



BASKETBALL

**BELMONT**

GAME NOTES



GAME THIRTY TWO • TEMPLE • NCAA TOURNAMENT • MARCH 19, 2019

**2018-19 SCHEDULE/RESULTS**

Record: (26-5)

**NOVEMBER**

10	ILLINOIS STATE (ESPN+)	W, 100-89
12	MIDDLE TENNESSEE (ESPN+)	W, 92-73
15	at Lipscomb (ESPN+)	W, 87-83
20	TREVECCA NAZARENE (ESPN+)	W, 104-50
24	at Kennesaw State (ESPN+)	W, 91-53
29	at Samford (ESPN+)	W, 99-93 ot

**DECEMBER**

1	at Green Bay (ESPN3)	L, 92-100
4	LIPSCOMB (ESPN+)	W, 76-74
15	at [rv/rv] UCLA (Pac-12 Networks)	W, 74-72
19	WESTERN KENTUCKY (ESPN+)	W, 80-74
29	at [rv/--] Purdue (FS1)	L, 62-73

**JANUARY**

3	*JACKSONVILLE STATE (ESPNU)	L, 73-83
5	*TENNESSEE TECH (ESPN+)	W, 79-67
10	*MOREHEAD STATE (ESPN+)	W, 77-60
12	*EASTERN KENTUCKY (ESPN+)	W, 109-93
17	*at Jacksonville State (ESPN+)	L, 80-91 ot
19	*TENNESSEE STATE (ESPN+)	W, 92-74
24	*at [rv/rv] Murray State (ESPNU)	W, 79-66
26	*at Austin Peay (ESPN+)	W, 96-92
31	*SOUTHEAST MISSOURI (ESPN+)	W, 97-71

**FEBRUARY**

2	*UT MARTIN (ESPN+)	W, 82-67
7	*at Eastern Kentucky (ESPN+)	W, 83-65
9	*at Morehead State (ESPN+)	W, 96-86
14	*at Tennessee State (ESPN+)	W, 77-66
16	*at Tennessee Tech (ESPN+)	W, 93-65
21	*EASTERN ILLINOIS (ESPN+)	W, 99-58
23	*SIU EDWARDSVILLE (ESPN+)	W, 97-75
28	*at UT Martin (ESPN+)	W, 112-67

**MARCH**

2	*at Southeast Missouri (ESPN+)	W, 84-66
8	<sup>1</sup> vs. Austin Peay (ESPNU)	W, 83-67
9	<sup>1</sup> vs. Murray State (ESPN2)	L, 65-77
19	<sup>2</sup> vs. Temple (truTV)	8:10 p.m. CT

1 - OVC Tournament 2 - NCAA Tournament  
 \* - Ohio Valley Conference Game  
 [/] - Reflects national ranking AP/USA Today polls  
 rv - Others receiving votes  
 All times Central

Home games in BOLD CAPS

**BELMONT MEDIA RELATIONS**

MBB Contact: Greg Sage, Assistant AD/Media Relations

(O) 615.460.6698

(C) 615.512.3633

(F) 615.460.5584

(Email) greg.sage@belmont.edu

www.belmontbruins.com



@BelmontMBB

**BRUIN SNAPSHOT**

Belmont Basketball returns to game action Tuesday vs. Temple in the 2019 NCAA Men's Basketball Championship.

Belmont claimed its 10th regular season conference championship in 14 years, fifth in seven years of OVC membership.

Belmont is adjusting to life after the graduation of All-OVC performers Amanze Egekeze and Austin Luke. Egekeze scored 1,350 points while Luke ranks second in OVC history in assists (681). The duo led Belmont to three consecutive OVC championships.

Senior All-America candidate Dylan Windler, senior Kevin McClain and freshman Nick Muszynski were named All-OVC First Team March 5. The trio combined to average 52.3 points, 19.6 rebounds and 9.4 assists per game.

Belmont ranks top 10 nationally in eight statistical categories, including first in assists per game and fifth in field goal percentage.

This marks the first meeting between Belmont and Temple.

**PROGRAM PROFILE**

- Belmont Basketball has won 20+ games and earned postseason play 13 of the last 14 years (including 2017-18). That includes NCAA Tournament appearances in 2006, 2007, 2008, 2011, 2012, 2013, 2015, 2019.

- Head Coach Rick Byrd is in his 33rd season at Belmont. He ranks fifth among all active NCAA Division I head coaches in career wins (804).

- Belmont has posted 268 conference wins since 2003 (includes tournament), second to Gonzaga.

- Belmont has won 17 conference championships (seven tournament, 10 regular season) since 2006. Only Gonzaga and Kansas have won more conference championships over that span.

- Belmont enters the 2018-19 season as one of only six non-Power 5 programs to post a Top 100 RPI each of the last eight seasons.

- Belmont has made the most three-point field goals in the nation since going from the NAIA to NCAA Division I in 1996-97 (Duke second).

- Since 2000-01, Belmont Basketball leads the nation in Academic All-Americans (17), which includes Dylan Windler in 2018-19.

- Belmont is one of only three NCAA Division I programs to make the NCAA Academic Progress Rate (APR) Honor Roll every year.

**PROBABLE STARTERS**

Belmont Bruins (26-5)

Pos.	No.	Name	Ht.	Wt.	Cl.	Hometown	PPG	RPG
G	2	Grayson Murphy	6-2	175	FR	Franklin, Tenn.	9.8	4.5
G	11	Kevin McClain	6-3	190	SR	Jennings, Fla.	16.3	3.5
G	24	Michael Benkert	6-4	200	JR	Greenwood, Ind.	4.3	1.7
G/F	3	Dylan Windler	6-8	200	SR	Indianapolis, Ind.	21.4	10.7
C	33	Nick Muszynski	6-11	235	FR	Pickerington, Ohio	14.9	5.9
G	0	Michael Mayernick	5-8	150	FR	Nashville, Tenn.	0.2	0.1
G	1	Mitch Listau	6-4	185	FR	Waunakee, Wis.	--	--
G	5	Adam Kunkel	6-3	165	FR	Hebron, Ky.	2.3	0.7
F	10	Caleb Hollander	6-8	225	FR	Nashville, Tenn.	7.0	4.5
G	14	Nick Hopkins	6-0	175	SO	Fayetteville, Tenn.	6.8	1.8
G	20	Tate Pierson	6-6	200	FR	Brentwood, Tenn.	1.1	0.9
F	21	Derek Sabin	6-9	230	FR	Slinger, Wis.	1.8	1.0
F	31	Rilee Epley	6-4	195	FR	Evansville, Ind.	--	--
G	35	Garrett Suedekum	6-2	170	SO	Brentwood, Tenn.	0.3	0.6
C	50	Seth Adelsperger	6-11	230	JR	Peru, Ind.	4.8	2.5



**GAME THIRTY TWO**  
**BELMONT**  
**VS.**  
**TEMPLE**

Date: March 19, 2019

Time: 9:10 p.m. ET/8:10 p.m. CT

Location: Dayton, Ohio

Arena: UD Arena

TV: truTV/March Madness Live

Kevin Harlan (play-by-play)

Reggie Miller (color)

Dan Bonner (color)

Dana Jacobson (sideline)

Radio: Westwood One

Ted Emrich (play-by-play)

Austin Croshere (color)

Bruin Sports Network

Kevin Ingram (play-by-play)

Greg Sage (color)

**Coaches:****Belmont**

Rick Byrd (Tennessee, '76)

Overall: 804-400 (38th year)

at Belmont: 712-345 (33rd year)

**Temple**

Fran Dunphy (La Salle, '70)

Overall: 580-324 (30th year)

at Temple: 324-133 (13th year)

**Series History:**

First meeting

NCAA TOURNAMENT 2006, 2007, 2008, 2011, 2012, 2013, 2015, 2019



# BELMONT UNIVERSITY


## 2018-19 MEN'S BASKETBALL

GAME 32 • BELMONT VS. TEMPLE

MARCH 19, 2019 • NCAA TOURNAMENT • UD ARENA • DAYTON, OHIO

MEDIA RELATIONS CONTACT: GREG SAGE • greg.sage@belmont.edu • 615.512.3633

### BROADCASTER CHART




**2 • GRAYSON MURPHY**  
FR • G • 6-2 • 175 • FRANKLIN, TENN.  
INDEPENDENCE HS

- 13-8-10 vs. Illinois St; 20 pts. vs. Western Kentucky
- Belmont NCAA era record 16 assists at UT Martin
- Coach Byrd: "Grayson fits our system well"
- Avg 19.7 ppg, 8.9 rpg, 5.2 apg, 3.1 spg as HS senior
- 2x *Tennessean* All-Midstate Team
- '18 Redshirt; played in four games

2018-19 Stats		
PPG	RPG	APG
9.8	4.5	6.6
FG%	3FG%	FT%
.494	.365	.578

**Career Highs**  
PTS - 20 vs. WKU  
REBS - \*9 at SEMO  
ASSTS - 16 at UT Martin  
STLS - 5 vs. MTSU  
MINS - \*37 at TSU




**11 • KEVIN MCCLAIN**  
SR • G • 6-3 • 190 • JENNINGS, FLA.  
HAMILTON COUNTY HS

- Dynamic combo guard; All-OVC First Team
- Had 2 4-pt plays in college debut @ Marquette
- Coach Byrd: "Kevin can make exciting plays"
- Career-high 31 pts. vs. SEMO; 28 pts. vs. ECU
- 20-6-6, GW shot at UCLA; 23 at Murray St
- 28 double figure scoring games in '19

2018-19 Stats		
PPG	RPG	APG
16.3	3.5	4.1
FG%	3FG%	FT%
.458	.367	.693

**Career Highs**  
PTS - 31 vs. SEMO  
REBS - 12 at ECU  
ASSTS - \*8 at UT Martin  
STLS - 5 vs. JSU  
MINS - 42 at JSU



**3 • DYLAN WINDLER**  
SR • G/F • 6-8 • 200 • INDIANAPOLIS, IND.  
PERRY MERIDIAN HS

- Long, athletic wing; Michael Phelps' wingspan
- All-OVC First Team; Julius Erving Award Candidate
- 8 double-doubles of 30-10 this season; 41 @ Morehead
- Coach Byrd: "Dylan has high basketball IQ"
- Academic All-American; up for Senior CLASS Award
- Decorated HS golfer; regularly shoots in 70s

2018-19 Stats		
PPG	RPG	APG
21.4	10.7	2.6
FG%	3FG%	FT%
.548	.430	.846

**Career Highs**  
PTS - 41 at Morehead  
REBS - 21 vs. APSU  
ASSTS - 7 vs. Lipscomb  
BLKS - 4 vs. Morehead  
MINS - \*42 at JSU



**24 • MICHAEL BENKERT**  
JR • G • 6-4 • 200 • GREENWOOD, IND.  
CENTER GROVE HS

- BENK-urt**
- Can defend 1-4; three career starts
- Strong, active wing; 13 pts vs. SIUE; 12 pts vs. Lipscomb
- Back-to-back 3-pointers at Lipscomb, UCLA, Morehead
- Played HS for former Butler PG Zach Hahn
- Coach Byrd: "Michael is defender we welcome"
- One of 7 children

2018-19 Stats		
PPG	RPG	APG
4.3	1.7	0.6
FG%	3FG%	FT%
.396	.352	.818

**Career Highs**  
PTS - 13 vs. SIUE  
REBS - \*4 at TTU  
ASSTS - \*3 at Samford  
STLS - 2 vs. UT Martin  
MINS - \*31 at TTU




**33 • NICK MUSZYNSKI**  
FR • C • 6-11 • 235 • PICKERINGTON, OHIO  
ST. CHARLES PREP

- new-ZIN-skee**
- '18 Redshirt; Nickname 'Moose'; 23-6-5-4 vs. TSU
- All-OVC First Team; OVC All-Newcomer Team
- 23 double figure scoring games; 27 pts. vs. SEMO
- OVC FOTY; 6x OVC Freshman of the Week
- Coach Byrd: "Nick can help now w/ major upside"
- HS volleyball standout

2018-19 Stats		
PPG	RPG	APG
14.9	5.9	2.7
FG%	3FG%	FT%
.618	.412	.779

**Career Highs**  
PTS - 27 vs. SEMO  
REBS - 11 vs. Lipscomb  
ASSTS - \*6 at Murray St  
BLKS - \*5 at Lipscomb  
MINS - 33 vs. Lipscomb



**0 • MICHAEL MAYERNICK**  
FR • G • 5-8 • 150 • NASHVILLE, TENN.  
CHRIST PRESBYTERIAN ACADEMY

- MAY-uh-r-nick**
- Walk-on, Nickname 'Mo'
- 2x Tennessee All-Region
- Avg 14.0 ppg & 8.0 apg as HS senior
- Coach Byrd: "Mike is fearless"
- Father played for Coach Byrd, 1986-90
- Favorite athlete: Darren Sproles

2018-19 Stats		
PPG	RPG	APG
0.2	0.1	0.3
FG%	3FG%	FT%
.500	.000	.000

**Career Highs**  
PTS - 2 vs. Trevecca  
REBS - 1 vs. TSU  
ASSTS - 2 vs. Trevecca  
STLS - 1 vs. Trevecca  
MINS - 10 vs. Trevecca



**1 • MITCH LISTAU**  
FR • G • 6-4 • 185 • WAUNAKEE, WIS.  
WAUNAKEE HS

- LISS-tao**
- 2x AP Wisconsin All-State
- 1,829 career points in HS
- Coach Byrd: "Mitch has great maturity"
- Avg 23.1 ppg, 5.1 rpg, 3.0 apg as HS senior
- 83-21 career HS record
- Can play PG or wing

2018-19 Stats		
PPG	RPG	APG
--	--	--
FG%	3FG%	FT%
--	--	--

**Career Highs**  
PTS --  
REBS --  
ASSTS --  
BLKS --  
MINS --



**5 • ADAM KUNKEL**  
FR • G • 6-3 • 165 • HEBRON, KY.  
COOPER HS

- '18 Kentucky Mr. Basketball Finalist
- MVP of Ohio-Kentucky All-Star Game
- *Cincinnati.com* All-Cincinnati Area Team
- Coach Byrd: "Adam understands the game"
- Avg 20.0 ppg, 7.7 rpg as HS senior
- 6 pts vs. ECU; 6 pts at TTU

2018-19 Stats		
PPG	RPG	APG
2.3	0.7	0.7
FG%	3FG%	FT%
.327	.282	.889

**Career Highs**  
PTS - 8 vs. Trevecca  
REBS - \*3 at KSU  
ASSTS - 4 vs. Trevecca  
STLS - 3 vs. Trevecca  
MINS - 23 vs. Trevecca



**10 • CALEB HOLLANDER**  
FR • F • 6-8 • 230 • NASHVILLE, TENN.  
NASHVILLE CENTRAL CHRISTIAN

- Homeschooled; 21 & 11 at Lipscomb; 22 vs. Morehead
- 2x Pete Maravich National POTY for homeschooleders
- Led state of Tennessee in scoring as HS senior (27.3)
- Coach Byrd: "Caleb is versatile & skilled"
- GW shot vs. Lipscomb (12/4/18)
- '18 Redshirt; 21 vs. Illinois St in first start

2018-19 Stats		
PPG	RPG	APG
7.0	4.5	0.8
FG%	3FG%	FT%
.427	.319	.400

**Career Highs**  
PTS - 22 vs. Morehead  
REBS - \*11 at KSU  
ASSTS - \*2 vs. TTU  
STLS - 4 at Samford  
MINS - 31 at Lipscomb



**14 • NICK HOPKINS**  
SO • G • 6-0 • 175 • FAYETTEVILLE, TENN.  
FAYETTEVILLE HS

- 2016 Tennessee Mr. Basketball Class A
- 2016 *USA Today* Tennessee First Team
- Instant offense, can score from everywhere
- Coach Byrd: "Nick is electric; a joy to coach"
- 56 3-pointers as FR; 21 pts at Samford; 1st start vs. TSU
- 22-2-2; 6-10 3FG in '18 debut at Washington

2018-19 Stats		
PPG	RPG	APG
6.8	1.8	1.5
FG%	3FG%	FT%
.400	.386	.957

**Career Highs**  
PTS - 22 at Washington  
REBS - 7 at APSU  
ASSTS - \*5 at Murray St  
STLS - 4 at TTU  
MINS - \*35 at ECU



**20 • TATE PIERSON**  
FR • G • 6-6 • 200 • BRENTWOOD, TENN.  
BRENTWOOD ACADEMY

- Walk-on; '18 Redshirt
- 3x Tennessee Division II-AA State Champion
- Game-clinching FT at Lipscomb
- HS teammate of Darius Garland
- Coach Byrd: "Tate can make an impact for us"
- State Champion 110m & 300m hurdles

2018-19 Stats		
PPG	RPG	APG
1.1	0.9	0.3
FG%	3FG%	FT%
.333	.316	.625

**Career Highs**  
PTS - 8 vs. Trevecca  
REBS - 4 at TTU  
ASSTS - 2 vs. ECU  
STLS - --  
MINS - 20 vs. Trevecca



# BELMONT UNIVERSITY


## 2018-19 MEN'S BASKETBALL

GAME 32 • BELMONT VS. TEMPLE

MARCH 19, 2019 • NCAA TOURNAMENT • UD ARENA • DAYTON, OHIO

MEDIA RELATIONS CONTACT: GREG SAGE • greg.sage@belmont.edu • 615.512.3633

### BROADCASTER CHART



**21 • DEREK SABIN**  
FR • G • 6-9 • 230 • SLINGER, WIS.  
SLINGER HS

*SAY-bin*

- '18 WBCA Division II Wisconsin All-State
- '18 *Milwaukee Journal Sentinel* All-Area Team
- 7 pts at UT Martin; 6 pts in OVC Championship
- Coach Byrd: "Derek has an aggressive mentality"
- Avg 19.8 ppg, 10.9 rpg, 1.9 apg as HS senior
- Biology major

2018-19 Stats		
PPG	RPG	APG
1.8	1.0	0.3
FG%	3FG%	FT%
.706	.000	.600

**Career Highs**  
PTS - 7 at UT Martin  
REBS - 5 vs. Trevecca  
ASSTS - \*2 vs. SEMO  
BLKS - 1 vs. EIU  
MINS - 15 vs. Trevecca




**31 • RILEE EPLEY**  
FR • F • 6-4 • 195 • EVANSVILLE, IND.  
HARRISON HS

- Walk-on; '18 Indiana All-State
- *Hoosier Magazine* Watch List
- 1,602 career points in HS
- Avg 21.7 ppg, 6.5 rpg as HS senior
- Coach Byrd: "Rilee adds frontcourt depth"
- Academic scholar; Biology major

2018-19 Stats		
PPG	RPG	APG
--	--	--
FG%	3FG%	FT%
--	--	--

**Career Highs**  
PTS - --  
REBS - --  
ASSTS - --  
STLS - --  
MINS - --




**35 • GARRETT SUEDEKUM**  
SO • G • 6-2 • 170 • BRENTWOOD, TENN.  
BRENTWOOD ACADEMY

*SUE-deck-um*

- Walk-on; Team manager in '18
- Played HS for Coach Hubie Smith
- 2x State Champion
- 4-5-2stls vs. Trevecca
- On floor for final defensive stop at UCLA
- Pole vaulter in HS

2018-19 Stats		
PPG	RPG	APG
0.3	0.6	0.3
FG%	3FG%	FT%
.167	.333	.500

**Career Highs**  
PTS - 4 vs. Trevecca  
REBS - 5 vs. Trevecca  
ASSTS - 2 at UT Martin  
BLKS - 2 vs. Trevecca  
MINS - 14 vs. Trevecca



**50 • SETH ADELSPERGER**  
JR • C • 6-11 • 230 • PERU, IND.  
PERU HS

*ADD-els-PURR-gurr*

- Career-high 14 pts, 5 rebs vs. SIUE
- 12 & 5 vs. TTU; 11 pts at ECU; 14 at Kennesaw St
- 2x Indiana All-State Honorable Mention
- Coach Byrd: "Seth is tough and athletic inside"
- HS Class Valedictorian
- Environmental Studies major

2018-19 Stats		
PPG	RPG	APG
4.8	2.5	0.2
FG%	3FG%	FT%
.697	.000	.677

**Career Highs**  
PTS - 14 vs. SIUE  
REBS - 6 vs. Florida  
ASSTS - 2 at Morehead  
BLKS - \*2 at UT Martin  
MINS - 25 at TCU

TOP 100 RPI **EIGHT** STRAIGHT SEASONS  
OUTSIDE POWER 5





**QUICK HITTERS**

• This marks Belmont's eighth NCAA Tournament appearance. The previous seven were automatic bids (five Atlantic Sun Conference; two Ohio Valley Conference). This is the first NCAA Tournament at-large bid in Belmont history, and the second in OVC history. In 1987, Austin Peay earned the OVC automatic bid while Middle Tennessee earned an at-large bid.

• Belmont has four all-time wins over current members of the American Athletic Conference: three vs. UCF and one vs. Cincinnati (11/9/07).

• Belmont's NCAA Division I era career leading scorer - Evan Bradds - grew up in Jamestown, Ohio, minutes from the University of Dayton campus. Bradds scored 1,921 career points and was a two-time OVC Player of the Year and All-America selection. Bradds currently serves a video coordinator on Brad Stevens' staff with the Boston Celtics.

• Belmont head coach Rick Byrd and Temple head coach Fran Dunphy have 68 combined years of coaching experience and 1,384 combined career victories.

• Belmont freshman center Nick Muszynski is a native of Pickerington, Ohio, while fellow freshman Adam Kunkel grew up across the Ohio River in Hebron, Kentucky.

• Belmont and Temple were in the same 2011 NCAA Tournament pod in Tucson, Arizona. 13th-seeded Belmont faced fourth-seeded Wisconsin while seventh-seeded Temple faced 10th-seeded Penn State.

• Dylan Windler, Kevin McClain and Nick Muszynski earned All-OVC First Team honors; this marks the third time that three Bruins were named first team all-conference in the same season (2012: Clark, Johnson, Hanlen; 2018: Windler, Egekeze, Luke).

• Belmont NCAA Tournament history:

Year	Seed	Region	Opponent	Result
2006	15	West	UCLA	L, 44-78
2007	15	East	Georgetown	L, 55-80
2008	15	West	Duke	L, 70-71
2011	13	Southeast	Wisconsin	L, 58-72
2012	14	Midwest	Georgetown	L, 59-74
2013	11	West	Arizona	L, 64-81
2015	15	East	Virginia	L, 67-79

**NOTABLE**

• Belmont Basketball has won 20+ games and earned postseason invitations 13 of the last 14 years (including 2017-18). That includes NCAA Tournament appearances in 2006, 2007, 2008, 2011, 2012, 2013, 2015, 2019.

• Belmont is also one of only six non-Power 5 programs to post a Top 100 RPI each of the last eight seasons (BYU, Gonzaga, St. Mary's (CA), San Diego State, Wichita State).

• Belmont is one of only nine NCAA Division I programs to win 19 or more games each of the last 14 years, joining BYU, Duke, Gonzaga, Kansas, Louisville, Michigan State, North Carolina and San Diego State.

• Belmont Basketball has won 17 conference championships (10 regular season, seven tournament) since 2006 - including the 2019 OVC regular season championship. Nationally, only Gonzaga and Kansas have won more conference championships over that span. Belmont has won five OVC regular season championships and two OVC tournament championships in its first six-plus seasons in the league.

• Since joining the OVC in 2013, Belmont is 97-19 (.836) in conference games (55-3 home, 42-16 away).

• Belmont has led the nation in 2-point field goal percentage six of the last seven seasons.

• Belmont Basketball has ranked in the Top 25 nationally in 3-point field goals made per game every year but one since becoming an NCAA Division-I member institution in 1996. Entering the season, no program has made more 3-pointers than Belmont (6362) since the Bruins went Division I. Belmont has ranked in the Top 10 nationally in 3-point field goals made per game 15 of the last 20 years. The Bruins ranked fourth nationally in 2017-18.

• Belmont head coach Rick Byrd ranks fifth among all active NCAA Division I head coached in career wins (804).

• Belmont has 268 conference victories (includes tournament) since 2003 - second to Gonzaga nationally.

• Basketball Times ranked Belmont as the No. 7 college basketball program in America in its 2017 'Top Programs' rankings. Basketball Times, the official publication of the United States Basketball Writers Association of America (USBWA), every five years undertakes an exhaustive comparative analysis of college basketball programs. The initial standard for consideration is winning at least two-thirds of all games played over the past 10 seasons, which narrowed 351 NCAA Division I programs to 35. From there, Basketball Times used six equally weighted criteria: winning percentage, number of NBA players, federal graduation rate, U.S. News & World Report academic peer assessment, program cleanliness, and head coach ranking.

• Bleacher Report/Turner Broadcasting ranked Belmont as 'One of the Top 7 Mid-Majors Programs' of the last 20 years. Forbes Magazine also tabbed Belmont as the No. 6 men's basketball program 'For the Money' in all of NCAA Division I.

• Since 2000-01, Belmont Basketball leads the nation in Academic All-Americans (16), which includes Dylan Windler in 2017-18.

• Belmont is one of only three NCAA Division I programs to make the NCAA Academic Progress Rate (APR) Honor Roll every year.

• Belmont has earned victories over North Carolina, UCLA, Stanford, Vanderbilt, Marquette, Georgia, Cincinnati, Alabama, Butler and Missouri in recent years.

• Belmont lost All-OVC players Amanze Egekeze and Austin Luke to graduation.

• Last season, Belmont and Gonzaga were the only two programs ranked in the Top 10 of the CollegeInsider.com Mid-Major Top 25 poll in both men's and women's basketball.

• Belmont has been ranked in the CollegeInsider.com Mid Major Top 25 poll 14 consecutive seasons.

• Two of Belmont's biggest fans are multiple Grammy Award winning artists Vince Gill and Amy Grant. Gill, and Belmont head coach Rick Byrd, are close friends, and Gill and Grant regularly attend Belmont games.

• Being a stone's throw from famed Music Row in Nashville, Belmont has a proud and distinguished history in musical performance. Some notable alumni include: Brad Paisley, Trisha Yearwood, Stephen Curtis Chapman, Lee Ann Womack, Melinda Doolittle and former baseball pitcher Brian Kelley of Florida Georgia Line.

• ABC News correspondent and Miss USA 2007 Rachel Smith graduated magna cum laude from Belmont with a degree in journalism. As an undergraduate, she covered the Bruins in her capacity as managing editor of the university student newspaper, the Belmont Vision.

TV/PRINT/ONLINE GRAPHICS

- **NCAA Division I Active Head Coaches, Career Victories** (thru 3/17/19)
 

Mike Krzyzewski, Duke	1,129
Jim Boeheim, Syracuse	947
Roy Williams, North Carolina	868
Bob Huggins, West Virginia	858
<b>Rick Byrd, Belmont</b>	<b>804</b>

- **NCAA Division I Active Head Coaches, Career Victories** (thru 3/17/19)  
**Non-Power 5**

<b>Rick Byrd, Belmont</b>	<b>804</b>
Cliff Ellis, Coastal Carolina	765
Greg Kampe, Oakland	618

- **NCAA Division I All-Time Head Coaches, Career Victories (Notable)**

11. Eddie Sutton	806
<b>12. Rick Byrd, Belmont</b>	<b>804</b>
13. Lefty Driesell	786
14. Lute Olson	781
15. Lou Henson	779
18. Henry Iba	755
19. Bo Ryan	747
20. Phog Allen	746
33. John Wooden	664

- **NCAA Division I Active Head Coaches, Career Conference Win%**  
Entering 2018-19
 

1. Mark Few, Gonzaga	.897
<b>2. Rick Byrd, Belmont</b>	<b>.794</b>
3. Bill Self, Kansas	.7937

- **Conference Championships Since 2006 (regular season & tournament)**  
(thru 3/17/19)
 

Gonzaga	22
Kansas	20
<b>Belmont</b>	<b>17</b>
Davidson	12
Memphis	11

- **Conference Victories Since 2003 (includes tournament)** (thru 3/17/19)
 

Gonzaga	273
<b>Belmont</b>	<b>268</b>
Kansas	265
Davidson	257
Murray State	249
Memphis	238
Stephen F. Austin	231

- **Five Consecutive Regular Season Conference Championships (since 1996-97)**

<b>Belmont (Atlantic Sun/OVC)</b>	<b>2010-14</b>
Butler (Horizon)	2007-11
Cincinnati (Conference USA)	1997-2002
Duke (ACC)	1997-2001
Gonzaga (WCC)	2001-11
Harvard (Ivy)	2011-15
Kansas (Big XII)	2005-present
Nevada (WAC)	2004-08
Xavier (Atlantic 10)	2007-11

- **Made Three-Point Field Goals** (thru 3/17/19)
 

<b>Belmont</b>	<b>6,687</b>
Duke	6,585
Florida	6,193
Davidson	6,164
Troy	6,078

- **Road/Neutral Victories Since 2006**

Gonzaga	205
North Carolina	198
Kansas	195
Duke	193
Kentucky	166
<b>Belmont</b>	<b>166</b>
Florida	165
Michigan State	163
VCU	161
Butler	155

- **NCAA Academic Progress Rate (APR) Honor Roll Every Year**

<b>Belmont</b>
Davidson
Holy Cross

- **Basketball Times 2017 Top College Basketball Programs in America**

1. Duke
2. Notre Dame
3. Wisconsin
4. Gonzaga
5. Villanova
6. Davidson
<b>7. Belmont</b>
8. Michigan State
9. Butler
10. Kansas

- **Programs With 19+ Victories Every Season, 2006-present**

<b>Belmont</b>
BYU
Duke
Gonzaga
Kansas
Louisville
Michigan State
North Carolina
San Diego State

- **Home Court Winning Percentage** (since 2011; through 3/5/19)
 

Kentucky	149-9 (.943)
Kansas	144-9 (.941)
<b>Belmont</b>	<b>113-9 (.926)*</b>
Duke	139-12 (.921)

\*three losses came without C. Bradshaw (DNP)

- **Belmont Scoring Offense (NCAA ranking)**

2019 (2nd)
2018 (73rd)
2017 (97th)
2016 (12th)
2015 (30th)
2014 (18th)
2013 (15th)
2012 (4th)
2011 (11th)

- **Belmont Effective Field Goal Percentage (Ken Pomeroy)**

2019 (3rd)
2018 (3rd)
2017 (15th)
2016 (2nd)
2015 (5th)
2014 (2nd)
2013 (2nd)
2012 (5th)
2011 (11th)

- **NCAA Division I Field Goal Percentage Leaders, All-Time**

Steve Johnson, Oregon State	67.8
Michael Bradley, UK/Villanova	67.7
Murray Brown, Florida St	66.8
<b>Evan Bradds, Belmont</b>	<b>66.7</b>

- **Capital One/CoSIDA Academic All-America Selections Since 2001**

<b>Belmont</b>	<b>17</b>
Butler	10
Iowa	8
Duke	7
Florida	7
North Dakota State	7

- **Double-Doubles, Single-Season (Belmont NCAA Division I era)**

<b>Dylan Windler, 2019</b>	<b>17</b>
Adam Sonn, 2003	17
<b>Dylan Windler, 2018</b>	<b>15</b>

**BONUS BRUIN TRACKS**

• Belmont has won 311 games since 2007 - the most among all NCAA Division I program from the state of Tennessee - including Tennessee, Vanderbilt and Memphis.

• Belmont is 225-50 (.818) in conference games over the past 13 years.

• Belmont is 218-46 (.826) over the past nine years in games outside the Power 5.

• Belmont has earned victories over North Carolina, UCLA, Vanderbilt, Stanford, Marquette, Georgia, Cincinnati, Alabama, and Missouri in recent years.

• Belmont has earned national Top 25 poll votes eight of the last nine seasons.

• Belmont's 15-man roster has 10 newcomers and five returning letterwinners. The nine freshmen represent the most on a single-roster for Coach Byrd in the NCAA Division I era.

• Belmont uniforms:

-Home: White w/ red letters, numerals

-Away: Blue w/ white letters, numerals

-Alternate: Throwback Red w/ script

**DYLAN WINDLER NOTES**

- Preseason All-America candidate
- Preseason Mid-Major All-America (CollegeInsider, Mid-Major Madness)
- Julius Erving Award Candidate
- Lou Henson Award Candidate
- CBS National Player of the Week (2/13/19)
- Preseason OVC Player of the Year (league office, Blue Ribbon)
- No. 5 'Top Senior' - *ESPN.com*
- First Team All-Indiana - *Indianapolis Star*
- Top 100 Player (CBSSports.com, NBCSports.com, SB Nation)
- Two-time Academic All-American
- Student-Athlete representative NCAA Basketball Competition Committee
- Senior CLASS Award Candidate
- NABC Give Back Team nominee
- Only player in America averaging 20.0 points, 10.0 rebounds, 2.5 assists per game.
- Two-time All-OVC First Team

**MEDIA INFORMATION****Bruin Sports Network**

Every Belmont men's basketball game is available nationwide on the Bruin Sports Network via [belmontbruins.com](http://belmontbruins.com), the Bruins' Mobile app and ESPN+. In addition, select games will be aired on television partners. Game broadcasts include live play-by-play, exclusive interviews, and Coach Byrd's official postgame show.

Kevin Ingram, *Voice of the Bruins*  
Greg Sage, color

**Practice Coverage**

Belmont practice is open to the media, unless otherwise stipulated by the coaching staff. Interviews with Belmont players and coaches can be arranged by contacting the media relations' office.

**Please do not contact players personally.** Photographers and videographers are not permitted to shoot practices without media relations' clearance.

**Postgame Interview Policy**

For all home and away games, Belmont players and coaches will be available for post-game interviews with credentialed media members approximately 10 minutes after conclusion of the game. Head coach Rick Byrd will do a brief postgame interview for the Bruin Sports Network following each game. **The Belmont locker room is closed at all times.**

**BelmontBruins.com**

The premier source for all things Belmont men's basketball is [belmontbruins.com](http://belmontbruins.com). The men's basketball team page provides updated statistics, player profiles, game notes, links to in-game stats, audio and video.

**Belmont Basketball Media Guide**

For comprehensive information on Belmont men's basketball, be sure to view the digital media guide at:

[belmontbruins.com/belmontmbb1819mg](http://belmontbruins.com/belmontmbb1819mg)

**Belmont Basketball in the Pros**

**Ian Clark** (NBA) New Orleans Pelicans  
**Kerron Johnson** (Israel)

Hapoel Be'er Sheva

**Alex Renfro** (Serbia)

Partisan NIS

**Nick Smith** (Czech Republic)

BK Nova Hut Ostrava

**Amanze Egekeze** (Japan)

Ryukyu Golden Kings

**Austin Luke** (Latvia)

VEF Riga

**Evan Bradds** (NBA)

Boston Celtics, video asst.

**Adam Barnes** (NBA)

Cleveland Cavaliers scout

**PRETTY EXCLUSIVE COMPANY**

Belmont University men's basketball has been ranked as the No. 7 college basketball program in America, according to Basketball Times in its 'Top Programs' edition for 2017. Basketball Times, the official publication of the United States Basketball Writers Association of America (USBWA), every five years undertakes an exhaustive comparative analysis of college basketball programs. The initial standard for consideration is winning at least two-thirds of all games played over the past 10 seasons, which narrowed 351 NCAA Division I programs to 35. From there, Basketball Times used six equally weighted criteria: winning percentage, number of NBA players, federal graduation rate, U.S. News & World Report academic peer assessment, program cleanliness, and head coach ranking. The criteria are subjective, but discreet polls are designed to reduce individual bias. Points were awarded on a sliding scale, from 35 points for a first-place vote to one point for a last-place vote, with 350 being the highest possible cumulative score. Basketball Times created a 10-member panel of the most experienced and respected college basketball journalists in the country: Nicole Auerbach, Rick Bozich, Ken Davis, Blair Kerkhoff, Angela Lento, Mike Lopresti, Randy McClure, Kevin McNamara, Mike Waters and Dick "Hoops" Weiss. As anticipated, Belmont scored well across the board, including first in federal graduation rate, fourth in program cleanliness, 10th in head coach ranking, and 11th in USNWR academic peer assessment. Belmont's overall ranking of seventh is up four spots from the 2012 Basketball Times report.

**THANKS FOR EVERYTHING**

Belmont's graduating seniors in 2018 - Amanze Egekeze, Austin Luke, Burton Sampson and Tyler Hadden - accomplished a great deal in their careers, elevating the Bruin program to a new level of prominence. The quartet combined for an astonishing four years: 89 victories, three consecutive OVC championships, one NCAA Tournament appearance, two Postseason NIT appearances and victories over North Carolina, Marquette, Georgia, Vanderbilt and nationally-ranked Murray State. Egekeze and Luke were 2018 First Team All-OVC honorees.

**SUSTAINED EXCELLENCE**

In Belmont Basketball, Coach Byrd has built a program with staying power. Some of the accomplishments of the Bruin program are staggering, almost hard-to-believe, when you consider that Belmont has only been NCAA Division I since 1996-97. In addition to the Page 1 'Program Profile' bullet points, consider:

• From 2003-14, Belmont and Kansas were the only two programs in America that won 12 or more conference games for 12 straight seasons.

• Since 1997, starting with Belmont, 52 schools have started Division I programs. Only 13 have reached the NCAA Tournament. Just five - Belmont (seven), Albany (five), FGCU (three), Oakland (three), and Portland State (two) - have made multiple trips.





BASKETBALL

**BELMONT**

GAME NOTES



GAME THIRTY TWO • TEMPLE • NCAA TOURNAMENT • MARCH 19, 2019

## INSIDE THE MATCHUP

TEM		BEL
74.8	Scoring Offense	87.4
71.2	Scoring Defense	73.9
+3.6	Scoring Margin	+13.4
.439	Field Goal Percentage	.499
.441	FG Percentage Defense	.425
.331	3FG Percentage	.373
.327	3FG Percentage Defense	.343
.731	Free Throw Percentage	.738
34.3	Rebound Average	38.9
37.2	Opponent Rebound Avg.	35.0
-2.9	Rebound Margin	+3.9
11.1	Turnovers per game	11.6
14.8	Opponent TO per game	12.5
+3.7	Turnover Margin	+0.9
14.5	Assists per game	19.9
8.7	Steals per game	6.8

BRUINS IN THE RANKINGS  
2018-19

## NCAA

ASSISTS PER GAME - 1ST  
SCORING OFFENSE - 2ND  
ASSIST TURNOVER RATIO - 2ND  
FIELD GOAL PERCENTAGE - 4TH  
TOTAL ASSISTS - 4TH  
DEFENSIVE REBOUNDS PER GAME - 6TH  
3-POINT FIELD GOALS PER GAME - 12TH  
REBOUNDS PER GAME - 27TH

## DYLAN WINDLER

DEFENSIVE REBOUNDING (3RD)  
DOUBLE-DOUBLES (14TH)

## GRAYSON MURPHY

ASSISTS PER GAME (12TH)

## NICK MUSZYNSKI

FIELD GOAL PERCENTAGE (21ST)  
BLOCKED SHOTS PER GAME (26TH)  
TOTAL BLOCKS (33RD)

## 2017-18 SEASON ACKNOWLEDGMENTS

## DYLAN WINDLER

- ALL-OVC FIRST TEAM
- 3-TIME OVC PLAYER OF THE WEEK
- 3-TIME TSWA PLAYER OF THE WEEK
- NCAA.COM NATIONAL PLAYER OF THE WEEK (1/22/18)
- 2K CLASSIC SUBREGIONAL ALL-TOURNAMENT TEAM
- COSIDA ACADEMIC ALL-AMERICA
- COSIDA ACADEMIC ALL-DISTRICT

## AMANZE EGEKEZE

- ALL-OVC FIRST TEAM
- OVC ALL-TOURNAMENT TEAM
- OVC PLAYER OF THE WEEK (12/18/17)
- TSWA PLAYER OF THE WEEK (12/19/17)
- REPRESENTED OVC AT 2018 FINAL FOUR AS PART OF 3-ON-3 NATIONAL CHAMPIONSHIP

## AUSTIN LUKE

- ALL-OVC FIRST TEAM
- OVC ALL-TOURNAMENT TEAM
- REPRESENTED OVC AT 2018 FINAL FOUR AS PART OF 3-ON-3 NATIONAL CHAMPIONSHIP
- COLLEGEINSIDER.COM MID-MAJOR ALL-AMERICA WATCH LIST
- BELMONT NCAA DIVISION I ERA CAREER ASSISTS LEADER & THIRD ALL-TIME IN OVC HISTORY (681)

## KEVIN MCCLAIN

- 2K CLASSIC SUBREGIONAL MVP

## NUMERICAL ROSTER

No.	Name	Pos.	Ht.	Wt.	Cl.	Hometown/Last School
0	Michael Mayernick	G	5-8	150	Fr.	Nashville, Tenn. (CPA)
1	Mitch Listau	G	6-4	185	Fr.	Waunakee, Wis. (Waunakee HS)
2	Grayson Murphy	G	6-2	175	Fr.	Franklin, Tenn. (Independence HS)
3	Dylan Windler	G/F	6-8	200	Sr.	Indianapolis, Ind. (Perry Meridian HS)
5	Adam Kunkel	G	6-3	165	Fr.	Hebron, Ky. (Cooper HS)
10	Caleb Hollander	F	6-8	225	Fr.	Nashville, Tenn. (Nashville Cent. Christian)
11	Kevin McClain	G	6-3	190	Sr.	Jennings, Fla. (Hamilton County HS)
14	Nick Hopkins	G	6-0	175	So.	Fayetteville, Tenn. (Fayetteville HS)
20	Tate Pierson	G	6-6	200	Fr.	Brentwood, Tenn. (Brentwood Academy)
21	Derek Sabin	F	6-9	230	Fr.	Slinger, Wis. (Slinger HS)
24	Michael Benkert	G	6-4	200	Jr.	Greenwood, Ind. (Center Grove HS)
31	Rilee Epley	F	6-4	195	Fr.	Evansville, Ind. (Harrison HS)
33	Nick Muszynski	C	6-11	235	Fr.	Pickerington, Ohio (St. Charles Prep)
35	Garrett Suedekum	G	6-2	170	So.	Brentwood, Tenn. (Brentwood Academy)
50	Seth Adelsperger	C	6-11	230	Jr.	Peru, Ind. (Peru HS)

**Head Coach:** Rick Byrd (Tennessee, '76)

**Associate Head Coach:** Brian Ayers (Lipscomb, '93)

**Assistant Coaches:** James Strong (Vanderbilt, '00)

Tyler Holloway (Murray St., '09)

**DOBO:** Dan Ryan (Illinois St., '17)

\* - Letters Earned at Belmont

## PRONUNCIATION GUIDE

SETH ADELSPERGER (ADD-ELS-PURR-GURR)

MICHAEL BENKERT (BENK-URT)

MITCH LISTAU (LISS-TAO)

MICHAEL MAYERNICK (MAY-UHR-NICK)

NICK MUSZYNSKI (MEW-ZIN-SKEE)

DEREK SABIN (SAY-BIN)

GARRETT SUEDEKUM (SUE-DECK-UM)

## GOLDEN STATE OF MIND

Former Belmont men's basketball All-American Ian Clark ('13) earned a regular season roster spot on the NBA New Orleans Pelicans and embarks on year six in the association. Clark won an NBA Championship ring with the Golden State Warriors in 2017. The Memphis, Tennessee native became an integral member of the Pelicans in 2017-18, recording career-highs in points (7.4), assists (1.5) and minutes played (19.7) per game. As part of New Orleans' playoff push, Clark buried a decisive 3-pointer in Game 1 of the Pelicans' opening round sweep of Portland, and scored a playoff career-high 18 points vs. Golden State in the NBA Western Conference semifinals. He averaged 11.0 points per game on 49 percent shooting after the NBA All-Star break. In a league laden with household names from high-profile, high revenue college programs, Clark continues to defy the odds; letting his pure outside shooting stroke, all-court game, and professional approach speak for itself. Clark led Belmont to three consecutive NCAA Tournament appearances and four consecutive regular season conference championships, standing as Belmont's NCAA Division I era career leader in points (1,920) and made three-point field goals (340). After strong performances in the Portsmouth Invitational and Orlando NBA Summer League for the Miami Heat, Clark latched on with the Golden State Warriors for 2013 Vegas NBA Summer League. Clark would score a then-record 33 points in the championship game, leading Golden State past Phoenix en route to Championship Game Most Valuable Player honors. Though Clark would ultimately agree to a two-year deal with the Utah Jazz, his impression upon the Golden State organization was undeniable. After closing last season with the Denver Nuggets – and shining with the team from the Mile High City in summer league – Clark and Golden State got together. But emblematic of his career journey, nothing would be handed to Clark; he would have to earn a regular season roster spot. And that meant beating out a collection of accomplished perimeter players from major conference programs, including former NCAA champion and No. 3 overall pick Ben Gordon. Clark is close friends with Stephen Curry and was part of Curry's pre-game warmup antics. He scored a career-high 36 points at San Antonio March 11.

## CURBSIDE VIEW

In 15 short seasons, the Curb Event Center has gained a national reputation as being one of the finest new facilities in college basketball. Since the inaugural 2003-04 season, Belmont is 185-28 (.869) at the Curb Event Center. Moreover, the Bruins are 130-15 (.897) in league games at the Curb Event Center. Belmont had its NCAA-best 35 game conference home court win streak snapped Feb. 6, 2016 vs. Eastern Kentucky. Belmont posted an NCAA-best home court winning percentage (.962, 51-2) from 2011-14. The Bruins had their NCAA-best 23 game home court win streak snapped Dec. 1, 2013 against No. 24 VCU. Since Feb. 5, 2010, only UK, Kansas, Arizona and Duke have better home court winning percentages than Belmont.

## ON THE ROAD AGAIN

Like many non-Power 5 conference men's basketball programs, Belmont will spend a fair amount of November and December away from home. One of the Bruins' greatest sources of pride is a trademark of the top college basketball programs - consistent success away from home. Entering 2018-19, Belmont's remarkable 153 road/neutral victories since 2006 ranks seventh nationally, trailing only Gonzaga, Kansas, North Carolina, Duke, Kentucky and Florida.

NCAA TOURNAMENT 2006, 2007, 2008, 2011, 2012, 2013, 2015, 2019

**ROAMING THE SIDELINES**

Rick Byrd is in his 33rd season at Belmont University. He has compiled a 712-345 record during his tenure in Nashville and holds a career mark of 804-400 in this his 38th year. Byrd claimed his 800th career victory Feb. 21, 2019 vs. Eastern Illinois. Named OVC Coach of the Year Mar. 4, Byrd has led his program to seven NCAA Tournament appearances since 2006. Most recently, Byrd was inducted into the Greater Knoxville Sports Hall of Fame and Tennessee Sports Hall of Fame. He also received the 2012 NCAA Bob Frederick Sportsmanship Award for lifelong commitment to ethical conduct and fair play. Following the historic 30-5 2011 campaign, Byrd earned a number of postseason honors, including being named Hugh Durham National Coach of the Year, NABC District 3 Coach of the Year, TSWA Men's College Basketball Coach of the Year, and Atlantic Sun Conference Coach of the Year. He was also a finalist for the 2013 Jim Phelan National Coach of the Year Award, Hugh Durham National Coach of the Year Award, and the Skip Prosser Man of the Year Award. The Knoxville, Tenn. native led Belmont to NAIA Final Four appearances and was named NAIA National Coach-of-the-Year in 1995 after posting a school-best 37-2 record. Byrd is the winningest active coach in the Ohio Valley Conference and the state of Tennessee. He ranks fifth on the career wins list among active Division-I head coaches. Coach Byrd was honored as the '12th Titan' prior to the Dec. 11, 2011 NFL game between the Titans and Saints at LP Field. He also served as chairman of the NCAA Men's Basketball Rules Committee from 2013-15 and is on the 2019 Naismith Memorial Basketball Hall of Fame induction ballot.

**LET IT FLY**

Belmont has made a national name for itself in recent years by way of its prolific three-point shooting. Belmont Basketball has ranked in the Top 10 nationally in 3-point field goals made per game 15 of the last 20 years. The Bruins ranked fourth nationally last season. Belmont Basketball has ranked in the Top 25 nationally in 3-point field goals made per game every year but one since becoming an NCAA Division-I member institution in 1996. In addition, Belmont has ranked Top 15 nationally in effective field goal percentage each of the last eight seasons. Ian Clark ('13) graduated as the program's NCAA era career leader in made 3-point field goals (340). He also ranked third nationally in 3-point percentage in 2012-13, earned a spot in the Hampton Hotels National 3-Point Championships at the 2013 Final Four in Atlanta, and set the Great Alaska Shootout single-game record for made 3-point field goals with nine against Northeastern. As fate would have it, director of athletics Scott Corley ('90) made 420 career 3-pointers. The Bruin single-game record is 20 made three-point field goals (vs. Tennessee State, 2/24/18). And since Belmont made the move from NAIA to NCAA Division I in 1996-97, the Bruins rank first nationally in made three-point field goals over that span. Duke is second. The Bruins set a program record with 14 3s in the first half vs. UT Martin (1/5/17).

**THANKS FOR THINKING OF US, NATIONAL POLL VOTERS**

Belmont has received national poll votes in eight of the last nine seasons, including votes in both polls March 4, Dec. 24, and Dec. 17, and two votes in the 2015 Preseason USA Today Coaches' Poll. Belmont received four Top 25 coaches' poll votes for the week of Nov. 16. The Bruins received a program-record 31 votes in the Associated Press poll and four votes in the USA Today Coaches' Poll released Nov. 25, 2013. Belmont has received national poll Top 25 votes a total of 23 weeks over the last five seasons. In 2011-12, the Bruins received national poll votes for nine consecutive weeks from Jan. 17 to Mar. 14. Belmont joined Brigham Young, San Diego State, Temple, UNLV, Utah State and Xavier as one of only seven non-BCS conference programs to receive AP Top 25 poll votes each of the last eight weeks of 2010-11.

**LEND A HELPING HAND**

Belmont's offensive philosophy is predicated on sharp, timely passing and unselfish play. The Bruins have always been among the national leaders in assists per game, including first this season. 2018 graduate Austin Luke ranked top 5 nationally in assists as a junior and senior. Belmont was 10th in the NCAA in assists per game in 2016-17 and 34th last season. In fact, Belmont has ranked in the Top 25 in the nation in assists per game 10 of the last 14 seasons. Belmont recorded a Curb Event Center record 30 assists vs. Kennesaw State (12/1/11). Eight Bruins finished last season with double figure assists. Belmont had a '18 season-high 25 assists vs. Morehead State (2/17/18), 31 assists at UT Martin (2/28/19) and 26 assists vs. Illinois State (11/10/18). Belmont had 17 first half assists vs. Eastern Kentucky (1/12/19).

**GETTING SOME MID-MAJOR CRED**

The Belmont program has built a reputation for hard-nosed play and winning, and that is reflected in online publications. The Bruins are ranked No. 4 in the CollegeInsider.com Mid-Major Top 25 Poll. Belmont has been ranked in the CollegeInsider.com Mid-Major Top 25 Poll 14 straight seasons. Belmont's highest ranking in the poll was No. 2 on Mar. 7, 2011, when the Bruins also received two first-place votes, and Feb. 4, 2013. Belmont is also a regular in mid-major rankings on ESPN.com, CBSSports.com, Bleacher Report, and Mid Major Madness (which includes conferences outside the Power 5, Big East, MW, AAC).

**BIG MACK**

Senior forward Mack Mercer battled injuries throughout his career - and following a third surgery in less than five years, Mercer will be a medical non-counter for the 2018-19 season. The 6-9 forward scored 460 points with 17 double figure scoring games. A heralded prep player, Mercer was ranked among the top players in the state of Indiana and was named to prestigious Indiana Senior All-Star team, one of only 13 players in the entire state so honored. The 6-9 forward averaged 17.5 points, 9.5 rebounds, and 3.8 blocked shots per game as a senior for Plymouth HS and averaged 19.0 points and 8.7 rebounds per game as a junior. He played AAU basketball for Eric Gordon All-Stars coached by Brian Keeton. Mercer scored his first career points vs. Trevecca (11/19/14). After taking some time to get used to Coach Byrd's system, Mercer made his presence felt during conference play in his first two seasons. Consistently scoring through contact, drawing fouls, and making free throws confidently, Indiana native was one of Belmont's best players in February 2016. Mercer scored a season-high 19 points vs. Green Bay (12/2/17) and had 13 points at Western Kentucky (12/19/17). Mercer earned praise from legendary college basketball announcer Bill Raftery during the Bruins' 2015 NCAA Tournament game vs. Virginia.

**CAREER GAMES  
PLAYED/STARTED**

	GP	GS
Seth Adelsperger	88	13
Michael Benkert	83	3
Rilee Epley	--	--
Caleb Hollander	33	17
Nick Hopkins	59	10
Adam Kunkel	23	--
Mitch Listau	--	--
Michael Mayerneck	11	--
Kevin McClain	126	64
*Mack Mercer	81	9
Grayson Murphy	35	31
Nick Muszynski	30	30
Tate Pierson	27	--
Derek Sabin	18	--
Garrett Suedekum	16	--
Dylan Windler	126	104

**GAMES STARTED STREAK****current high**

Seth Adelsperger	1	6
Michael Benkert	2	2
Rilee Epley	--	--
Caleb Hollander	--	11
Nick Hopkins	--	10
Adam Kunkel	--	--
Mitch Listau	--	--
Michael Mayerneck	--	--
Kevin McClain	64	64
*Mack Mercer	--	4
Grayson Murphy	31	31
Nick Muszynski	--	30
Tate Pierson	--	--
Derek Sabin	--	--
Garrett Suedekum	--	--
Dylan Windler	95	95

**MID MAJOR TOP 25 POLL  
MARCH 11, 2019**

1. GONZAGA (31)	775
2. WOFFORD	741
3. BUFFALO	716
4. MURRAY STATE	673
5. <b>BELMONT</b>	617
6. UC IRVINE	609
7. NEW MEXICO STATE	588
8. UNC GREENSBORO	555
9. LIBERTY	530
10. HOFSTRA	480
11. TOLEDO	422
12. VERMONT	412
13. LIPSCOMB	403
14. FURMAN	398
15. NORTHEASTERN	281
16. ETSU	277
17. SOUTH DAKOTA STATE	275
18. SAINT MARY'S (CA)	224
19. GEORGIA STATE	171
20. SAM HOUSTON STATE	166
21. YALE	140
22. MONTANA	117
23. NORTHERN KENTUCKY	79
24. GARDNER-WEBB	57
25. ABILENE CHRISTIAN	42



**BELMONT BENCHMARKS  
DOUBLE-DIGIT SCORING GAMES**

	18-'19	Career
Dylan Windler	28	73
Kevin McClain	28	62
Nick Muszynski	24	24
Nick Hopkins	8	18
Mack Mercer	--	17
Grayson Murphy	17	17
Caleb Hollander	5	6
Seth Adelsperger	5	5
Michael Benkert	3	3

**20+ POINT SCORING GAMES**

Dylan Windler	20	34
Kevin McClain	11	19
Nick Muszynski	5	5
Caleb Hollander	3	3
Nick Hopkins	1	3
Mack Mercer	--	1
Grayson Murphy	1	1

**30+ POINT SCORING GAMES**

Dylan Windler	8	10
Kevin McClain	1	1

**10+ REBOUND GAMES**

Dylan Windler	19	39
Caleb Hollander	2	2
Kevin McClain	1	2
Mack Mercer	--	1
Nick Muszynski	1	1

**8+ ASSIST GAMES**

Grayson Murphy	10	10
Kevin McClain	2	2

**DOUBLE-DOUBLES**

Dylan Windler	17	35
Grayson Murphy	3	3
Caleb Hollander	2	2
Nick Muszynski	2	2
Kevin McClain	--	1
Mack Mercer	--	1

**5+ THREE-POINT FIELD GOAL GAMES**

Dylan Windler	7	14
Nick Hopkins	1	3
Kevin McClain	1	2

**3+ STEAL GAMES**

Dylan Windler	5	12
Grayson Murphy	8	8
Kevin McClain	2	7
Nick Hopkins	2	2
Caleb Hollander	1	1
Adam Kunkel	1	1

**3+ BLOCK GAMES**

Nick Muszynski	12	12
Dylan Windler	1	10

**CAREER POINTS**

Dylan Windler	1647
Kevin McClain	1231
Mack Mercer	460
Nick Muszynski	446
Nick Hopkins	420
Grayson Murphy	323
Seth Adelsperger	259
Caleb Hollander	195
Michael Benkert	177
Adam Kunkel	53
Derek Sabin	33
Tate Pierson	29
Garrett Suedekum	2
Michael Mayernick	4

**BELMONT 100 POINT GAMES (NCAA ERA)**

- 1/25/97 - at Knoxville College (W, 102-89)
- 2/11/99 - vs. Rust (W, 106-75)
- 1/20/01 - vs. TAMUCC (W, 117-116 ot)
- 1/9/03 - at Gardner-Webb (W, 103-86)
- 1/31/05 - at Florida Atlantic (W, 103-100 ot)
- 1/2/06 - vs. Campbell (W, 102-91)
- 2/18/06 - at Campbell (W, 103-99 ot)
- 12/4/07 - vs. Fisk (W, 106-49)
- 1/23/10 - vs. ETSU (W, 100-89)
- 11/22/10 - vs. Marist (W, 102-74)
- 2/13/12 - at Stetson (W, 106-93)
- 12/4/12 - vs. Lipscomb (W, 100-66)
- 1/10/13 - vs. SEMO (W, 107-72)
- 11/26/13 - vs. Brescia (W, 102-68)
- 1/9/14 - at SEMO (W, 107-94)
- 1/29/15 - vs. Jacksonville State (W, 103-82)
- 12/1/15 - vs. Lipscomb (W, 105-89)
- 1/24/16 - vs. Tennessee State (W, 103-95)
- 2/17/18 - vs. Morehead State (W, 108-65)
- 11/10/18 - vs. Illinois State (W, 100-89)
- 11/20/18 - vs. Trevecca Nazarene (W, 104-50)
- 1/12/19 - vs. Eastern Kentucky (W, 109-93)
- 2/28/19 - at UT Martin (W, 112-67)

**GONE WITH THE WINDLER**

Senior swingman Dylan Windler might be one of the best kept secrets in college basketball. A versatile performer whose impact is felt on both ends of the floor, Windler is poised to build off of a remarkable junior season and place himself as Belmont's most-acclaimed NBA prospect. Windler was Mid-Major All-America, NABC All-District and All-OVC First Team selection after leading Belmont to 24 victories including wins over Vanderbilt, Middle Tennessee, Western Kentucky and Murray State. The Indianapolis native was the only player in America to average 17.0 ppg, 9.0 rpg, 2.5 apg and shoot 40 percent from 3-point distance. He was among OVC leaders in nine statistical categories, including first in rebounding and fourth in scoring. Among Windler's 15 double-doubles in 2017-18 was a 36 point-20 rebound performance vs. Morehead State (2/17/18) – one of only three 30-20 games in college basketball a year ago. Windler was named NCAA.com National Player of the Week and 3-time Tennessee Sports Writers Association (TSWA) Player of the Week. Windler, a 2018 CoSIDA Academic All-American, is the lone student-athlete representative on the NCAA Division I Men's Basketball Competition Committee, and is up for the Senior CLASS Award and NABC Give Back Team. In May, Windler (McClain and coach Holloway) spent eight days in Nakuru, Kenya partnering with Streets of Hope children's ministry. Windler had 12 double figure scoring games in 2017, including a team-high 21 points in the Bruins' NIT victory at Georgia. The Indianapolis, Indiana native makes uses of his length on the backboards and on the defensive end, regularly among OVC leaders in steals and blocked shots. Windler was a late-bloomer in basketball, focusing much of his early prep career on golf. Windler was an Indy area high school golf champion, regularly shooting in the 70s. His game-winning basket vs. Lipscomb was featured on ESPN SportsCenter with Scott Van Pelt. He had 24 points and 11 rebounds vs. Vanderbilt (11/13/17). He had a career-high 41 points at Morehead State (2/9/19), 34 points and 11 rebounds vs. Middle Tennessee (11/12/18), 33 & 12 at APSU (1/26/19), 31 & 11 at Samford (11/29/18) and 32 & 21 vs. APSU (3/8/19).

**REVVING UP WITH KEV**

Senior guard Kevin McClain transitioned from the point guard to shooting guard position last season and stands among the most seasoned and talented returning players in the Ohio Valley Conference. The 6-3 guard posted 23 double figure scoring games last season, including a season-high 27 points vs. Houston Baptist (11/18/17) en route to 2K Classic Subregional Most Valuable Player honors. The Jennings, Florida native averaged 13.5 points and 4.2 rebounds per game in OVC play last season on a nearly two-to-one assist-to-turnover ratio. One of the most experienced players in the league, McClain enters the season with 95 game appearances. His versatility allows him to play multiple positions on offense and defense. McClain was the heir apparent to 2017 graduate and NCAA hero Taylor Barnette. The Jennings, Florida native rose to the occasion in high-profile games as a sophomore, playing some of his best games against Florida, Rhode Island and Georgia Tech. The ultra-quick guard gained internet fame when his jaw-dropping slam dunk in a high school game made SportsCenter Top 10. McClain was a Preseason All-OVC selection and delivered 20-6-6 and the game-winning basket at UCLA (12/15/18) en route to OVC Player of the Week honors. He had a career-high 31 points vs. SEMO (1/31/19), 28 points vs. ECU (1/12/19) and 23 points at Murray State (1/24/19). McClain went over 1,000 career points at APSU (1/26/19).

**WHAT SETH US APART**

Junior Seth Adelsperger is an agile center who provides outstanding post experience and versatility for the Bruins. A native of Peru, Indiana, Adelsperger who averaged 2.6 points and 1.7 rebounds per game in 30 game appearances last season. The 6-11 center scored a career-high 14 points vs. SIU Edwardsville (2/23/19). Adelsperger scored in 22 games, including seven points in the 2018 OVC Championship. He had 27 free throw attempts in 102 minutes as a freshman. An OVC Commissioner's Honor Roll recipient, Adelsperger majors in environmental studies. He averaged 15.2 points, 9.0 rebounds and 5.0 blocked shots per game as a senior, ranking Top 5 in state of Indiana in blocked shots.

**STEP UP TO THE MIKE**

Junior Michael Benkert should see an increased role this season as a wing option for Coach Byrd. The Greenwood, Indiana native made 31 game appearances last season. He hit the decision 3-pointer in Belmont's victory over Houston Baptist (11/18/17). Benkert played prep basketball for former Butler Final Four team member Zach Hahn. He was a 2015 Indiana All-State and Hoosier Basketball Magazine honoree. Benkert could play the wing or '4' position for Belmont this season. Benkert is the oldest of seven siblings, all adopted by his parents. Benkert scored a career-high 13 points vs. SIU Edwardsville (2/23/19), 12 points vs. Lipscomb (12/4/18) and eight points at UCLA (12/15/18). He has three career starts.

**ON THE HOP**

Sophomore Nick Hopkins was one of the most electrifying scorers ever signed by the Bruin program. And he did not disappoint in his eagerly-anticipated freshman season. The Fayetteville, Tennessee native averaged 7.4 points per game in 2017-18, including 10 double figure scoring games. Hopkins had 56 made 3-pointers in mid-February, and was on pace to set Belmont's NCAA Division I era freshman record for threes in a season before missing the final five games. Number 14 scored a team-high 22 points in his Belmont debut at Washington - the most points scored by any Belmont players in a debut of the Bruins' NCAA Division I era. Hopkins had 11 points in the final nine minutes at Providence (11/22/17) and made the game-clinching free throws at Western Kentucky (12/19/17). He is a dynamic scoring force who Coach Byrd describes as a quiet, confident leader who embraces the moment. Hopkins is expected to play more point guard this season, with the graduation of Austin Luke. The 2016 Tennessee Mr. Basketball for Class A, Hopkins averaged over 33 points per game as a senior and tallied nearly 3,000 career points for Fayetteville (TN) HS. He scored 21 points in 20 minutes at Samford (11/29/18), made his first career start vs. Tennessee State (1/19/19) and made a decisive 3-pointer in the final minute at APSU (1/26/19).

**NEW KIDS ON THE BLOCK**

The 2018-19 Belmont Basketball roster features 10 newcomers (four true freshman, five redshirt freshmen and one true sophomore) - the most newcomers for Coach Byrd in the NCAA Division I era. Only five roster members (Windler, McClain, Adelsperger, Benkert, Hopkins) have earned letters at Belmont.

**MURPHY BED**

Freshman Grayson Murphy is expected to assume point guard responsibilities from 2018 graduate and All-OVC performer Austin Luke. The Thompson's Station, Tennessee native is among the fiercest competitors Coach Byrd's has coached, conjuring images of past Bruin backcourt players Craig Bradshaw and Reece Chamberlain. Murphy saw action in four games in 2017-18, before electing to redshirt. Murphy was a four-year standout at Independence High School for head coach Greg Glass. He was a 2017 TSWA First Team All-State honoree, leading IHS to 84 victories during his career. Murphy was a two-time Tennessean All-Midstate Boys' Basketball Team selection. Murphy had 13-8-10 vs. Illinois State (11/10/18), 20 points vs. WKU (12/19/18) and established a new Belmont NCAA era single-game record with 16 assists at UT Martin (2/28/19). He had the GW assist at UCLA (12/15/18).

**HOLLA AT HOLLANDER**

Freshman Caleb Hollander got his feet wet last season and his expected to make a big splash in 2018-19. A rugged forward with inside-outside potential and playmaking ability, Coach Byrd can utilize Hollander in a myriad of ways, beginning with the traditional stretch '4'. Hollander saw action in seven games in 2017-18, before electing to redshirt. He scored 11 points vs. Houston Baptist. A homeschooled student who shined for Nashville Central Christian, Hollander burst on the scene in the summer of 2016, getting a flurry of offers during the July period. The 6-8 forward was a two-time Pete Maravich Player of the Year Award, given to the nation's best homeschooled high school basketball player. He averaged 27.3 points per game as a senior, leading the state of Tennessee in scoring one year after Bruin teammate Nick Hopkins pulled the feat. He had a career-high 22 points vs. Morehead State (1/10/19), 21 at Lipscomb (11/15/18) and made the game-winning shot vs. Lipscomb (12/4/18).

**MOOSE TRACKS**

Freshman center Nick Muszynski (mew-ZIN-skee) will be called upon to provide interior production on both ends of the floor, with the graduation of Amanze Egekeze and Tyler Hadden, and the season-ending injury to Mack Mercer. Nicknamed 'Moose', Muszynski redshirted in 2017-18, to acclimate himself to Coach Byrd's system and to build confidence under post coach Brian Ayers' tutelage. Muszynski and Grayson Murphy toured Belgium and Germany in August as part of a foreign tour with Global Sports Academy. The Belmont duo played with Dylan Painter and Jermaine Samuels, Jr. from Villanova University, David McCormack from Kansas University, William Douglas and Ethan Chargois from Southern Methodist University, Makhtar Gueye from the University of Alabama at Birmingham, Tyere Marshall and Steven Jordan II from Rider University and Frank Rokins from West Chester University. He had 20-9-6-2blks vs. Morehead State (1/10/19), 20 points, six assists at Murray State (1/24/19), 19 points, 11 rebounds and four blocked shots vs. Lipscomb (12/4/18), 18 points, seven rebounds and five blocked shots vs. Illinois State (11/10/18). Muszynski was named OVC Freshman of the Year and All-OVC First Team. Muszynski scored a career-high 27 points vs. SEMO (1/31/19).

**KUNKEL DREW**

He may yet be an NBA Champion or have spawned a his own character like Kyrie Irving, but freshman Adam Kunkel has certainly got Uncle Drew's game. 2018 Kentucky Mr. Basketball Finalist and Kentucky Ninth Region Player of the Year, Kunkel averaged 20.0 points and 7.7 rebounds per game in leading Cooper High School to 98 victories over his four seasons. He was the most valuable player of the Ohio-Kentucky All-Star Game. Kunkel had 8-3-4-3stls vs. Trevecca (11/20/18) and six points vs. ECU (1/12/19).

**BADGER STATE BROS**

Freshmen Mitch Listau and Derek Sabin are the first Belmont players from the state of Wisconsin since Drew Windler in 2014. Listau averaged 23.1 points per game as a senior for Waunakee High School, while Sabin averaged 19.8 points per game for Slinger High School.

**BRUIN DEPTH**

Belmont has solid depth this season, including sophomore Garrett Suedekum and freshmen Michael Mayernick, Tate Pierson, and Rilee Epley. Suedekum, a team manager in 2017-18, played with Pierson and Vanderbilt freshman Darius Garland in high school at Brentwood Academy.

**BRUIN BITS**

- **Belmont in the rankings**  
Mid-Major Top 25: 5  
MMM Top 25: 8
- Belmont University has won its conference's Academic All Sport Trophy 15 of the last 17 years (9 Atlantic Sun, 6 OVC).
- Belmont Basketball had 149 Academic All-Conference honorees since 2001. Seven of the last 10 A-Sun Male Student Athlete of the Year recipients were Belmont Basketball players.
- Belmont has posted a team GPA of 3.0 or higher 18 straight years.
- Belmont is one of only three programs (Davidson, Holy Cross) in the nation to earn academic distinction in the NCAA Academic Progress Rate (APR) report all eight years of existence (2006-13). Belmont has scored a perfect 1000 every year since 2010, and head coach Rick Byrd is among the NCAA leaders in head coach APR score.
- **Seven of Belmont's top eight career scorers (NCAA era) earned Academic All-America honors** (Dylan Windler, Wes Burtner, Justin Hare, Adam Mark, J.J. Mann, Craig Bradshaw, Evan Bradds)
- Belmont University hosted the 2008 Presidential Town Hall Debate on October 7 in the Curb Event Center. President-elect Barack Obama debated John McCain; the proceedings were moderated by longtime NBC News anchor Tom Brokaw.
- Belmont's acclaimed music and music business programs have produced countless contributors to the local music scene. Among Belmont's notable alumni: Lee Ann Womack, Trisha Yearwood, Brad Paisley, Stephen Curtis Chapman, Melinda Doolittle and former baseball pitcher Brian Kelley of Florida Georgia Line.
- **1000 Point Club (NCAA era)**  
Evan Bradds - 1,921  
Ian Clark - 1,920  
Wes Burtner - 1,833  
Justin Hare - 1,761  
Craig Bradshaw - 1,698  
**Dylan Windler - 1,647**  
Adam Mark - 1,574  
J.J. Mann - 1,509  
Kerron Johnson - 1,388  
Amanze Egekeze - 1,350  
Adam Sonn - 1,241  
Steve Drabyn - 1,237  
Andy Wicke - 1,236  
**Kevin McClain - 1,231**  
Brian Collins - 1,199  
Mick Hedgepeth - 1,191  
Matthew Dotson - 1,165  
Josh Goodwin - 1,161  
Taylor Barnette - 1,085





## BASKETBALL

## BELMONT

## GAME NOTES



## GAME THIRTY TWO • TEMPLE • NCAA TOURNAMENT • MARCH 19, 2019

## BELMONT'S RECORD WHEN...

<b>Leading at the Half</b> .....	<b>21-3</b>
Opponent Leads at the Half .....	5-2
Game is Tied at the Half .....	0-0
<b>Leading with five minutes to play</b> .....	<b>24-1</b>
Opponent leads with five to play .....	2-4
Game is tied with five to play .....	0-0
<b>Leading with a minute to play</b> .....	<b>26-0</b>
Opponent leads with one to play .....	0-5
Game is tied with one to play .....	0-0
<b>Outrebounding an opponent</b> .....	<b>17-1</b>
An opponent outrebounds BU .....	8-4
Rebounds are equal .....	1-0
<b>Committing fewer than 15 turnovers</b> ....	<b>21-5</b>
Committing 15 or more turnovers .....	5-0
Forcing 15 or more turnovers .....	9-0
Forcing fewer than 15 turnovers .....	17-5
Shooting less than .300 from the floor ...	0-0
Shooting .300-.399 from the floor .....	1-3
Shooting .400-.499 from the floor .....	7-2
<b>Shooting .500 or better from the floor</b> ...	<b>18-0</b>
Opponent shoots less than .300 .....	1-0
Opponent shoots .300-.399 .....	8-0
Opponent shoots .400-.499 .....	14-4
Opponent shoots .500 or better .....	3-1
Shooting less than .300 from 3-pt .....	2-5
Shooting .300-.399 from 3-pt .....	10-0
<b>Shooting .400-.499 from 3-pt</b> .....	<b>10-0</b>
Shooting .500 or better from 3-pt .....	4-0
Opponent shoots less than .300 from 3-pt	10-1
Opponent shoots .300-.399 from 3-pt .....	9-2
Opponent shoots .400-.499 from 3-pt .....	7-2
Opponent shoots .500 or better from 3-pt	0-0
<b>Attempt 25 or more 3-pt. FGs</b> .....	<b>16-5</b>
Attempt fewer than 25 3-pt. FGs .....	10-0
<b>Shooting .700 or better from FT line</b> ....	<b>17-5</b>
Shooting less than .700 from FT line .....	9-0
Opponent shoots .700 or better from FT ...	16-3
Opponent shoots less than .700 from FT ...	10-2
<b>Attempt 25 or more free throws</b> .....	<b>6-0</b>
Attempt fewer than 25 free throws .....	20-5
<b>Scoring 70 or more points</b> .....	<b>26-3</b>
Scoring fewer than 70 points .....	0-2
Scoring 40-49 points .....	0-0
Scoring 50-59 points .....	0-0
Scoring 60-69 points .....	0-2
Scoring 70-79 points .....	6-1
Scoring 80-89 points .....	6-1
Scoring 90-99 points .....	10-1
Scoring 100+ points .....	4-0
<b>Game margin is six points or less</b> .....	<b>6-0</b>
Game margin is 7-9 points .....	0-1
Game margin is 10-15 points .....	6-4
Game margin is 16-19 points .....	7-0
Game margin is 20+ points .....	7-0
<b>Game decided in overtime</b> .....	<b>1-1</b>

## Record Breakdown

## By Month

November .....	6-0
December .....	3-2
January .....	7-2
February .....	8-0
March .....	2-1

## By Day

Monday .....	1-0
Tuesday .....	2-0
Wednesday .....	1-0
Thursday .....	9-2
Friday .....	1-0
Saturday .....	12-3
Sunday .....	0-0

## CURB EVENT CENTER RECORDS

<b>Team</b>	
Points, Game: .....	109, Belmont vs. ECU (1/12/19)
by opponent .....	96, Murray State (2/6/14)
Points, Half: .....	117, Detroit Mercy vs. HBU (11/19/17)
by opponent .....	64, Belmont vs. Campbell (1/2/06)
Points, Combined: .....	64, Belmont vs. ECU (1/12/19)
by opponent .....	67, ETSU (1/23/10)
FG Made: .....	202 (100-93), vs. ECU (1/12/19)
by opponent .....	227, Detroit Mercy vs. HBU (11/19/17)
FG Made: .....	42, Belmont vs. Fisk (12/4/07)
by opponent .....	42, Belmont vs. Brescia (11/26/13)
FG Attempts: .....	33, Austin Peay (11/7/08)
by opponent .....	40, Detroit Mercy vs. HBU (11/19/17)
FG Attempts: .....	79, Belmont vs. Mercer (1/7/07)
by opponent .....	77, Mercer (1/26/09)
FG Percentage .....	83, Detroit Mercy vs. HBU (11/19/17)
by opponent .....	638 (30-47), Belmont vs. JSU (1/2/14)
3PT FGs Made: .....	643, Stetson (2/3/05)
by opponent .....	20, Belmont vs. TSU (2/24/18)
3PT FGs Made, Half: .....	15, Stetson (1/14/12)
3PT FG Attempts: .....	14, Belmont vs. UTM (1/5/17)
by opponent .....	39, Belmont vs. Kennesaw St. (12/1/11)
3PT FG Pct. .....	35, ECU (1/12/19)
by opponent .....	43, Detroit Mercy vs. HBU (11/19/17)
FT Made: .....	708 (17-24), Belmont vs. JSU (1/29/15)
by opponent .....	667, Wright State (12/11/14)
FT Made: .....	35, Belmont vs. Morehead State (1/31/13)
by opponent .....	28, Chattanooga (12/18/04)
FT Attempts: .....	28, Jacksonville (2/5/05)
by opponent .....	28, TSU (1/24/16)
FT Attempts: .....	32, HBU vs. Detroit Mercy (11/19/17)
by opponent .....	50, Belmont v. ETSU (1/23/10)
FT Pct. .....	46, TSU (1/24/16)
by opponent .....	48, HBU vs. Detroit Mercy (11/19/17)
Rebounds .....	1,000 (15-15), Belmont vs. UNF (11/1/06)
by opponent .....	933, Gardner-Webb (1/22/04)
Assists: .....	60, Belmont vs. Fisk (1/20/06)
by opponent .....	50, Florida Atlantic (2/7/04)
Steals: .....	50, Vanderbilt (1/21/03)
by opponent .....	30, Belmont vs. Kennesaw St. (1/21/11)
Blocks .....	30, Belmont vs. Brescia (1/26/13)
by opponent .....	21, FCCU (2/2/08)
Turnovers: .....	18, Belmont vs. FCCU (1/28/11)
by opponent .....	17, Troy State (2/15/04)
Fouls, Combined: .....	9, four times
Margin of victory .....	most recent vs. Lipscomb (1/31/06)
Individual	
Points: .....	38, Alex Renfro, vs. Jacksonville (2/28/09)
by opponent .....	33, Keron DeShields, TSU (1/24/16)
FG Made: .....	39, Corey Allen, Detroit Mercy vs. HBU (11/19/17)
by opponent .....	14, Dylan Windler vs. Morehead (2/17/08)
FG Attempts: .....	12, Kevin Tigges, ETSU (1/17/08)
by opponent .....	24, Alex Renfro, vs. Jacksonville (2/28/09)
FG Pct: .....	23, James Florence, Mercer (1/26/09)
by opponent .....	1,000, Evan Bradds, vs. TSU (2/25/17)
3FG Made: .....	1,000, Rob Marberry, Lipscomb (1/29/16)
by opponent .....	10, Andy Wicke, vs. GWU (2/15/07)
3FG PCT (min 3)	
by opponent .....	10, Nick Smith vs. UTM (1/5/17)
1,000, Drew Windler vs. Brescia (11/26/13)	
by opponent .....	7, Jordan Cyphers, TSU (1/19/13)
FT Made: .....	7, Nate Engesser, Denver (11/26/14)
by opponent .....	7, Torrance Rowe, TTU (2/20/16)
FT Att: .....	7, Matej Kavaz, Seattle vs. Detroit Mercy (11/18/17)
3FG Att: .....	7, Corey Allen, Detroit Mercy vs. HBU (11/19/17)
by opponent .....	14, Jese Snyder, vs. Stetson (2/3/05)
3FG PCT .....	14, Jordan Campbell vs. MTSU (12/7/10)
by opponent .....	15, Torrance Rowe, TTU (2/20/16)
1,000, Drew Windler vs. Brescia (11/26/13)	
by opponent .....	Justin Hare, vs. Wright St (11/19/05)
FT Made: .....	19, Kerron Johnson vs. Morehead St. (1/31/13)
by opponent .....	12, David Barlow, IUPUI (12/4/06)
FT Att: .....	12, Josh Slater, Lipscomb (1/26/10)
by opponent .....	12, Corey Walden, ECU (1/25/14)
Rebounds: .....	21, Alex Renfro, vs. Jacksonville (2/28/09)
by opponent .....	21, Kerron Johnson vs. Morehead State (1/31/13)
FT PCT: .....	by opponent 16, DeAndre Kane, Marshall (12/29/11)
Rebounds: .....	16, Tahjere McCall, TSU (1/24/16)
by opponent .....	1,000 (12-12) Kerron Johnson, vs. JSU (3/2/13)
Assists: .....	20, Dylan Windler vs. Morehead (2/17/18)
by opponent .....	19, Erik Thomas, ETSU (1/25/07)
Steals: .....	19, M.J. Rhett, TSU (2/13/14)
by opponent .....	12, Alex Renfro vs. Fisk (12/4/07)
Blocked Shots: .....	12, Patrick Miller, TSU (1/19/13)
by opponent .....	7, Brian Collins vs. Lipscomb (1/31/06)
Turnovers: .....	7, Kerron Johnson v. Morehead State (1/31/13)
by opponent .....	7, Brian Fisk, Lipscomb (1/31/06)
Top Crowds	
1. Belmont v. Vanderbilt (11/13/17) .....	5266
2. Belmont v. Lipscomb (1/6/12) .....	5227
3. Belmont v. Lipscomb (1/13/11) .....	5123
4. Belmont v. Tennessee State (2/24/18) .....	5074
5. Belmont v. Tennessee Tech (2/20/16) .....	5074
6. Belmont v. Lipscomb (1/12/07) .....	5074
7. Belmont v. Vanderbilt (1/21/03) .....	5073
8. Belmont v. Lipscomb (2/22/08) .....	5072
9. Belmont v. Ohio (2/23/13) .....	4813
10. Belmont v. No. 24 VCU (12/1/13) .....	4811

## PROGRAM AWARDS &amp; HONORS

<b>Postseason Appearances (NCAA era)</b> .....	<b>12</b>
NCAA .....	7 (2006, 2007, 2008, 2011, 2012, 2013, 2015)
NIT .....	4 (2004, 2014, 2016, 2017)
CIT .....	1 (2009)
<b>NCAA All-America</b>	
Robert Barnes (College Division) .....	1956
Adam Sonn (University Division) .....	2003
Alex Renfro (University Division) .....	2009
Ian Clark (University Division) .....	2013
J.J. Mann (University Division) .....	2014
Evan Bradds (University Division) .....	2016, 2017
<b>Naismith Men's College Player of the Year</b>	
Ian Clark - Candidate .....	2013
<b>Lou Henson National Player of the Year</b>	
Ian Clark - Finalist .....	2013
<b>All-District</b>	
Adam Sonn .....	2003
Alex Renfro .....	2009
Ian Clark .....	2011, 2013
Kerron Johnson .....	2012
J.J. Mann .....	2014
Craig Bradshaw .....	2014, 2015, 2016
Evan Bradds .....	2015, 2016, 2017
Amanze Egekeze .....	2018
Dylan Windler .....	2018
<b>Mid Major Most Valuable Player</b>	
Justin Hare .....	2008
<b>Mid Major All-America</b>	
Justin Hare .....	2008
Alex Renfro .....	2009
Ian Clark .....	2011, 2013
J.J. Mann .....	2014
Craig Bradshaw .....	2015
Evan Bradds .....	2016, 2017
Dylan Windler .....	2018
<b>Freshman Mid Major All-America</b>	
Ian Clark .....	2010
<b>Defensive Mid Major All-America</b>	
Ian Clark .....	2012
<b>OVC Player of the Year</b>	
Ian Clark (co) .....	2013
J.J. Mann .....	2014
Evan Bradds .....	2016, 2017
<b>Atlantic Sun Conference Player of the Year</b>	
Adam Sonn .....	2003
Alex Renfro .....	2009
<b>OVC Freshman of the Year</b>	
Nick Muszynski .....	2019
<b>Atlantic Sun Conference Freshman of the Year</b>	
Ian Clark .....	2010
<b>OVC Defensive Player of the Year</b>	
Ian Clark .....	2013
<b>Atlantic Sun Conference Defensive Player of the Year</b>	
Ian Clark .....	2012
<b>First Team All-OVC</b>	
Evan Bradds .....	2016, 2017
Craig Bradshaw .....	2015, 2016
Ian Clark .....	2013
Amanze Egekeze .....	2018
Kerron Johnson .....	2013
Austin Luke .....	2017, 2018
J.J. Mann .....	2014
Kevin McClain .....	2019
Nick Muszynski .....	2019
Dylan Windler .....	2018, 2019
<b>First Team All-Atlantic Sun</b>	
Ian Clark .....	2011, 2012
Drew Hanlen .....	2012
Justin Hare .....	2007, 2008
Kerron Johnson .....	2012
Adam Mark .....	2003, 2004
Alex Renfro .....	2009
Adam Sonn .....	2002, 2003
<b>OVC Tournament Most Valuable Player</b>	
Kerron Johnson .....	2013
Taylor Barnette .....	2015
<b>Atlantic Sun Tournament Most Valuable Player</b>	
Shane Dansby .....	2008
Kerron Johnson .....	2012
Justin Hare .....	2006, 2007
Mick Hedgepeth .....	2011





BASKETBALL

**BELMONT**

GAME NOTES



GAME THIRTY TWO • TEMPLE • NCAA TOURNAMENT • MARCH 19, 2019

## #0 Michael Mayernick

Freshman • 5-8 • 150 • Nashville, Tenn. • CPA

**2018-19:** Two points, two assists, two steals vs. Trevecca Nazarene (11/20/18).

**Prior to Belmont:** Four-year letterwinner at Christ Presbyterian Academy for head coach Drew Maddux ... 2017 Region Most Valuable Player for Lions ... Two-time All-Region & District All-Tournament Team ... Averaged 14.0 points and 8.0 assists per game as a senior ... Father played for Coach Byrd 1986-90 ... Has seven siblings ... Lists Darren Sproles among favorite athlete.



2018-19 Belmont Men's Basketball  
Belmont Individual Game-by-Game (3/17/19)  
All games

#00 MAYERNICK, Michael

Opponent	Date	gs	min	Total		3-Pointers		Freethrows		Rebounds				pf	a	t/o	blk	stl	pts	avg
				fg-fga	pct	3fg-fga	pct	ft-fga	pct	off	def	tot	avg							
MIDDLEBENN.	11/12/18	1	0-0	.000	0-0	.000	0-0	.000	0-0	0	0	0	0.0	1	0	0	0	0	0	0.0
TREVECCA	11/20/1	10	1-1	1.000	0-0	.000	0-0	.000	0-0	0	0	0	0.0	3	2	1	0	2	2	1.0
LIPSCOMB	12/4/18	1	0-0	.000	0-0	.000	0-0	.000	0-0	0	0	0	0.0	0	0	0	0	0	0	0.7
MOREHEAD	01/10/1	1	0-0	.000	0-0	.000	0-0	.000	0-0	0	0	0	0.0	0	0	0	0	0	0	0.5
EASTERNKY.	01/12/19	1	0-1	.000	0-0	.000	0-0	.000	0-0	0	0	0	0.0	1	0	0	0	0	0	0.4
TENNESSEE STATE	01/19/1	3	0-0	.000	0-0	.000	0-0	.000	1-0	1	0	1	0.2	1	0	1	0	0	0	0.3
SOUTHEAST MISSOURI	01/31/19	3	0-0	.000	0-0	.000	0-0	.000	0-0	0	0	0	0.1	1	0	0	0	0	0	0.3
UTMARTIN	02/02/1	1	0-0	.000	0-0	.000	0-0	.000	0-0	0	0	0	0.1	0	0	0	0	0	0	0.3
at Tennessee Tech	02/16/19	2	0-0	.000	0-0	.000	0-0	.000	0-0	0	0	0	0.1	0	0	1	0	0	0	0.2
EASTERN ILLINOIS	02/21/1	4	0-0	.000	0-0	.000	0-0	.000	0-0	0	0	0	0.1	1	0	0	0	0	0	0.2
SIUE DWARDSVILLE	02/23/19	2	0-0	.000	0-0	.000	0-0	.000	0-0	0	0	0	0.1	0	1	1	0	0	0	0.2
Totals		0	29	1-2	.500	0-0	.000	0-0	.000	1	0	1	0.1	8	3	4	0	2	2	0.2

Games played 1  
Minutes/gam 26  
Points/gam 0.2  
FG Pct 50.0

Rebounds/gam 0.1  
Assists/gam 0.3  
Turnovers/gam 0.4  
Assist/turnover ratio 0.8  
Steals/gam 0.2

## #1 Mitch Listau

Freshman • 6-4 • 185 • Waunakee, Wis. • Waunakee HS

**Prior to Belmont:** Four-year letterwinner at Waunakee High School for head coach Dana MacKenzie ... Among the top perimeter players in the state of Wisconsin ... Three-time WBCA Wisconsin All-State (2016, 2017 Division 2; 2018 Division 1)... 2018 AP Wisconsin Third-Team All-State ... 2017 AP Wisconsin Second-Team All-State ... 2018 Wisconsin Sports.net Senior Wing Award Finalist ... 2018 WBCA Division I All-Star ... Led WHS to 83-21 career record and 43-7 in Badger North conference games ... 1,829 careerpoints ... Two-time Badger North Conference Player of the Year ... Averaged 23.1 points, 5.1 rebounds and 3.0 assists per game as a senior on 54 percent shooting and 40 percent 3-point shooting ... Played AAU Basketball for Wisconsin Swing.

### Career-high (year)

Pts. 2 vs. Trevecca (11/20/18)  
Rebs. 1 vs. TSU (1/19/19)  
Asst. 2 vs. Trevecca (11/20/18)  
Blks. --  
Stls. 2 vs. Trevecca (11/20/18)  
FGs 1 vs. Trevecca (11/20/18)  
FGAs \*1 vs. EKV (1/12/19)  
3FGs --  
3FGA --  
FTs --  
FTAs --  
Mins. 10 vs. Trevecca (11/20/18)

\*Most recent performance listed

### Season-high

Same  
Same  
Same  
--  
Same  
Same  
Same  
--  
--  
--  
--  
Same

### Career-high (year)

Pts. --  
Rebs. --  
Asst. --  
Blks. --  
Stls. --  
FGs --  
FGAs --  
3FGs --  
3FGA --  
FTs --  
FTAs --  
Mins. --

\*Most recent performance listed

### Season-high

--  
--  
--  
--  
--  
--  
--  
--  
--  
--  
--  
--



BASKETBALL

**BELMONT**

GAME NOTES



GAME THIRTY TWO • TEMPLE • NCAA TOURNAMENT • MARCH 19, 2019

## #2 Grayson Murphy

Freshman • 6-2 • 175 • Franklin, Tenn. • Independence HS

**2018-19:** 20 points vs. WKU (12/19/18) ... 18 points, seven rebounds, five assists vs. EKU (1/12/19) ... 16 assists at UT Martin (2/28/19) ... 17 points, 15 assists at Austin Peay (1/26/19) ... 17 points, five rebounds, six assists at Lipscomb (11/15/18) ... 15 points, seven assists, three steals vs. Lipscomb (12/4/18) ... 15 points, seven rebounds, four assists, four steals at TSU (2/14/19) ... 15 points, seven rebounds, eight assists, five steals vs. Middle Tennessee (11/12/18) ... 13 points, eight rebounds, 10 assists vs. Illinois St (11/10/18) ... 12 points, five rebounds, seven assists at UCLA (12/15/18) ... August Foreign Tour of Belgium & Germany with Global Sports Academy.

**2017-18:** Redshirt ... Saw action in four games.

**Prior to Belmont:** Four-year letterwinner at Independence High School for head coach Greg Glass ... Dynamic playmaker who emerged as one of the top prep players in the state of Tennessee ... Finished as school's all-time leading scorer in points (2,093), rebounds (717), assists (591), and steals (393) ... 2017 TSWA First Team All-State.



2018-19 Belmont Men's Basketball  
Belmont Individual Game-by-Game (3/17/19)  
All games

#02 MURPHY, Grayson

Opponent	Date	gs	min	Total		3-Pointers		Freethrows		Rebounds					pts	avg					
				fg-fga	ft-fga	3fg-fga	ft-fga	off	def	tot	pf	a	t/o	b/k			stl	blk			
ILLINOIS ST.	11/10/18*	27	5-11	.455	0-2	.000	3-4	.750	1	7	8	0	2	10	4	2	13	1.4			
MIDDLEBENN.	11/12/1*	31	6-9	.667	1-1	1.000	2-2	1.000	1	6	7	7	1	8	5	0	5	15	1.4		
at Lipscomb	11/15/18*	36	6-16	.375	1-5	2.00	4-7	.571	0	5	6	7	6	6	0	0	17	14	1.4		
TREVECCA	11/20/1*	15	1-2	.500	0-1	0.00	0-0	.000	0	3	3	5	6	7	0	0	0	2	1.4		
at Kennesaw State	11/24/18*	22	6-9	.667	1-2	5.00	0-1	.000	2	1	3	5	2	3	1	0	0	3	13	1.2	
at Samford	11/29/1*	35	2-10	.200	0-2	0.00	0-1	.000	2	7	9	5	8	3	0	1	1	4	10	1.4	
at Green Bay	12/1/18*	30	6-13	.462	0-3	0.00	0-0	.000	1	2	3	5	4	3	0	0	2	12	10	1.4	
LIPSCOMB	12/4/18*	32	5-10	.500	4-7	.571	1-2	.500	0	4	4	5	5	0	7	2	0	3	15	1.4	
at UCLA	12/15/18*	33	5-9	.556	2-3	.667	0-0	.000	0	5	5	5	2	1	7	0	0	0	12	1.1	
WKU	12/19/1*	36	7-17	.412	5-8	.625	1-3	.333	0	2	2	4	5	1	4	3	0	3	26	1.2	
at Purdue	12/29/18*	28	3-9	.333	0-3	0.00	0-0	.000	0	2	2	4	6	4	2	0	3	6	12	1.1	
JACKSONVILLE ST.	01/03/1*	37	6-10	.600	1-4	.250	1-2	.500	1	5	6	4	3	6	3	0	3	14	11	1.1	
TENNESSEE TECH	01/05/19*	23	3-4	.750	0-0	0.00	0-0	.000	0	1	1	4	5	5	3	0	1	6	11	1.1	
MOREHEAD ST.	01/10/1*	25	1-6	.167	0-2	0.00	0-0	.000	1	3	4	4	1	3	5	0	2	2	10	1.1	
EASTERN KY.	01/12/19*	28	7-8	.875	1-2	5.00	3-5	.600	1	6	7	4	6	1	5	5	0	2	18	1.1	
at Jacksonville State	1/17/19*	35	1-7	.143	1-3	.333	0-0	.000	0	7	7	4	3	2	3	0	0	3	10	1.0	
TENNESSEE STATE	11/19/19*	34	5-9	.556	2-3	.667	0-1	.000	0	4	4	4	7	2	3	4	0	2	12	1.0	
at Murray St.	01/24/1*	30	2-5	.400	0-1	0.00	1-3	.333	0	3	3	4	4	3	3	2	0	3	5	1.0	
at Austin Peay	1/26/19*	31	8-12	.667	0-1	0.00	1-1	1.000	0	2	2	4	5	2	15	4	0	1	17	1.0	
SOUTHEAST MISSOURI	01/31/1*	32	1-2	.500	0-1	0.00	0-0	.000	0	5	5	4	2	0	6	2	0	0	10	1.0	
UT MARTIN	02/02/19*	32	1-4	.250	0-2	0.00	0-0	.000	0	3	3	4	4	0	11	0	1	1	2	1.0	
at Eastern Kentucky	02/07/1*	28	3-6	.500	1-2	5.00	0-0	.000	2	3	5	4	2	6	3	0	1	7	9	1.0	
at Morehead State	2/9/19*	29	5-8	.625	1-1	1.000	2-4	.500	2	1	3	4	4	5	1	0	1	0	13	1.0	
at Tennessee Tech	02/14/1*	37	7-13	.538	0-1	0.00	1-1	1.00	2	5	7	4	3	4	3	0	4	15	10	1.0	
at Tennessee Tech	02/16/19*	17	4-4	1.000	1-1	1.000	0-0	.000	0	3	3	4	4	3	4	0	0	0	9	1.0	
EASTERN ILLINOIS	02/21/1*	27	4-6	.667	2-3	.667	0-0	.000	1	4	5	4	2	0	8	1	1	2	11	1.0	
SIEUWARDVILLE	02/23/19*	29	4-7	.571	1-3	.333	2-2	1.000	1	1	2	4	4	5	2	0	1	11	10	1.0	
at UT Martin	02/28/1*	24	2-4	.500	1-1	1.00	0-0	.000	3	1	4	4	4	0	16	0	0	1	11	1.0	
at Southeast Missouri	03-02-19*	33	2-5	.400	0-2	0.00	0-4	.750	2	7	9	4	5	1	10	1	0	2	7	9	1.0
vs Austin Peay	03/08/1*	34	4-11	.364	0-1	0.00	0-0	.000	1	4	5	4	3	11	4	1	2	8	9	1.0	
vs Murray St.	03/09/19*	31	4-9	.444	1-3	.333	1-2	.500	0	2	2	4	5	4	4	2	1	1	10	9	1.0
Totals		31	921	126-255	.494	27-74	.365	26-45	.578	24	11	13	4	4	65	20	7	4	52	30	1.0

Gameplayed31  
Minutes/gam29.7  
Points/gam8.7  
FGPct49.4  
3FGPct35.5  
FT Pct57.8

Rebounds/gam4.5  
Assists/gam6.6  
Turnovers/gam2.5  
Assist/turnover ratio2.6  
Steals/gam4.7  
Blocks/gam.1

### Career-high (year)

Pts. 20 vs. WKU (12/19/18)  
Rebs. \*9 at SEMO (3/2/19)  
Asst. 16 at UT Martin (2/28/19)  
Blks. \*1 vs. Murray State (3/9/19)  
Stls. 5 vs. MTSU (11/12/18)  
FGs 8 at Austin Peay (1/26/19)  
FGAs 17 vs. WKU (12/19/18)  
3FGs 5 vs. WKU (12/19/18)  
3FGA 8 vs. WKU (12/19/18)  
FTs 4 at Lipscomb (11/15/18)  
FTAs 7 at Lipscomb (11/15/18)  
Mins. \*37 at TSU (2/14/19)

\*Most recent performance listed

### Season-high

Same  
Same  
Same  
Same  
Same  
Same  
Same  
Same  
Same  
Same  
Same

## #3 Dylan Windler

Senior • 6-8 • 200 • Indianapolis, Ind. • Perry Meridian HS

**2018-19:** All-America candidate ... Senior CLASS Award Candidate ... CoSIDA Academic All-America ... Student-athlete representative on NCAA Division I Men's Basketball Competition Committee ... All-OVC First Team ... Julius Erving Award Candidate ... Lou Henson Award Candidate ... 41 points, 12 rebounds at Morehead State (2/9/19) ... 34 points, 11 rebounds vs. Middle Tennessee (11/12/18) ... 33 points, 12 rebounds at Austin Peay (1/26/19) ... 31 points, 11 rebounds at Samford (11/29/18) ... 23 points, 16 rebounds, four assists vs. SEMO (1/31/19) ... 12 points, 15 rebounds at UCLA (12/15/18) ... 20 points, 11 rebounds vs. WKU (12/19/18) ... 25 points vs. TSU (1/19/19) ... 32 points, 12 rebounds at UT Martin (2/28/19) ... 31 points, 13 rebounds at TSU (2/14/19) ... 32 points, 21 rebounds vs. Austin Peay (3/8/19).

**2017-18:** One of the top perimeter players in the nation ... First Team All-OVC ... Mid-Major All-America ... NCAA.com National Player of the Week ... Three-time TSWA Player of the Week ... Three-time OVC Player of the Week ... 2K Classic Subregional All-Tournament Team ... CoSIDA Academic All-America ... CoSIDA Academic All-District ... NABC Honors Court ... OVC Commissioner's Honor Roll ... Only player in America to average 17.0 ppg, 9.0 rpg, 2.5 apg and shoot 40 percent from 3-point distance ... 36 points, 20 rebounds vs. Morehead State (2/17/18) ... (9.3) ... Majoring in Accounting.



2018-19 Belmont Men's Basketball  
Belmont Individual Game-by-Game (3/17/19)  
All games

#03 WINDLER, Dylan

Opponent	Date	gs	min	Total	fg	3-Pointers	Freethrows	Rebounds										
				fg-fga	pt	3fg-fga	pt	ft-fga	pt	off	def	tot	avg	pf	a	t/o	blk	stl
ILLINOIS ST.	11/10/18	36	7-13	.538	2-7	.286	4-5	.800	1	5	6	6.0	1	4	3	0	2	20.0
MIDDLEBENN.	11/12/1	34	12-20	.600	2-5	.400	8-12	.667	3	8	11	8.5	2	0	4	1	1	34
at Lipscomb	11/15/18	17	3-5	.600	0-1	.000	0-0	.000	0	3	3	6.7	3	2	1	1	2	6.0
TREVECCA	11/20/1	15	4-7	.571	3-5	.600	1-2	.500	1	6	7	6.8	1	3	2	0	12	
at Kennesaw State	11/24/18	27	5-13	.385	0-1	.000	4-4	1.000	4	5	9	7.2	2	5	1	2	3	14
at Samford	11/29/1	42	11-20	.550	3-7	.429	6-9	.667	4	7	11	7.8	3	0	3	2	31	
at Green Bay	12/1/18	35	12-24	.500	4-11	.364	3-3	1.000	4	8	12	8.4	3	1	3	1	32	
LIPSCOMB	12/4/18	34	5-9	.556	2-4	.500	0-0	.000	0	6	6	8.1	3	7	2	2	12	
at UCLA	12/15/18	37	4-14	.286	1-6	.167	3-4	.750	4	11	15	8.9	5	3	3	0	2	
WKU	12/19/1	39	9-16	.563	2-6	.333	0-0	.000	1	10	11	9.1	3	2	4	1	20	
at Purdue	12/29/18	35	3-12	.250	1-8	.125	0-0	.000	2	9	11	9.3	2	3	3	0	2	
JACKSONVILLE	01/03/1	38	8-11	.727	3-6	.500	4-4	1.001	1	7	8	9.2	1	2	1	3	23	
TENNESSEE TECH	01/05/19	29	8-14	.571	2-4	.500	5-6	.833	5	4	9	9.2	2	1	1	0	2	
MOREHEAD ST.	01/10/1	24	4-7	.571	2-4	.500	2-2	1.001	0	6	6	8.5	3	0	3	0	12	
EASTERN KY.	01/12/19	26	7-12	.583	4-7	.571	5-6	.833	0	10	10	9.0	4	4	3	0	2	
at Jacksonville State	1/17/19	42	4-18	.222	2-10	.200	7-8	.875	2	15	17	9.5	0	2	0	0	17	
TENNESSEE STATE	11/19/19	34	9-12	.750	7-8	.875	0-0	.000	0	6	6	9.3	1	4	0	0	25	
at Murray St.	01/24/1	36	2-7	.286	1-4	.250	0-0	.000	2	11	13	9.5	3	4	4	1	0	
at Austin Peay	1/26/19	38	12-15	.800	1-3	.333	8-11	.727	3	9	12	9.6	2	2	3	0	3	
SOUTHEAST MISSOURI	01/31/1	32	7-14	.500	2-7	.286	7-7	1.001	1	15	16	10.0	4	4	2	0	2	
UT MARTIN	02/02/19	33	8-13	.615	5-10	.500	2-2	1.000	2	11	13	10.1	1	1	2	1	2	
at Eastern Kentucky	02/07/1	37	9-18	.500	2-6	.333	0-0	.000	3	11	14	10.2	2	5	2	1	1	
at Morehead State	2/9/19	40	12-20	.600	8-14	.571	9-11	.818	2	10	12	10.3	2	1	3	4	20	
at Tennessee Tech	02/14/1	32	11-14	.786	2-5	.400	7-7	1.001	3	10	13	10.3	3	1	0	1	3	
at Tennessee Tech	02/16/19	31	6-9	.667	2-4	.500	7-9	.778	1	8	9	10.4	2	2	2	1	1	
EASTERN ILLINOIS	02/21/1	29	6-11	.545	5-10	.500	5-5	1.001	1	6	7	10.1	1	4	1	0	2	
SIEUWARDVILLE	02/23/19	37	6-14	.429	3-10	.300	3-3	1.000	0	9	9	10.2	3	4	0	3	1	
at UT Martin	02/28/1	25	10-13	.769	7-10	.700	5-5	1.001	2	10	12	10.1	0	0	2	0	3	
at Southeast Missouri	03-02-19	26	7-11	.636	5-9	.556	3-3	1.000	1	10	11	10.3	4	2	1	0	2	
vs Austin Peay	03/08/1	39	12-19	.632	8-15	.533	0-0	.000	3	16	21	10.1	1	2	1	0	2	
vs Murray St.	03/09/19	37	7-15	.467	1-7	.143	2-2	1.000	4	8	12	10.7	3	5	3	1	0	
Totals		31	1016	230-420	.548	92-214	.430	110-130	.846	60	27	33.2	10.1	66	86	66	124	66

Gameplayed31  
Minutes/gam22.8  
Points/gam7.4  
FGPct54.8  
3FGPct43.0  
FT Pct84.6

Rebounds/gam10.7  
Assists/gam6.6  
Turnovers/gam2.1  
Assist/turnover ratio2.2  
Steals/gam4.6  
Blocks/gam.6

### Career-high (year)

Pts. 41 at Morehead State (2/9/19)  
Rebs. 21 vs. Austin Peay (3/8/19)  
Asst. 7 vs. Lipscomb (12/4/18)  
Blks. 4 vs. Morehead State (2/18/17)  
Stls. 4 at Tennessee Tech (2/10/18)  
FGs 14 vs. Morehead State (2/17/18)  
FGAs 24 at Green Bay (12/1/18)  
3FGs 8 vs. Austin Peay (3/8/19)  
3FGA 15 vs. Austin Peay (3/8/19)  
FTs 10 vs. EKU (2/16/17)  
FTAs 12 vs. MTSU (11/12/18)  
Mins. \*42 at JSU (1/17/19)

\*Most recent performance listed

### Season-high

Same  
Same  
Same  
\*3 vs. JSU (1/3/19)  
\*3 at UT Martin (2/28/19)  
\*12 at Morehead State (2/9/19)  
Same  
Same  
Same  
9 at Morehead State (2/9/19)  
Same  
Same  
Same



## #5 Adam Kunkel

Freshman • 6-3 • 165 • Hebron, Ky. • Cooper HS

**2018-19:** Eight points, four assists, three steals vs. Trevecca (11/20/18) ... Six points vs. EKU (1/12/19) ... Six points, three assists at TTU (2/16/19) ... Five points at TSU (2/14/19) ... Five points vs. EIU (2/21/19) ... Five points at UT Martin (2/28/19) ... Five points vs. TTU (1/5/19).

**Prior to Belmont:** Four-year letterwinner at Cooper High School for head coach Tim Sullivan ... Emerged as one of the top prep players in the state of Kentucky ... 2018 Kentucky Boys' All-State, Associated Press & Louisville Courier-Journal ... 2018 Kentucky Mr. Basketball Finalist ... Most Valuable Player of Ohio-Kentucky All-Star Game ... Cincinnati.com All-Cincinnati Area Boys' Basketball Team ... 2018 KentuckyCo-Ninth Region Player of the Year ... 2017 AP Kentucky All-State Honorable Mention ... Led Cooper HS to 98-25 record, including Ninth Region state semifinals as senior ... All-time leading scorer in school history ... Averaged 20.0 points and 7.7 rebounds per game on 51 percent field goal percentage and 45 percent 3-point shooting as senior.



2018-19 Belmont Men's Basketball  
Belmont Individual Game-by-Game (3/17/19)  
All games

#05 KUNKEL, Adam

Opponent	Date	gs	min	Total		3-Pointers		Freethrows		Rebounds											
				fg-fga	ft-fgt	3fg-fga	ft-fgt	off	def	off	def	pf	a	t/o	blk	stl	pts	avg			
ILLINOIS ST.	11/10/18	4	1-1	1.000	1-1	1.000	0-0	.000	0	0	0	0	0	0	0	0	3	3.0			
MIDDLEBENN.	11/12/1	10	0-1	.000	0-1	.000	0-0	.000	0	0	0	0	2	1	0	0	0	1.5			
at Lipscomb	11/15/18	12	0-0	.000	0-0	.000	0-0	.000	0	0	0	0	0	3	2	1	0	0.1			
TREVECCA	11/20/1	23	3-8	.375	1-5	.200	1-2	.500	0	3	3	0	0	4	2	1	3	8.2			
at Kennesaw State	11/24/18	10	0-2	.000	0-2	.000	0-0	.000	0	3	3	1	2	0	0	0	0	2.2			
at UCLA	12/15/1	3	0-0	.000	0-0	.000	0-0	.000	0	0	0	1	0	0	0	0	0	0.1			
at Purdue	12/29/18	2	0-0	.000	0-0	.000	0-0	.000	0	0	0	0	0	0	0	0	0	0.1			
JACKSONVILLE	01/03/1	10	0-1	.000	0-0	.000	2-2	1.000	1	0	1	0	5	3	0	1	2	2.6			
TENNESSEE TECH	01/05/19	12	2-7	.286	1-4	.250	0-0	.000	0	2	2	1	0	1	0	1	5	2.0			
MOREHEAD	01/10/1	16	0-3	.000	0-3	.000	0-0	.000	1	0	1	1	2	1	0	0	0	2.0			
EASTERN KY.	01/12/19	17	1-2	.500	1-2	.500	3-3	1.000	0	0	0	0	9	1	0	2	6.2				
at Jacksonville State	1/17/19	7	0-1	.000	0-1	.000	0-0	.000	0	0	0	0	3	0	0	0	0	2.0			
TENNESSEE STATE	01/19/19	2	0-1	.000	0-1	.000	0-0	.000	0	0	0	0	0	0	0	0	0	0.1			
at Eastern Kentucky	02/07/1	13	0-1	.000	0-1	.000	0-0	.000	0	2	2	0	5	1	0	0	0	1.7			
at Morehead State	2/9/19	6	0-0	.000	0-0	.000	0-0	.000	0	0	0	0	0	2	0	0	0	0.1			
at Tennessee Tech	02/14/1	9	1-3	.333	1-3	.333	2-2	1.000	0	0	0	0	2	1	1	0	1	5.1			
at Tennessee Tech	02/16/19	20	2-6	.333	2-6	.333	0-0	.000	0	0	0	0	7	1	3	1	6	2.1			
EASTERN ILLINOIS	02/21/1	12	2-4	.500	1-3	.333	0-0	.000	0	0	0	0	7	1	1	0	0	5.2			
SIUEWARDSVILLE	02/23/19	5	0-0	.000	0-0	.000	0-0	.000	0	0	0	0	6	1	0	1	0	0.1			
at UT Martin	02/28/1	12	2-6	.333	1-3	.333	0-0	.000	0	2	2	0	7	0	1	0	0	5.3			
at Southeast Missouri	03-02-19	6	1-2	.500	1-2	.500	0-0	.000	0	0	0	0	7	1	0	0	0	3.3			
vs Austin Peay	03/08/1	5	1-1	1.000	1-1	1.000	0-0	.000	0	0	0	0	6	0	0	0	0	3.3			
vs Murray St.	03/09/19	5	1-2	.500	0-0	.000	0-0	.000	0	1	1	0	7	0	0	0	1	2.3			
Totals		0	221	17-52	.327	11-39	.282	8-9	.888	2	13	15	0.7	22	17	9	1	5.3			

Games played 23  
Minutes/game 16.6  
Points/game 3.3  
FG Pct 32.7  
3FG Pct 28.2  
FT Pct 88.9

Rebounds/game 7  
Assists/game 7  
Turnovers/game 4  
Assist/turnover ratio 1.9  
Steals/game 4  
Blocks/game 0

## #10 Caleb Hollander

Freshman • 6-8 • 225 • Nashville, Tenn. • Nashville Cent. Christian

**2018-19:** Game-winning shot vs. Lipscomb (12/4/18) ... 22 points, seven rebounds vs. Morehead State (1/10/19) ... 21 points, 11 rebounds at Lipscomb (11/15/18) ... 21 points, six rebounds vs. Illinois St (11/10/18) ... 16 points, eight rebounds at Samford (11/29/18) ... 12 points, 11 rebounds at Kennesaw State (11/24/18).

**2017-18:** OVC Commissioner's Honor Roll ... Redshirt ... Appeared in seven games.

**Prior to Belmont:** Four-year letterwinner at Nashville Central Christian for head coach Mc Morel ... Homeschooled ... Emerged as one of the top prep players in the state of Tennessee ... Led state of Tennessee in scoring (27.3) as a senior, one year after Bruin teammate Nick Hopkins pulled the feat ... Two-time Pete Maravich Player of the Year Award, given to the nation's best homeschooled high school basketball player ... Four-time NCHBC All-American ... Scored over 3,500 career points.



2018-19 Belmont Men's Basketball  
Belmont Individual Game-by-Game (3/17/19)  
All games

#10 HOLLANDER, Caleb

Opponent	Date	gs	min	Total		3-Pointers		Freethrows		Rebounds										
				fg-fga	pct	3fg-3fga	pct	ft-fga	pct	off	def	tot	avg	pf	a	t/o	blk	stl	pts	avg
ILLINOIS ST.	11/10/18*	27	8-15	533	4-9	.444	1-2	.500	1	5	6	6.0	1	2	0	0	0	21	21.0	
MIDDLEBENN.	11/12/1*	24	3-5	800	2-3	.667	0-0	.000	1	4	5	5.2	3	1	0	0	1	8	14.5	
at Lipscomb	11/15/18*	31	8-10	800	4-5	.800	1-3	.333	2	9	11	7.3	3	1	0	1	0	21	14.6	
TREVECCA	11/20/1*	12	3-4	750	1-2	.500	0-0	.000	0	4	4	6.2	0	1	1	0	0	7	14.3	
at Kennesaw State	11/24/18*	26	5-10	500	2-4	.500	0-0	.000	1	10	11	7.4	2	1	0	1	0	12	13.8	
at Samford	11/29/1*	28	8-15	533	0-4	.000	0-0	.000	2	6	8	7.7	4	0	1	0	4	16	14.2	
at Greer Bay	12/1/18*	27	4-13	.308	1-6	.167	0-0	.000	1	8	9	7.7	3	1	0	1	3	9	13.4	
LIPSCOMB	12/4/18*	28	3-9	333	2-6	.333	0-0	.000	1	4	5	7.4	1	1	0	0	0	8	12.8	
at UCLA	12/15/18*	24	1-10	.100	1-7	.143	3-4	.750	3	4	7	7.3	1	2	1	1	1	6	12.0	
WKU	12/19/1*	19	3-5	.600	1-2	.500	0-0	.000	1	6	7	7.3	0	2	1	0	1	7	11.5	
JACKSONVILLE	01/03/19	15	1-9	.111	0-6	.000	0-0	.000	1	4	5	7.1	3	1	0	0	2	2	10.6	
TENNESSEE	01/05/1*	11	1-3	.333	0-1	.000	0-1	.000	2	1	3	6.8	3	2	1	0	0	2	9.9	
MOREHEAD	01/10/19	30	9-16	.563	4-10	.400	0-2	.000	1	6	7	6.8	2	1	2	1	0	22	10.8	
EASTERN KY.	01/12/1*	10	2-6	.333	1-2	.500	0-0	.000	3	1	4	6.3	1	0	1	1	1	5	10.4	
at Jacksonville State	1/17/19	23	1-6	.167	1-5	.200	0-0	.000	0	2	2	6.6	1	1	0	0	0	3	9.9	
TENNESSEE STATE	01/19/19	12	0-3	.000	0-2	.000	0-0	.000	0	5	5	6.2	1	1	0	0	0	0	9.3	
at Murray St.	01/24/19*	17	4-7	.571	0-1	.000	0-1	.000	0	2	2	5.9	0	1	0	0	0	8	9.2	
at Austin Peay	1/26/19*	15	2-3	.667	0-1	.000	1-2	.500	1	2	3	5.5	2	1	0	1	0	1	5.0	
at Eastern Kentucky	02/07/19	7	0-1	.000	0-1	.000	0-0	.000	0	0	0	5.5	1	0	0	0	0	0	8.5	
at Morehead State	2/9/19	5	0-1	.000	0-1	.000	0-0	.000	1	0	1	5.3	0	0	0	0	0	0	8.1	
EASTERN ILLINOIS	02/21/19	9	3-4	.750	2-2	1.000	0-0	.000	2	4	6	5.3	1	0	0	1	0	0	8.1	
SIUEWARDSVILLE	02/23/1	6	2-4	.500	2-4	.500	0-0	.000	3	1	4	5.2	1	0	0	0	0	6	8.0	
at UTMartin	02/28/19	7	1-3	.333	1-3	.333	0-0	.000	0	3	3	5.1	2	0	1	0	0	3	7.8	
at Southeast Missouri	03-02-1	5	0-3	.000	0-2	.000	0-0	.000	0	0	0	4.5	0	0	0	0	0	0	7.2	
vs Austin Peay	03/08/19	1	0-0	.000	0-0	.000	0-0	.000	0	0	0	4.7	1	0	0	0	0	0	7.5	
vs Murray St.	03/09/1	13	1-6	.167	1-5	.200	0-0	.000	0	0	0	4.5	2	1	1	1	0	3	7.0	
Totals		17	432	73-171	.427	30-94	.319	6-15	.400	27	91	118	4.5	41	20	14	4	14	182	7.0

Games played 26  
Minutes/game 16.6  
Points/game 8.0  
FG Pct 42.7  
3FG Pct 31.9  
FT Pct 40.0

Rebounds/game 5  
Assists/game 3  
Turnovers/game 5  
Assist/turnover ratio 1.4  
Steals/game 5  
Blocks/game 2

## Career-high (year)

Pts. 8 vs. Trevecca (11/20/18)  
Rebs. 3 at Kennesaw St (11/24/18)  
Asst. 4 vs. Trevecca (11/20/18)  
Blks. 1 vs. Trevecca (11/20/18)  
Stls. 3 vs. Trevecca (11/20/18)  
FGs 3 vs. Trevecca (11/20/18)  
FGAs 8 vs. Trevecca (11/20/18)  
3FGs 2 at TTU (2/16/19)  
3FGA 6 at TTU (2/16/19)  
FTs 3 vs. EKU (1/12/19)  
FTAs 3 vs. EKU (1/12/19)  
Mins. 23 vs. Trevecca (11/20/18)

\*Most recent performance listed

## Season-high

Same  
Same  
Same  
Same  
Same  
Same  
Same  
Same  
Same  
Same  
Same  
Same

## Career-high (year)

Pts. 22 vs. Morehead St (1/10/19)  
Rebs. \*11 at Kennesaw St (11/24/18)  
Asst. \*2 vs. TTU (1/5/19)  
Blks. \*1 vs. EKU (1/12/19)  
Stls. 4 at Samford (11/29/18)  
FGs 9 vs. Morehead St (1/10/19)  
FGAs 16 vs. Morehead St (1/10/19)  
3FGs \*4 vs. Morehead St (1/10/19)  
3FGA 10 vs. Morehead St (1/10/19)  
FTs 3 at UCLA (12/15/18)  
FTAs 4 at UCLA (12/15/18)  
Mins. 31 at Lipscomb (11/15/18)

\*Most recent performance listed

## Season-high

Same  
Same  
Same  
Same  
Same  
Same  
Same  
Same  
Same  
Same  
Same  
Same





## BASKETBALL

## BELMONT

## GAME NOTES



GAME THIRTY TWO • TEMPLE • NCAA TOURNAMENT • MARCH 19, 2019

## #11 Kevin McClain

Senior • 6-3 • 190 • Jennings, Fla. • Hamilton Co. HS

**2018-19:** All-OVC First Team ... 2x OVC POTW (12/17/18, 1/28/19) ... 31 points vs. SEMO (1/31/19) ... 28 points, six assists, five rebounds vs. ECU (1/12/19) ... 27 points, 12 rebounds, five assists at ECU (2/7/19) ... 23 points at Murray State (1/24/19) ... 23 points, five assists vs. UT Martin (2/2/19) ... 20 points, six rebounds, six assists, GW shot at UCLA (12/15/18) ... 21 points at Purdue (12/29/18) ... 20 points, eight assists at JSU (1/17/19) ... 16 points, three assists at Lipscomb (11/15/18) ... 16 points at Austin Peay (1/26/19) ... 14 points vs. Illinois St (11/10/18) ... 12 points, eight assists, four steals vs. WKU (12/19/18) ... 20 points vs. Austin Peay (3/8/19).

**2017-18:** 2K Classic Subregional Tournament Most Valuable Player ... 33 game appearances ... Career-high 27 points vs. Houston Baptist (11/18/17) ... 25 points at Morehead State (2/3/18) ... 21 points vs. SIUE (1/27/18) ... 20 points, eight rebounds at EIU (1/13/18) ... Majoring in Design Communications.



2018-19 Belmont Men's Basketball  
Belmont Individual Game-by-Game (3/17/19)  
All games

#11 MCCLAIN, Kevin

Opponent	Date	gs	min	fg-fga	pct	3fg-fga	pct	ft-fga	pct	off	def	tot	avg	pts	avg	pf	a	t/o	blk	stl	pts	avg
ILLINOIS ST.	11/10/18	34	5-11	455	4-8	500	0-0	.000	1	3	4	4.0	2	2	0	0	1	14	14.0			
MIDDLEBENN.	11/12/1	31	4-9	444	1-5	200	1-3	.333	0	1	1	2.0	0	6	1	2	1	10	12.0			
at Lipscomb	11/15/18	36	6-13	462	2-4	500	2-2	1.000	0	3	3	2.7	3	6	1	2	16	13.3				
TREVECCA	11/20/1	15	4-8	500	2-5	400	0-0	.000	1	0	1	2.0	0	1	1	0	5	10	12.5			
at Kennesaw State	11/24/18	29	5-10	500	3-5	600	1-2	.500	0	3	3	2.4	0	4	3	1	1	14	12.8			
at Samford	11/29/1	30	3-13	231	2-8	250	3-6	.500	1	5	6	3.0	1	5	2	0	0	11	12.5			
at Greer Bay	12/1/18	37	5-13	385	0-4	000	3-6	.500	2	2	4	3.1	5	0	2	0	0	13	12.6			
LIPSCOMB	12/4/18	31	2-9	222	0-4	000	2-3	.667	1	3	4	3.0	3	4	1	0	1	6	11.8			
at UCLA	12/15/18	37	8-11	727	3-5	600	1-3	.333	2	4	6	3.6	3	6	3	0	2	20	12.7			
WKU	12/19/1	36	4-10	400	1-5	200	3-3	1.000	0	0	0	3.2	0	8	3	0	4	12	12.6			
at Purdue	12/29/18	37	8-18	444	4-9	444	1-2	.500	0	1	1	3.0	2	2	2	0	2	21	13.4			
JACKSONVILLE	01/03/1	37	6-12	500	3-5	600	6-8	.750	0	2	2	2.5	1	6	3	0	1	21	14.0			
TENNESSEE	01/05/19	37	3-11	273	2-7	286	1-3	.333	0	7	7	3.2	1	4	2	0	1	9	13.6			
MOREHEAD ST.	01/10/1	20	2-5	400	1-4	250	3-3	1.000	0	3	3	3.2	3	2	3	0	1	8	13.2			
EASTERN KY.	01/12/19	35	7-15	467	2-5	400	12-15	.800	0	5	5	3.3	3	6	6	0	0	28	14.2			
at Jacksonville State	1/17/19	42	7-15	467	4-7	571	2-2	1.001	1	4	5	3.4	1	8	3	1	1	20	14.6			
TENNESSEE STATE	01/19/19	35	9-6	667	2-3	667	2-5	.400	0	1	1	3.3	2	4	3	0	1	16	14.6			
at Murray St.	01/24/1	40	9-18	500	2-9	222	3-4	.750	0	4	4	3.2	4	4	0	0	0	23	15.1			
at Austin Peay	1/26/19	28	6-13	462	1-3	333	3-5	.600	0	1	1	3.2	3	2	0	0	1	16	15.2			
SOUTHEAST MISSOURI	01/31/1	30	7-9	778	3-4	750	14-16	.875	0	2	2	3.2	2	2	3	0	2	31	16.0			
UT MARTIN	02/02/19	31	9-17	529	4-10	400	1-2	.500	0	3	3	3.1	2	5	2	0	0	23	16.3			
at Eastern Kentucky	02/07/1	39	11-17	647	5-8	625	0-0	.000	2	10	12	3.5	1	5	4	1	1	27	16.8			
at Morehead State	2/9/19	34	5-11	455	2-5	400	1-4	.250	0	3	3	3.5	1	4	1	0	1	13	16.6			
at Tennessee State	02/14/1	38	2-13	154	0-8	000	7-13	.538	1	2	3	3.5	4	4	5	0	2	11	16.4			
at Tennessee Tech	02/16/19	26	5-12	417	3-6	500	3-5	.600	0	1	1	3.4	2	3	1	0	2	16	16.4			
EASTERN ILLINOIS	02/21/1	27	2-6	333	2-5	400	6-6	1.001	0	5	5	3.5	3	4	4	0	2	12	16.2			
SIUE	02/23/19	37	6-11	545	1-4	250	0-0	.000	0	0	0	3.3	1	5	0	0	2	13	16.1			
at UT Martin	02/28/1	29	4-7	571	2-5	400	0-0	.000	0	4	4	3.4	0	8	1	0	1	10	15.9			
at Southeast Missouri	03-02-19	37	9-15	600	0-4	000	9-10	.900	1	2	3	3.3	2	4	2	0	2	27	16.2			
vs Austin Peay	03/08/1	36	6-15	400	3-8	.375	5-6	.833	1	4	5	3.4	1	1	2	0	0	20	16.4			
vs Murray St.	03/09/19	36	5-17	294	2-8	250	2-3	.667	0	7	7	3.5	1	4	0	1	0	14	16.3			
<b>Totals</b>		31	1027	171-375	458	66-180	367	97-140	.693	14	95	105	3.5	57	123	68	8	35	501	16.3		

Game played 31  
Minutes/gam 35.1  
Points/gam 6.3  
FG Pct 45.8  
3FG Pct 36.7  
FT Pct 69.3

Rebounds/gam 5  
Assists/gam 4.1  
Turnovers/gam 2  
Assist/turnover ratio 1.8  
Steals/gam 3  
Blocks/gam 3

## #14 Nick Hopkins

Sophomore • 6-0 • 175 • Fayetteville, Tenn. • Fayetteville HS

**2018-19:** 21 points at Samford (11/29/18) ... 16 points vs. Trevecca (11/20/18) ... 14 points at Murray State (1/24/19) ... 13 points, seven rebounds at Austin Peay (1/26/19) ... 11 points, four steals at TTU (2/16/19) ... 10 points, three assists vs. TSU (1/19/19) ... Nine points, three assists vs. ECU (1/12/19) ... Nine points, three assists vs. Morehead State (1/10/19) ... Nine points, two assists vs. EIU (2/21/19) ... Nine points, four assists vs. Illinois St (11/10/18) ... Eight points at Kennesaw State (11/24/18) ... Six points at UCLA (12/15/18).

**2017-18:** 28 game appearances ... OVC Freshman of the Week (11/13/17) ... Threatened Belmont NCAA Division I era freshman 3-point field goal record ... 22 points, 6-10 3FG at Washington (11/10/17); set Belmont NCAA Division I single-game scoring record for Bruin debut ... 21 points at SEMO (12/28/17) ... 14 points, five rebounds vs. Lipscomb (11/27/17) ... 13 points, game-clinching FTs at WKU (12/19/17).



2018-19 Belmont Men's Basketball  
Belmont Individual Game-by-Game (3/17/19)  
All games

#14 HOPKINS, Nick

Opponent	Date	gs	min	Total		3-Pointers		Freethrows		Rebounds			pf	a	t/o	blk	stl	pts	avg	
				fg-fga	pct	3fg-fga	pct	ft-fga	pct	off	def	tot								
ILLINOIS ST.	11/10/18	17	3-6	500	3-6	500	0-0	.000	0	1	1	1.0	0	4	0	0	9	9.0		
MIDDLEBENN.	11/12/1	7	0-1	.000	0-1	.000	0-0	.000	0	1	1	1.0	1	0	0	0	0	4.5		
at Lipscomb	11/15/18	8	0-3	.000	0-3	.000	0-0	.000	0	0	0	0.7	1	1	0	1	0	3.0		
TREVECCA	11/20/1	20	4-9	444	4-8	500	4-4	1.000	0	4	4	1.5	1	2	1	0	0	16	6.3	
at Kennesaw State	11/24/18	11	3-5	600	2-3	667	0-0	.000	0	3	3	1.8	2	1	0	1	0	8	6.6	
at Samford	11/29/1	20	6-8	750	6-8	750	3-4	.750	0	1	1	1.7	2	3	0	0	2	21	9.0	
at Greer Bay	12/1/18	15	1-5	200	0-4	.000	0-0	.000	0	0	0	1.4	1	1	1	0	1	2	8.0	
LIPSCOMB	12/4/18	7	0-2	.000	0-1	.000	0-0	.000	0	1	1	1.4	1	0	2	0	0	0	7.0	
at UCLA	12/15/18	7	2-6	333	2-6	333	0-0	.000	0	1	1	1.3	0	0	0	0	0	6	6.9	
WKU	12/19/1	2	0-2	.000	0-2	.000	0-0	.000	0	0	0	1.2	0	1	0	0	0	0	6.2	
at Purdue	12/29/18	14	2-4	500	2-4	500	0-0	.000	0	0	0	1.1	3	0	1	0	0	6	6.2	
JACKSONVILLE	01/03/1	3	0-0	.000	0-0	.000	0-0	.000	0	0	0	1.0	0	0	0	0	0	0	5.7	
TENNESSEE TECH	01/05/19	18	2-5	400	1-4	250	0-0	.000	0	3	3	1.2	1	3	1	0	0	5	5.6	
MOREHEAD ST.	01/10/1	17	2-3	.667	1-2	500	4-4	1.000	0	3	3	1.3	0	3	0	0	0	9	5.9	
EASTERN KY.	01/12/19	15	3-3	1.000	2-2	1.000	1-1	1.000	0	3	3	1.4	1	3	1	0	0	9	6.1	
at Jacksonville State	1/17/19	23	3-10	.300	1-7	.143	4-4	1.000	1	0	1	1.4	2	0	2	0	3	11	6.4	
TENNESSEE STATE	01/19/19	23	4-7	571	2-4	500	0-0	.000	0	1	1	1.4	2	3	0	0	0	10	6.6	
at Murray St.	01/24/1	29	5-8	625	4-5	800	0-0	.000	1	4	5	1.6	1	2	1	0	1	14	7.0	
at Austin Peay	1/26/19	31	4-10	400	3-7	429	2-2	1.000	1	6	7	1.8	2	2	3	0	0	13	7.3	
SOUTHEAST MISSOURI	01/31/1	23	1-8	.125	1-7	.143	0-0	.000	0	2	2	1.5	2	0	1	0	0	3	7.1	
UT MARTIN	02/02/19	35	5-10	500	5-9	556	0-0	.000	0	4	4	2.0	0	4	1	0	2	15	7.5	
at Eastern Kentucky	02/07/1	35	1-8	.125	1-7	.143	2-2	1.000	0	5	5	2.1	3	3	3	0	2	5	7.4	
at Morehead State	2/9/19	21	2-5	400	2-4	500	2-2	1.000	0	1	1	2.0	2	0	0	0	0	8	7.4	
at Tennessee State	02/14/1	16	1-5	200	0-4	.000	0-0	.000	0	4	4	2.1	1	1	1	0	0	2	7.2	
at Tennessee Tech	02/16/19	26	4-8	500	3-5	600	0-0	.000	0	0	0	2.0	1	3	0	4	11	7.3		
EASTERN ILLINOIS	02/21/1	17	3-5	600	3-5	600	0-0	.000	0	0	0	2.0	0	2	2	0	0	9	7.4	
SIUE	02/23/19	11	1-3	.333	1-3	.333	0-0	.000	0	1	1	1.9	0	1	1	0	0	3	7.2	
at UT Martin	02/28/1	23	3-9	333	2-8	250	0-0	.000	0	1	1	1.5	2	2	0	0	0	8	7.3	
at Southeast Missouri	03-02-19	21	1-4	250	1-4	250	0-0	.000	0	0	0	1.8	1	1	1	0	1	3	7.1	
vs Austin Peay	03/08/1	6	0-2	.000	0-2	.000	0-0	.000	0	0	0	1.5	1	1	0	0	0	0	6.9	
vs Murray St.	03/09/18	18	2-6	333	2-5	400	0-0	.000	0	2	2	1.8	0	1	0	0	1	6	6.8	
Totals		11	539	68-170	40	54-140	386	22-23	.957	3	52	55	1.8	34	47	24	1	17	21	6.8



BASKETBALL

**BELMONT**

GAME NOTES



GAME THIRTY TWO • TEMPLE • NCAA TOURNAMENT • MARCH 19, 2019

## #20 Tate Pierson

Freshman • 6-6 • 200 • Brentwood, Tenn. • Brentwood Academy

**2018-19:** Eight points vs. Trevecca (11/20/18) ... Four points, assist vs. WKU (12/19/18) ... Three points, two rebounds at Purdue (12/29/18) ... Three points vs. SEMO (1/31/19) ... Three points, four rebounds at TTU (2/16/19) ... Three points at UT Martin (2/28/19) ... Two rebounds, game-clinching FT at Lipscomb (11/15/18) ... Two points vs. Austin Peay (3/8/19).

**2017-18:** Redshirt.

**Prior to Belmont:** Letterwinner at Brentwood Academy for head coach Hubie Smith ... Three-time Tennessee Division II-AA State Champion ... Tennessee Division II-AA All-State Tournament Team ... Averaged 8.4 points and 3.4 rebounds per game as a senior, on 51 percent shooting ... High school teammate of Darius Garland, among the top prep players in the nation. Top prep track career; Three-time State Champion and Tennessee All-State in 110 and 300 meter hurdles.



2018-19 Belmont Men's Basketball  
Belmont Individual Game-by-Game (3/17/19)  
All games

#20 PIERSON, Tate

Opponent	Date	gs	min	Total			3-Pointers			Freethrows			Rebounds			pf	a	t/o	blk	stl	pts	avg
				fg-fga	pct	3fg-fga	pct	ft-fa	pct	off	def	tot										
ILLINOIS ST.	11/10/18	2	0-0	.000	0-0	.000	0-0	.000	0-0	.000	0	1	1	1.0	0	0	0	0	0	0	0.0	
MIDDLEBENN.	11/12/1	5	0-2	.000	0-2	.000	0-0	.000	0	1	1	1	1.0	0	0	0	0	0	0	0	0.0	
at Lipscomb	11/15/18	4	0-1	.000	0-1	.000	1-2	.500	2	0	2	1	1	1.3	1	0	0	0	0	0	1.3	
TREVECCA	11/20/1	20	2-3	.667	2-3	.667	2-2	1.000	0	2	2	1	1	1	1	0	0	0	0	8	2.3	
at Kennessa State	11/24/18	15	0-2	.000	0-1	.000	1-2	.500	1	1	2	1	1	1.6	1	0	0	0	0	0	1.6	
at Samford	11/29/1	4	0-1	.000	0-1	.000	0-0	.000	2	0	2	1	1	1	1	0	0	0	0	0	1.5	
at Greer Bay	12/1/18	1	0-0	.000	0-0	.000	0-0	.000	0	0	0	1	1	1.4	1	0	0	0	0	0	1.3	
LIPSCOMB	12/4/18	3	0-0	.000	0-0	.000	0-0	.000	0	1	1	1	1	1.4	0	1	1	1	0	0	1.1	
WKU	12/19/18	10	2-3	.667	0-0	.000	0-0	.000	0	1	1	1	1	1.3	1	0	0	0	0	4	1.4	
at Purdue	12/29/1	14	1-3	.333	1-3	.333	0-0	.000	1	1	2	1	1	1.4	0	1	0	0	0	3	1.6	
JACKSONVILLE	01/03/19	8	0-1	.000	0-1	.000	0-0	.000	0	0	0	1	1	1.3	0	0	0	0	0	0	1.5	
TENNESSEETECH	01/05/1	6	0-0	.000	0-0	.000	0-0	.000	0	0	0	1	1	1.2	0	0	0	0	0	0	1.3	
MOREHEAD ST.	01/10/19	4	0-0	.000	0-0	.000	0-0	.000	0	0	0	1	1	1.1	0	0	0	0	0	0	1.2	
EASTERN KY.	01/12/1	6	0-1	.000	0-0	.000	2-4	.500	1	0	1	1	1	1.1	0	0	0	0	0	2	1.3	
at Jacksonville State	01/17/19	1	0-1	.000	0-0	.000	0-0	.000	0	0	0	1	1	1.0	0	0	0	0	0	0	1.2	
TENNESSEETATE	01/19/1	3	0-0	.000	0-0	.000	0-0	.000	0	0	0	0	0	0.5	0	0	0	0	0	0	1.1	
at Austin Peay	1/26/19	2	0-0	.000	0-0	.000	0-0	.000	0	1	1	1	1	0.9	0	0	0	0	0	0	1.1	
SOUTHEAST MISSOURI	01/31/1	10	1-3	.333	1-3	.333	0-0	.000	0	1	1	1	1	0.5	0	0	0	0	0	3	1.2	
UTMARTIN	02/02/19	5	0-0	.000	0-0	.000	0-0	.000	0	0	0	0	0	0.9	0	0	0	0	0	0	1.1	
at Eastern Kentucky	02/07/1	1	0-0	.000	0-0	.000	0-0	.000	0	0	0	0	0	0.5	0	0	0	0	0	0	1.1	
at Tennessee Tech	02/16/19	6	1-2	.500	1-1	1.000	0-0	.000	0	4	4	1	1	1.0	0	0	0	0	0	3	1.1	
EASTERN ILLINOIS	02/21/1	10	0-0	.000	0-0	.000	0-0	.000	0	0	0	1	1	1.0	2	0	0	0	0	0	1.0	
SIUEWARDSVILLE	02/23/19	2	0-0	.000	0-0	.000	0-0	.000	0	1	1	1	1	1.0	0	0	0	0	0	0	1.0	
at UTMartin	02/28/1	11	1-3	.333	1-3	.333	0-0	.000	1	0	1	1	1	1.0	1	1	0	0	0	3	1.1	
at Southeast Missouri	03-02-19	1	0-0	.000	0-0	.000	0-0	.000	0	0	0	0	0	0.9	0	0	0	0	0	0	1.1	
vs Austin Peay	03/08/1	4	1-1	1.000	0-0	.000	0-0	.000	1	0	1	0	0	0.5	0	0	0	0	0	2	1.1	
vs Murray St.	03/09/19	0	0-0	.000	0-0	.000	0-0	.000	0	0	0	0	0	0.9	0	0	0	0	0	0	1.1	
Totals		0	158	9-27	.333	6-19	.316	5-8	.625	9	15	24	0	0	5	7	1	1	0	25	1.1	

Games played: 27  
Minutes/game: 9  
Points/game: 1  
FGPct: 33.3  
3FGPct: 31.6  
FTPct: 62.5

Rebounds/game: 9  
Assists/game: 3  
Turnovers/game: 0  
Assist/turnover ratio: 7.0  
Blocks/game: 0

Career-high (year)	Season-high
Pts. 8 vs. Trevecca (11/20/18)	Same
Rebs. 4 at TTU (2/16/19)	Same
Asst. 2 vs. Eastern Illinois (2/21/19)	Same
Blks. 1 vs. Lipscomb (12/4/18)	Same
Stls. --	--
FGs *2 vs. WKU (12/19/18)	Same
FGAs *3 vs. SEMO (1/31/19)	Same
3FGs 2 vs. Trevecca (11/20/18)	Same
3FGA *3 vs. SEMO (1/31/19)	Same
FTs *2 vs. EKU (1/12/19)	Same
FTAs 4 vs. EKU (1/12/19)	Same
Mins. 20 vs. Trevecca (11/20/18)	Same
*Most recent performance listed	

## #21 Derek Sabin

Freshman • 6-9 • 230 • Slinger, Wis. • Slinger HS

**2018-19:** Seven points at UT Martin (2/28/19) ... Six points, five rebounds vs. Trevecca (11/20/18) ... Six points in OVC Championship (3/9/19) ... Four points, three rebounds vs. EIU (2/21/19) ... Three points at TTU (2/16/19) ... Two points, two assists, rebound vs. SEMO (1/31/19) ... Two points vs. Middle Tennessee (11/12/18).

**Prior to Belmont:** Four-year letterwinner at Slinger High School for head coach Al Schieve ... Ranked among the top prep frontcourt players in Wisconsin by Rivals.com and WisSports.Net ... 2018 AP Wisconsin All-State Honorable Mention ... 2018 WBCA Division II Wisconsin All-State ... 2018 Milwaukee Journal Sentinel All-Area Boys' Basketball Team ... Two-time All-Conference ... Averaged 19.8 points, 10.9 rebounds and 1.9 assists per game as senior ... Averaged 15.2 points, 10.8 rebounds and 2.0 assists per game as a junior.



2018-19 Belmont Men's Basketball  
Belmont Individual Game-by-Game (3/17/19)  
All games

#21 SABIN, Derek

Opponent	Date	gs	min	Total		3-Pointers		Freethrows		Rebounds													
				fg-fga	pct	3fg-fga	pct	ft-fa	pct	off	def	tot	avg	pf	a	t/o	blk	stl	pts	avg			
ILLINOIS ST.	11/10/18	1	0-0	.000	0-0	.000	0-0	.000	0-0	0	0	0	0	0	0	0	0	0	1	0	0	0	0.0
MIDDLEBENN.	11/12/1	4	1-1	1.000	0-0	.000	0-0	.000	0	0	0	0	0	0	0	0	0	0	1	0	0	2	1.0
at Lipscomb	11/15/18	1	0-0	.000	0-0	.000	0-0	.000	0-0	0	1	1	0.3	0	0	0	0	0	0	0	0	0	0.7
TREVECCA	11/20/1	15	2-2	1.000	0-0	.000	2-2	1.000	1	4	5	1.5	1	1	1	3	2	3	0	0	0	6	2.0
at Greer Bay	12/1/18	4	0-0	.000	0-0	.000	1-2	.500	1	2	3	1.8	0	0	0	0	0	0	0	0	0	1	1.8
LIPSCOMB	12/4/18	3	0-1	.000	0-1	.000	0-0	.000	0	0	0	1.5	0	0	0	0	0	0	0	0	0	0	1.5
TENNESSEETECH	01/05/19	2	0-0	.000	0-0	.000	0-0	.000	0	0	0	1.3	0	0	0	0	0	0	0	0	0	0	1.3
MOREHEAD ST.	01/10/1	2	0-0	.000	0-0	.000	0-2	.000	0	0	0	1.1	0	0	0	0	0	0	0	0	0	0	1.1
EASTERN KY.	01/12/19	1	0-0	.000	0-0	.000	0-0	.000	0	0	0	1.0	0	0	0	0	0	0	0	0	0	0	1.0
TENNESSEETATE	01/19/1	3	0-0	.000	0-0	.000	1-2	.500	0	1	1	1.0	2	0	0	0	0	0	0	0	0	1	1.0
SOUTHEAST MISSOURI	01/31/19	6	0-0	.000	0-0	.000	2-2	1.000	0	1	1	1.0	1	1	1	2	1	0	0	0	0	2	1.1
UTMARTIN	02/02/1	2	0-0	.000	0-0	.000	1-2	.500	0	0	0	0.5	1	0	0	0	0	0	0	0	0	1	1.1
at Tennessee State	02/14/19	2	0-0	.000	0-0	.000	0-0	.000	0	0	0	0.8	0	0	0	0	0	0	0	0	0	0	1.0
UTMARTIN	02/16/1	6	1-1	1.000	0-0	.000	1-2	.500	0	0	0	0.5	0	0	0	0	0	0	0	0	0	3	1.1
EASTERN ILLINOIS	02/21/19	10	2-3	.667	0-1	.000	0-0	.000	0	3	3	0.9	0	0	0	0	1	1	0	0	0	4	1.3
SIUEWARDSVILLE	02/23/1	1	0-0	.000	0-0	.000	0-0	.000	0	0	0	0.5	0	0	0	0	0	0	0	0	0	0	1.3
at UTMartin	02/28/19	9	3-6	.500	0-0	.000	1-1	1.000	2	0	2	0.9	1	1	0	0	0	0	0	0	0	7	1.6
vs Murray St.	03/09/1	10	3-3	1.000	0-0	.000	0-0	.000	1	1	2	1.0	1	1	1	0	0	0	0	0	0	6	1.8
Totals		0	82	12-17	.706	0-2	.000	9-15	.600	5	13	18	1	0	10	5	9	1	0	0	33	1.8	
Games played	18																						
Minutes/game	45.6																						
Points/game	4.8																						
FG Pct	70.6																						
FG Pct	0.0																						
FT Pct	60.0																						

Games played: 18  
Minutes/game: 6  
Points/game: 8  
FGPct: 70.6  
3FGPct: 0.0  
FTPct: 60.0

Rebounds/game: 0  
Assists/game: 3  
Turnovers/game: 5  
Assist/turnover ratio: 0.6  
Blocks/game: 1

Career-high (year)	Season-high
Pts. 7 at UT Martin (2/28/19)	Same
Rebs. 5 vs. Trevecca (11/20/18)	Same
Asst. *2 vs. SEMO (1/31/19)	Same
Blks. 1 vs. Eastern Illinois (2/21/19)	Same
Stls. --	--
FGs 3 vs. Murray State (3/9/19)	Same
FGAs 6 at UT Martin (2/28/19)	Same
3FGs --	--
3FGA *1 vs. Eastern Illinois (2/21/19)	Same
FTs *2 vs. SEMO (1/31/19)	Same
FTAs *2 at TTU (2/16/19)	Same
Mins. 15 vs. Trevecca (11/20/18)	Same
*Most recent performance listed	



BASKETBALL

**BELMONT**

GAME NOTES



GAME THIRTY TWO • TEMPLE • NCAA TOURNAMENT • MARCH 19, 2019

## #24 Michael Benkert

Junior • 6-4 • 200 • Greenwood, Ind. • Greenwood HS

**2018-19:** 13 points vs. SIUE (2/23/19) ... 12 points vs. Lipscomb (12/4/18) ... 12 points at UT Martin (2/28/19) ... Nine points vs. EIU (2/21/19) ... Eight points, steal at UCLA ... (12/15/18) ... Eight points at SEMO (3/2/19) ... Eight points at Morehead State (2/9/19) ... Six points, four rebounds at TTU (2/16/19) ... Six points, four rebounds at TSU (2/14/19) ... Six points at Lipscomb (11/15/18) ... Five points, three assists at Samford (11/29/18) ... Four points, three rebounds at Kennesaw State (11/24/18) ... Three points, assist vs. Middle Tennessee (11/12/18) ... Two points, rebound vs. Illinois St (11/10/18).

**2017-18:** 31 game appearances ... Five points vs. Seattle (11/19/17) ... Five points at EKU (2/1/18) ... Four points vs. Tennessee Tech (1/4/18) ... Three points vs. Houston Baptist (11/18/17) ... Two points vs. Pepperdine (12/16/17) ... Two points vs. Morehead State (2/17/18).



2018-19 Belmont Men's Basketball  
Belmont Individual Game-by-Game (3/17/19)  
All games

#24 BENKERT, Michael

Opponent	Date	gs	min	Total		3-Pointers		Freethrows		Rebounds			pf	a	t/o	blk	stl	pts	avg		
				fg-fga	pct	3fg-fga	pct	ft-fga	pct	off	def	tot									
ILLINOIS ST.	11/10/18	13	0	1	.000	0	1	.000	2-2	1.000	1	0	1	1	1	0	0	2	2.0		
MIDDLE TENN.	11/12/1	15	1	2	.500	0	1	.000	1-2	.500	0	1	1	1	0	0	0	3	2.5		
at Lipscomb	11/15/18	17	2	3	.667	2	3	.667	0-0	.000	0	0	0	0.7	4	1	0	6	3.7		
TREVECCA	11/20/1	16	1	3	.333	0	1	.000	2-2	1.001	1	1	2	1	0	3	1	4	3.8		
at Kennesaw State	11/24/18	17	1	4	.250	1	3	.333	1-2	.500	0	3	3	1.4	1	0	0	4	3.8		
at Samford	11/29/1	31	1	5	.200	1	3	.333	2-2	1.001	0	0	0	1.2	3	3	0	5	4.0		
at Greer Bay	12/1/18	17	1	3	.333	1	3	.333	0-0	.000	2	0	2	1.3	2	0	2	0	3	3.9	
LIPSCOMB	12/4/19	19	4	7	.571	3	6	.500	1-1	1.001	0	0	0	1.1	0	0	0	0	12	4.9	
at UCLA	12/15/18	27	3	5	.600	2	4	.500	0-0	.000	0	0	0	1.0	2	0	1	0	8	5.2	
WKU	12/19/1	18	1	1	1.001	1	1	1.001	0-0	.000	0	0	0	0.5	4	1	0	0	3	5.0	
at Purdue	12/29/18 *	31	1	7	.143	1	7	.143	0-0	.000	2	2	4	1.2	3	0	0	0	3	4.8	
JACKSONVILLE	01/03/1	13	0	3	.000	0	3	.000	0-0	.000	0	1	1	1.2	2	1	0	0	0	4.4	
TENNESSEE TECH	01/05/19	25	1	2	.500	1	2	.500	2-2	1.000	0	1	1	1.2	3	0	0	0	5	4.5	
MOREHEAD ST.	01/10/1	23	0	1	.000	0	1	.000	2-2	1.001	0	2	2	1.2	2	2	0	0	2	4.3	
EASTERN KY.	01/12/19	29	1	3	.333	0	2	.000	0-0	.000	0	2	2	1.3	2	1	1	0	2	4.1	
at Jacksonville State	1/17/19	8	0	1	.000	0	1	.000	0-0	.000	0	1	1	1.2	4	0	1	0	0	3.9	
TENNESSEE STATE	01/19/19	14	0	0	.000	0	0	.000	2-4	.500	1	2	3	1.4	0	0	1	0	2	3.8	
at Murray St.	01/24/1	8	0	1	.000	0	1	.000	0-0	.000	0	2	2	1.4	2	0	0	0	0	3.6	
at Austin Peay	1/26/19	14	0	0	.000	0	0	.000	0-0	.000	0	0	0	1.3	3	0	2	0	0	3.4	
SOUTHEAST MISSOURI	01/31/1	21	0	2	.000	0	2	.000	0-0	.000	0	1	1	1.2	1	2	0	0	0	3.2	
UT MARTIN	02/02/19	20	0	4	.000	0	4	.000	0-0	.000	1	2	3	1.4	0	0	1	0	2	3.0	
at Morehead State	2/9/19	25	2	5	.400	2	5	.400	2-2	1.001	0	1	1	1.4	3	0	1	0	1	8	3.3
at Tennessee State	02/14/19	28	2	3	.667	2	3	.667	0-0	.000	3	1	4	1.5	3	0	1	0	1	6	3.4
at Tennessee Tech	02/16/1	31	2	4	.500	2	4	.500	0-0	.000	0	4	4	1.6	1	1	0	0	1	6	3.5
EASTERN ILLINOIS	02/21/19	22	3	4	.750	3	4	.750	0-0	.000	0	2	2	1.6	1	0	1	0	1	9	3.7
SIUE	02/23/1	30	5	5	1.001	3	3	1.001	0-0	.000	0	3	3	1.7	0	0	0	0	1	13	4.1
at UT Martin	02/28/19	24	4	6	.667	4	6	.667	0-0	.000	1	0	1	1.6	1	0	1	0	0	12	4.4
at Southeast Missouri	03-02-1	31	3	8	.375	2	7	.286	0-0	.000	0	3	3	1.7	3	0	0	0	1	8	4.5
vs Austin Peay	03/08/19*	35	1	4	.250	0	3	.000	1-1	1.000	1	1	2	1.7	2	1	1	0	0	3	4.4
vs Murray St.	03/09/1*	28	0	4	.000	0	4	.000	0-0	.000	0	2	2	1.7	4	0	1	0	0	0	4.3
Totals		3	650	40-101	.396	31-88	.352	18-22	.818	13	38	51	1.7	57	18	18	0	10	129	4.3	

Game played 30  
Minutes/game 21.7  
Points/game 4.3  
FG Pct 39.6  
3FG Pct 35.2  
FT Pct 81.8

Rebounds/game 7  
Assists/game 6  
Turnovers/game 6  
Assist/turnover ratio 1.0  
Steals/game 0.3

### Career-high (year)

Pts. 13 vs. SIUE (2/23/19)  
Rebs. \*4 at TTU (2/16/19)  
Asst. \*3 at Samford (11/29/18)  
Blks. 1 vs. Jacksonville State (1/19/17)  
Stls. 2 vs. UT Martin (2/2/19)  
FGs 5 vs. SIUE (2/23/19)  
FGAs 8 at SEMO (3/2/19)  
3FGs 4 at UT Martin (2/28/19)  
3FGA 7 at SEMO (3/2/19)  
FTs \*2 at Morehead State (2/9/19)  
FTAs 4 vs. TSU (1/19/19)  
Mins. 35 vs. Austin Peay (3/8/19)

\*Most recent performance listed

### Season-high

Same  
Same  
Same  
--  
Same  
Same  
Same  
Same  
Same  
Same  
Same

## #31 Rilee Epley

Freshman • 6-4 • 195 • Evansville, Ind. • Harrison HS

**Prior to Belmont:** Four-year letterwinner at William Henry Harrison High School for head coach Nathan Fleenor ... 2018 Indiana All-State ... 1,602 career points; fifth-most in history of Evansville, Indiana high school system ... Averaged 21.7 points, 6.5 rebounds per game on 59 percent field goal shooting as a senior ... Led Indiana Class 4A in 2-point field goals made as a senior ... Two-time team captain ... Among All-State Watch List by Hoosier Magazine ... Second-leading scorer in state of Indiana as a freshman ... Four-time All-State Academic ... Optimist Club Top 10 Student ... National Honor Society ... Class Valedictorian ... Majoring in Biology.

### Career-high (year)

Pts. --  
Rebs. --  
Asst. --  
Blks. --  
Stls. --  
FGs --  
FGAs --  
3FGs --  
3FGA --  
FTs --  
FTAs --  
Mins. --

\*Most recent performance listed

### Season-high

--  
--  
--  
--  
--  
--  
--  
--  
--  
--  
--





## #33 Nick Muszynski

Freshman • 6-11 • 235 • Pickerington, Ohio • St. Charles Prep

**2018-19:** All-OVC First Team ... OVC Freshman of the Year ... OVC All-Newcomer Team ... 6x OVC Freshman of the Week (11/19/18, 12/10/18, 1/14/19, 1/21/19, 2/4/19, 2/25/19) ... 27 points vs. SEMO (1/31/19) ... 23 points vs. TSU (1/19/19) ... 23 points at JSU (1/17/19) ... 20 points, nine rebounds, six assists vs. Morehead State (1/10/19) ... 20 points, six assists at Murray State (1/24/19) ... 19 points, three blocked shots at UT Martin (2/28/19) ... 19 points vs. SIUE (2/23/19) ... 19 points, 11 rebounds, four blocked shots vs. Lipscomb (12/4/18) ... 19 points, eight rebounds, five assists at Green Bay (12/1/18) ... 18 points, seven rebounds, five blocked shots vs. Illinois St (11/10/18) ... 18 points, three blocked shots vs. Middle Tennessee (11/12/18) ... 16 points, nine rebounds, five blocked shots at Lipscomb (11/15/18) ... August Foreign Tour of Belgium & Germany with Global Sports Academy.

2017-18: Redshirt.

**Prior to Belmont:** Two-year letterwinner at St. Charles Prep for head coach Jacob Daniel ... 2017 Ohio Honorable Mention All-State ... Two-time Associated Press Ohio All-District and All-Columbus Metro ... Two-time conference Player of the Year ... Columbus Dispatch Scholar-Athlete ... Columbus This Week News Super 12 Team ... Led St. Charles Prep to 46-5 record over final two seasons.



2018-19 Belmont Men's Basketball  
Belmont Individual Game-by-Game (3/17/19)  
All games

#33 MUSZYNSKI, Nick

Opponent	Date	gs	min	Total		3-Pointers		Freethrows		Rebounds												
				fg-fga	pct	3fg-fga	pct	ft-fga	pct	off	def	tot	avg	pf	a	t/o	bk	stl	pts	avg		
ILLINOIS ST.	11/10/18 *	31	8-11	.727	0-0	.000	2-4	.500	1	6	7	7	0	2	3	1	5	0	18	18.0		
MIDDLE TENN.	11/12/1 *	31	8-15	.533	0-0	.000	2-3	.667	1	2	3	5	0	2	3	2	3	1	18	18.0		
at Lipscomb	11/15/18 *	30	7-9	.778	0-0	.000	2-2	1.000	1	8	9	6	3	2	3	4	5	1	16	17.3		
TREVECCA	11/20/1 *	11	7-8	.875	0-0	.000	2-2	1.000	3	3	6	6	0	1	0	1	0	0	16	17.0		
at Kennesaw State	11/24/18 *	24	6-10	.600	0-0	.000	1-1	1.000	3	5	8	6	6	1	4	5	3	0	13	16.2		
at Samford	11/29/1 *	15	3-6	.500	0-0	.000	0-0	.000	2	3	5	6	0	3	1	1	0	0	6	14.5		
at Greer Bay	12/1/18 *	30	7-10	.700	0-0	.000	5-5	1.000	3	5	8	6	6	2	5	1	1	2	19	15.1		
LIPSCOMB	12/4/18 *	33	9-18	.500	1-1	1.000	0-0	.000	1	10	11	7	1	2	2	3	4	1	15	15.6		
at UCLA	12/15/18 *	20	4-11	.364	0-1	.000	1-1	1.000	0	5	5	6	9	4	2	1	2	0	9	14.9		
WKU	12/19/1 *	21	1-6	.167	1-1	1.000	4-4	1.000	0	6	6	6	0	3	1	1	2	1	7	14.1		
at Purdue	12/29/18 *	29	6-13	.462	2-4	.500	0-0	.000	2	3	5	6	6	3	2	1	3	1	14	14.1		
JACKSONVILLE	01/03/1 *	31	4-11	.364	1-2	.500	0-0	.000	5	3	8	6	0	2	0	2	1	9	13.7			
TENNESSEE TECH	01/05/19 *	23	4-7	.571	0-1	.000	4-5	.800	0	3	3	6	5	2	1	3	1	12	13.5			
MOREHEAD ST.	01/10/1 *	31	8-11	.727	0-0	.000	4-5	.800	3	6	9	6	0	2	6	5	2	1	20	14.0		
EASTERN KY.	01/12/19 *	23	5-8	.625	0-1	.000	4-4	1.000	2	7	9	6	8	2	1	0	1	0	14	14.0		
at Jacksonville State	1/17/19 *	29	10-16	.625	0-1	.000	3-4	.750	1	4	5	6	7	1	1	1	1	0	23	14.6		
TENNESSEE STATE UNIV	01/19/19 *	31	8-9	.889	0-0	.000	7-9	.778	2	4	6	6	6	3	5	1	4	1	23	15.1		
at Murray St.	01/24/1 *	30	10-13	.769	0-1	.000	0-0	.000	0	4	4	6	0	4	6	1	3	0	20	15.3		
at Austin Peay	1/26/19 *	25	5-6	.833	0-0	.000	2-2	1.000	1	4	5	6	4	1	3	1	2	0	12	15.2		
SOUTHEAST MISSOURI	01/31/1 *	24	9-12	.750	0-0	.000	9-9	1.000	3	3	6	6	4	1	0	2	2	2	27	15.8		
UT MARTIN	02/02/19 *	26	7-11	.636	0-0	.000	2-2	1.000	2	8	10	6	6	1	4	2	1	0	16	15.8		
at Eastern Kentucky	02/07/1 *	26	6-13	.462	1-2	.500	0-0	.000	0	2	2	6	4	2	4	1	0	1	13	15.6		
at Morehead State	2/9/19 *	24	6-11	.545	0-0	.000	1-2	.500	1	6	7	6	4	1	4	1	3	0	13	15.5		
at Tennessee State	02/14/1 *	20	2-4	.500	0-0	.000	0-0	.000	1	2	3	6	0	2	1	1	2	0	4	15.0		
at Tennessee Tech	02/16/19 *	17	3-6	.500	1-1	1.000	1-2	.500	0	5	5	6	2	0	5	1	1	0	8	14.8		
EASTERN ILLINOIS	02/21/1 *	24	8-12	.667	0-1	.000	2-3	.667	1	4	5	6	0	3	0	3	0	2	16	14.9		
SIUE DOWNSVILLE	02/23/19 *	23	7-11	.636	0-0	.000	5-9	.556	0	5	5	6	1	1	3	2	0	2	19	15.0		
at UT Martin	02/28/1 *	17	9-10	.900	0-0	.000	1-2	.500	0	5	5	6	1	2	0	0	3	0	15	15.2		
at Southeast Missouri	03-02-19 *	30	5-10	.500	0-0	.000	0-3	.000	1	2	3	6	0	2	3	3	1	0	10	15.0		
vs Austin Peay	03/08/1 *	20	4-8	.500	0-1	.000	3-3	1.000	0	4	4	5	0	3	2	3	1	0	11	14.9		
Totals		30	749	186-306	.608	7-18	389	67-86	.779	40	137	177	59	59	80	48	65	17	446	14.9		

Games/played:30  
Minutes/gam:25.0  
Points/gam:4.9  
FGPct:60.8  
3FGPct:38.9  
FTPct:77.9

Rebounds/gam:9  
Assists/gam:7  
Turnovers/gam:6  
Assist/turnover ratio:1.7  
Steals/gam:6  
Blocks/gam:2

## Career-high (year)

Pts. 27 vs. SEMO (1/31/19)  
Rebs. 11 vs. Lipscomb (12/4/18)  
Asst. \*6 at Murray St (1/24/19)  
Blks. 5 at Lipscomb (11/15/18)  
Stls. \*2 vs. SIUE (2/23/19)  
FGs \*10 at Murray St (1/24/19)  
FGAs 18 vs. Lipscomb (12/4/18)  
3FGs 2 at Purdue (12/29/18)  
3FGA 4 at Purdue (12/29/18)  
FTs 9 vs. SEMO (1/31/19)  
FTAs \*9 vs. SIUE (2/23/19)  
Mins. 33 vs. Lipscomb (12/4/18)

\*Most recent performance listed

## Season-high

Same  
Same  
Same  
Same  
Same  
Same  
Same  
Same  
Same  
Same  
Same  
Same

## #35 Garrett Suedekum

Sophomore • 6-2 • 170 • Brentwood, Tenn. • Brentwood Academy

**2018-19:** Four points, five rebounds, two steals vs. Trevecca (11/20/18) ...

Two points vs. Middle Tennessee (11/12/18) ... Two assists at UT Martin (2/28/19) ... Assist vs. SEMO (1/31/19) ... On floor for final defensive possession at UCLA (12/15/18).

**2017-18:** Served as team manager.

2018-19 Belmont Men's Basketball  
Belmont Individual Game-by-Game (3/17/19)  
All games

#35 SUEDEKUM, Garrett

Opponent	Date	gs	min	Total		3-Pointers		Freethrows		Rebounds										
				fg-fga	pct	ft-fga	pct	ft-fga	pct	off	def	tot	avg	pf	a	t/o	bik	stl	pts	avg
MIDDLEBENN.	11/12/18	2	0-0	.000	0-0	.000	0-0	.000	0-0	0	0	0	0.0	0	0	0	0	0	0	0.0
TREVECCA	11/20/18	14	1-3	.333	1-2	.500	1-2	.500	0	5	5	2.1	2	1	1	1	2	4	2.0	
LIPSCOMBState	11/24/18	4	0-0	.000	0-0	.000	0-0	.000	0	1	1	2.0	0	2	0	0	0	0	1.3	
LIPSCOMB	12/4/18	2	0-0	.000	0-0	.000	0-0	.000	0	0	1	0.5	0	0	0	0	0	0	1.0	
atUCLA	12/15/18	0	0-0	.000	0-0	.000	0-0	.000	0	0	0	1.2	0	0	0	0	0	0	0.8	
MOREHEADST.	01/10/19	2	0-0	.000	0-0	.000	0-0	.000	0	1	1	1.2	1	1	0	1	0	0	0.7	
EASTERNKY.	01/12/19	1	0-0	.000	0-0	.000	0-0	.000	0	0	0	1.0	0	0	0	0	0	0	0.6	
atJacksonvilleState	1/17/19	0	0-0	.000	0-0	.000	0-0	.000	0	0	0	0.5	1	0	0	0	0	0	0.5	
TENNESSEESTATEUNIV	01/19/19	3	0-0	.000	0-0	.000	0-0	.000	0	0	0	0.8	3	0	0	0	0	1	0.4	
atAustinPeay	1/26/19	0	0-0	.000	0-0	.000	0-0	.000	0	0	0	0.7	0	0	0	0	0	0	0.4	
SOUTHEASTMISSOURI	01/31/19	6	0-1	.000	0-0	.000	0-0	.000	0	0	0	0.6	1	1	0	0	0	0	0.4	
UTMARTIN	02/02/19	2	0-1	.000	0-0	.000	0-0	.000	0	1	0	1.7	1	0	0	0	0	0	0.3	
atMoreheadState	2/9/19	0	0-0	.000	0-0	.000	0-0	.000	0	0	0	0.6	0	0	0	0	0	0	0.3	
EASTERNILLINOIS	02/21/19	3	0-1	.000	0-1	.000	0-0	.000	0	0	0	0.6	1	0	0	0	0	0	0.3	
SIUE DOWNSVILLE	02/23/19	1	0-0	.000	0-0	.000	0-0	.000	0	1	1	0.6	0	0	0	0	0	0	0.3	
atUTMartin	02/28/19	7	0-0	.000	0-0	.000	0-0	.000	0	0	0	0.6	1	2	0	0	0	0	0.3	
Totals		0	47	1-6	.167	1-3	.333	1-2	.500	1	8	9	0.6	11	4	4	1	3	4	0.3

Gamesplayed16	Rebounds/gam6
Minutes/gam29	Assists/gam0.3
Points/gam0.3	Turnovers/gam0.3
FGPct16.7	Assist/turnoveratio1.0
3FGPct33.3	Steals/gam0.2
FTPct50.0	Blocks/gam0.1

Games/played:16  
Minutes/gam:2.9  
Points/gam:0.3  
FGPct:16.7  
3FGPct:33.3  
FTPct:50.0

Rebounds/gam:6  
Assists/gam:3  
Turnovers/gam:3  
Assist/turnover ratio:1.0  
Steals/gam:2  
Blocks/gam:1

## Career-high (year)

Pts. 4 vs. Trevecca (11/20/18)  
Rebs. 5 vs. Trevecca (11/20/18)  
Asst. 2 at UT Martin (2/28/19)  
Blks. 1 vs. Trevecca (11/20/18)  
Stls. 2 vs. Trevecca (11/20/18)  
FGs 1 vs. Trevecca (11/20/18)  
FGAs 3 vs. Trevecca (11/20/18)  
3FGs 1 vs. Trevecca (11/20/18)  
3FGA 2 vs. Trevecca (11/20/18)  
FTs 1 vs. Trevecca (11/20/18)  
FTAs 2 vs. Trevecca (11/20/18)  
Mins. 14 vs. Trevecca (11/20/18)

\*Most recent performance listed

## Season-high

Same  
Same  
Same  
Same  
Same  
Same  
Same  
Same  
Same  
Same  
Same  
Same



BASKETBALL

**BELMONT**

GAME NOTES



GAME THIRTY TWO • TEMPLE • NCAA TOURNAMENT • MARCH 19, 2019

## #50 Seth Adelsperger

Junior • 6-11 • 230 • Peru, Ind. • Peru HS

**2018-19:** Career-high 14 points, five rebounds vs. SIUE (2/23/19) ... 13 points, five rebounds, two blocked shots at Kennesaw State (11/24/18) ... 12 points, five rebounds vs. TTU (1/5/19) ... 11 points at ECU (2/7/19) ... 10 points at TTU (2/16/19) ... Nine points, four rebounds vs. Trevecca (11/20/18) ... Seven points vs. WKU (12/19/18) ... Six points vs. SEMO (1/31/19) ... Five points, three rebounds at Samford (11/29/18) ... Four points, two rebounds at Murray State (1/24/19) ... Four points, two rebounds at Lipscomb (11/15/18) ... Five rebounds in eight minutes vs. ECU (1/12/19).

**2017-18:** NABC Honors Court ... OVC Commissioner's Honor Roll ... 30 game appearances, including 12 starts ... Seven points, five rebounds in OVC Championship game vs. Murray State (3/3/18) ... Majoring in Environmental Science.



2018-19 Belmont Men's Basketball  
Belmont Individual Game-by-Game (3/17/19)  
All games

#50 ADELSPERGER, Seth

Opponent	Date	gs	min	Total		3-Pointers		Freethrows		Rebounds					pf	a	t/o	blk	stl	pts	avg
				fg-fga	pct	3fg-fga	pct	ft-fga	pct	off	def	tot	avg								
ILLINOIS ST.	11/10/18	8	0-2	.000	0-0	.000	0-0	.000	3	1	4	4.0	0	0	0	0	0	0	0	0.0	
MIDDLEB'ENN.	11/12/1	5	0-0	.000	0-0	.000	2-2	1.00	0	1	1	2.3	3	1	0	0	1	2	1.0		
at Lipscomb	11/15/18	8	2-2	1.000	0-0	.000	0-0	.000	0	2	2	2.5	0	0	0	0	0	4	2.0		
TREVECCA	11/20/1	14	4-6	.667	0-0	.000	1-2	.500	1	3	4	2.8	0	0	0	0	0	9	3.8		
at Kennesaw State	11/24/18	15	4-4	1.000	0-0	.000	5-6	.833	2	3	5	3.2	2	0	0	2	0	13	5.6		
at Samford	11/29/1	20	2-2	1.00	0-0	.000	1-4	.250	1	2	3	3.2	1	0	0	1	0	5	5.5		
at Greer Bay	12/1/18	4	1-3	.333	0-0	.000	0-0	.000	2	0	2	3.0	0	0	0	1	0	2	5.0		
LIPSCOMB	12/4/18	7	2-3	.667	0-0	.000	0-0	.000	1	1	2	2.5	4	0	0	0	0	4	4.9		
at UCLA	12/15/18	12	0-2	.000	0-0	.000	1-2	.500	2	0	2	2.8	2	0	0	0	0	1	4.4		
WKU	12/19/1	19	3-3	1.00	0-0	.000	1-2	.500	0	1	1	2.6	4	0	0	0	0	7	4.7		
at Purdue	12/29/18	10	0-0	.000	0-0	.000	2-2	1.000	1	3	4	2.7	1	0	0	0	0	2	4.5		
JACKSONVILLE ST.	01/03/1	8	1-1	1.00	0-0	.000	0-0	.000	0	1	1	2.0	1	0	1	0	0	2	4.3		
TENNESSEE TECH	01/05/19	14	5-6	.833	0-0	.000	2-3	.667	4	1	5	2.8	3	0	1	0	0	12	4.8		
MOREHEAD ST.	01/10/1	5	1-1	1.00	0-0	.000	0-0	.000	1	0	1	2.0	2	0	0	0	0	2	4.6		
EASTERN KY.	01/12/19	8	0-0	.000	0-0	.000	2-2	1.000	0	5	5	2.8	2	0	0	0	0	2	4.5		
at Jacksonville State	1/17/19	15	1-1	1.000	0-0	.000	1-2	.500	2	1	3	2.0	1	0	1	1	0	3	4.4		
TENNESSEE STATE	01/19/19	6	1-2	.500	0-0	.000	1-3	.333	0	1	1	2.7	0	0	1	2	0	3	4.3		
at Murray St.	01/24/1	10	1-3	.333	0-0	.000	2-2	1.00	1	2	3	2.7	2	0	0	1	0	4	4.3		
at Austin Peay	1/26/19	16	0-0	.000	0-0	.000	0-3	.000	1	0	1	2.6	1	0	0	0	0	0	4.1		
SOUTHEAST MISSOURI ST.	01/31/1	13	3-4	.750	0-0	.000	0-0	.000	0	0	0	2.5	0	0	0	0	0	6	4.2		
UT MARTIN	02/02/19	13	0-0	.000	0-0	.000	2-2	1.000	1	0	1	2.4	1	0	0	0	0	2	4.0		
at Eastern Kentucky	02/07/1	14	5-7	.714	0-0	.000	1-2	.500	3	0	3	2.5	2	0	0	0	1	11	4.4		
at Morehead State	2/9/19	16	0-0	.000	0-0	.000	0-0	.000	1	1	2	2.4	1	2	0	1	0	0	4.2		
at Tennessee State	02/14/1	18	0-0	.000	0-0	.000	3-4	.750	2	2	4	2.5	2	0	0	0	0	3	4.1		
at Tennessee Tech	02/16/19	16	1-5	.200	0-0	.000	8-10	.800	3	0	3	2.5	3	1	0	0	1	10	4.4		
EASTERN ILLINOIS	02/21/1	6	1-1	1.00	0-0	.000	0-0	.000	1	1	2	2.0	0	1	0	0	0	2	4.3		
SIUE	02/23/19	16	6-7	.857	0-0	.000	2-3	.667	2	3	5	2.6	2	0	0	1	1	14	4.6		
at UTMartin	02/28/1	12	3-5	.600	0-0	.000	2-2	1.00	0	3	3	2.0	0	0	0	2	0	8	4.8		
at Southeast Missouri	03-02-19	10	2-2	1.00	0-0	.000	0-0	.000	0	0	0	2.5	1	0	0	1	0	4	4.7		
vs Austin Peay	03/08/1	20	2-2	1.00	0-0	.000	0-0	.000	2	1	3	2.5	1	0	0	0	0	4	4.7		
vs Murray St.	03/09/19*	22	2-2	1.000	0-0	.000	3-4	.750	0	2	2	2.5	4	0	1	0	0	7	4.8		
Totals		1	380	53-76	.697	0-0	.000	42-62	.677	37	41	78	2.5	46	5	5	13	4	141	4.8	

Games played: 31  
Minutes/game: 12.3  
Points/game: 4.8  
FG Pct: 69.7  
FT Pct: 67.7

Rebounds/game: 2.5  
Assists/game: 2  
Turnovers/game: 2  
Assist/turnover ratio: 1.0  
Steals/game: 1  
Blocks/game: 0.4

### Career-high (year)

Pts. 14 vs. SIUE (2/23/19)  
Rebs. 6 vs. Florida (11/21/16)  
Asst. 2 at Morehead State (2/9/19)  
Blks. \*2 at UT Martin (2/28/19)  
Stls. \*1 vs. SIUE (2/23/19)  
FGs 6 vs. SIUE (2/23/19)  
FGAs \*7 vs. SIUE (2/23/19)  
3FGs --  
3FGA --  
FTs 8 at TTU (2/16/19)  
FTAs 10 at TTU (2/16/19)  
Mins. 25 at TCU (11/29/17)

\*Most recent performance listed

### Season-high

Same  
\*5 vs. ECU (1/12/19)  
Same  
Same  
Same  
Same  
Same  
--  
--  
Same  
Same  
\*20 vs. Austin Peay (3/8/19)



## Rick Byrd

Head Coach • Tennessee, 1976 • 33rd season at Belmont

One of the most successful and respected coaches in the country, Head Coach Rick Byrd has been a model of consistency in leading Belmont's transition from an NAIA institution to a perennial headliner and championship program in NCAA Division I.

Under Byrd, Belmont has received postseason tournament invitations in 12 of the last 13 seasons, including seven automatic berths to the NCAA

Tournament.

All told, Belmont has won 17 conference championships (10 regular season, seven tournament) since 2006 - only Kansas and Gonzaga have won more over that span. Unquestionably, Byrd has built a program with staying power.

Belmont is one of only six NCAA Division I programs outside the Power 5 to post Top 100 RPIs eight consecutive seasons (BYU, Gonzaga, Saint Mary's (CA), San Diego State, Wichita State), posting National Top 25 poll votes seven of those campaigns.

Since 2003, the Bruins' 268 conference victories is second to Gonzaga for the most league wins in the nation over that span.

In addition, Belmont is one of only nine NCAA Division I programs to win 19 or more games 14 consecutive seasons, joining BYU, Duke, Gonzaga, Kansas, Louisville, Michigan State, North Carolina and San Diego State.

The Bruins have victories over the likes of North Carolina, UCLA, Stanford, Marquette, Georgia, Vanderbilt, Alabama, Cincinnati, Butler and Missouri, among others, to its credit.

Byrd ranks fifth among all active NCAA Division I head coaches - and 12th all-time - in career wins with 804, and stands first among all active non-Power 5 coaches.

His career conference winning percentage (.794) ranks second among all active NCAA Division I head coaches, behind only Mark Few of Gonzaga. Only three head coaches in the nation have been at their respective institutions longer than Byrd's 33 years of service at Belmont. Under Byrd's guidance, the Bruins have won 298 games and posted a remarkable 225-50 (.818) record in conference games over the past 13 years.

Moreover, Belmont is 218-46 (.826) over the last nine seasons in games outside the Power 5.

Byrd is first among all active NCAA Division I men's basketball head coaches (min. 10 years at school) when ranked by percentage of schools' all-time wins; having accounted for nearly two-thirds of the total victories in Belmont history.

But of even greater significance to Byrd, Belmont has established an unparalleled standard of academic achievement among NCAA Division I programs. Since 2001, Belmont leads the nation in Academic All-America selections (17) and is one of only three programs (along with Davidson and Holy Cross) to rank among the nation's best every year since inception of the Academic Progress Rate (APR).

Moreover, Belmont claimed the 'Academic National Championship' on InsiderHigherEd.com for the second time in three years and the Bruins joined Kansas and Texas as the only programs in the 2015 NCAA Men's Basketball Championship with perfect graduation rates and perfect APR scores. For 18 consecutive years, the Bruins have compiled a team G.P.A. of 3.0 or higher. During the Bruins' 11 year stay in the Atlantic Sun, Belmont paced the league with a whopping 97 players making the Atlantic Sun All-Academic honoree list - far and away the league standard.

The APR classified Belmont men's basketball as one of the premier academic programs in the country, having recorded a perfect 1000 APR score eight straight years (single-year score).

Byrd was a voter in the ESPN/USA Today Top 25 Coaches' Poll for the past decade, and is an outgoing member of the NCAA Men's Basketball Rules Committee, serving as committee chairman from 2013-15.

In 2012, Byrd received the NCAA Bob Frederick Award for his lifelong commitment to sportsmanship, ethical conduct, and fair play. Moreover, he received induction into the Tennessee Sports Hall of Fame and the Greater Knoxville Sports Hall of Fame.

### Rick Byrd - Career Record

#### Maryville College

Yrs.	Overall	Pct.	Conf.	Notes
78-79	8-16	.333	--	
79-80	15-11	.556	--	Most school wins in 31 years

#### Lincoln Memorial University

Yrs.	Overall	Pct.	Conf.	
83-84	22-10	.688	11-1	VSAC East Champions
84-85	26-9	.743	10-2	
85-86	21-9	.700	11-1	VSAC East Champions

#### Belmont University

Yrs.	Overall	Pct.	Conf.	
86-87	15-15	.500	7-9	
87-88	22-9	.710	15-1	TCAC Champions
88-89	25-10	.714	12-4	District 24 Champions, NAIA Tournament
89-90	28-7	.800	14-2	
90-91	23-9	.719	11-5	
91-92	22-10	.688	12-4	
92-93	30-6	.833	12-4	NAIA Sweet 16
93-94	30-7	.811	14-2	TCAC Champions, NAIA Quarterfinals
94-95	37-2	.949	18-0	TCAC Champions, NAIA Final Four
95-96	28-11	.718	13-5	NAIA Final Four
96-97	15-11	.556	--	
97-98	9-18	.333	--	
98-99	14-13	.519	--	
99-00	17-20	.259	--	
00-01	13-15	.464	--	
01-02	11-17	.393	8-12	
02-03	17-12	.586	12-4	A-Sun North Champions
03-04	21-9	.700	15-5	NIT, def. [22/23] Missouri
04-05	14-16	.467	12-8	
05-06	20-11	.645	15-5	NCAA, Atlantic Sun Champions
06-07	23-10	.697	14-4	NCAA, Atlantic Sun Champions
07-08	25-9	.735	14-2	NCAA, Atlantic Sun Champions
08-09	20-13	.606	14-6	CIT Second Round
09-10	19-12	.613	14-6	Atlantic Sun Champions
10-11	30-5	.857	19-1	NCAA, Atlantic Sun Champions
11-12	27-7	.794	16-2	NCAA, Atlantic Sun Champions
12-13	26-7	.788	14-2	NCAA, OVC Champions, No. 24 RPI
13-14	26-10	.722	14-2	NIT Elite 8, OVC Champions, Victory at [12/11] UNC
14-15	22-11	.667	11-5	NCAA, OVC Champions
15-16	20-12	.625	12-4	OVC Champions, Legends Classic Champions
16-17	23-7	.767	15-1	OVC Champions, def. Georgia NIT
17-18	24-8	.750	15-3	def. Vanderbilt, at MTSU
18-19	26-5	.839	16-2	NCAA, OVC Champions, def. UCLA
Career	804-400	.668	447-114	(.797)

1 - Missed game at Virginia (12/28/99), Casey Alexander served as head coach

2 - Missed game at Marshall (12/19/11), Brian Ayers served as head coach

### NOTABLE HONORS

- 2019 Naismith Memorial Basketball Hall of Fame Nominee
- 2013 Tennessee Sports Hall of Fame Inductee
- 2013, 2014, 2017, 2019 OVC Coach of the Year
- 2011, 2013, 2019 Hugh Durham National Coach of the Year Finalist
- 2012 NCAA Bob Frederick Sportsmanship Award
- 2012 Greater Knoxville Sports Hall of Fame Inductee
- 2011, 2012 NABC District 3 Coach of the Year
- 2011 Hugh Durham National Coach of the Year
- 2011 Clair Bee National Coach of the Year Finalist
- 2011 Jim Phelan National Coach of the Year Finalist
- 2008, 2011, 2013 Skip Prosser Man of the Year Award Finalist
- 2007 *CollegeInsider.com* National Coach of the Week
- 2004 NAIA Hall of Fame inductee
- 1996 Belmont Athletic Hall of Fame Inductee
- 1995 NAIA National Coach of the Year
- 1994 Dr. James Naismith National Sportsmanship Award
- 14-time District/Conference Coach of the Year
- Four-time Atlantic Sun Conference Coach of the Year
- Two-time TSWA Tennessee College Coach of the Year
- Chairman of NCAA Men's Basketball Rules Committee, 2013-15





GAME THIRTY TWO • TEMPLE • NCAA TOURNAMENT • MARCH 19, 2019



## Official Basketball Box Score – Game Totals – Final Statistics

Illinois St. vs Belmont  
11/10/18 7:00 pm at

Illinois St. 89 • 1-1

#	Player		Total		3 Ptr		Rebounds					PF	TP	A	TO	Bk	Stl	Min
			FG-FGA	FG-FGA	FT-FTA	Off	Def	Total										
01	Fayne, Phil	r	10-16	0-0	3-4	1	1	2	3	23	0	3	3	0	26			
02	Yarbrough, Milk	r	3-4	0-0	1-1	0	4	4	3	7	2	2	2	0	17			
03	Evans, Keyshawn		3-8	0-2	0	1	2	3	6	1	0	0	1	24				
05	Hein, Matt		2-8	1-5	0-0	0	3	3	4	5	4	1	0	1	22			
23	Tinsley, William	g	3-7	2-5	0-0	3	3	6	1	8	0	2	2	0	20			
00	Gassman, Isaac		3-5	2-3	0	1	2	3	2	8	2	0	0	0	27			
02	Copeland, Zach		4-10	4-7	2-2	0	4	4	1	14	5	1	0	0	26			
11	Jefferson, Josh		3-8	2-6	0-0	0	2	2	0	8	3	1	0	2	24			
13	Idowu, Rey		2-2	0-0	0-0	1	2	3	0	4	1	0	0	1	7			
22	Chastain, Matt		2-4	2-3	0-0	0	1	1	0	6	1	1	0	0	6			
	Team					1	1	2										
	Totals		35-72	13-31	6-7	8	25	33	17	89	19	11	7	5	199			
	FG % 1st Half:	18-34	52.9%	2nd half:	17-38	44.7%	Game:	35-72	48.6%									
	3FG % 1st Half:	7-14	50.0%	2nd half:	6-17	35.3%	Game:	13-31	41.9%									
	FT % 1st Half:	3-3	100.0%	2nd half:	3-4	75.0%	Game:	6-7	85.7%									

Belmont 100 • 1-0

		Total		3 Ptr	Rebounds											
#	Player	FG-FGA	FG-FGA	FT-FTA	Off	Def	Tot	TP	FP	TP	A	To	Bk	Sl	Min	
03	WINDLER, Dylan	r	7-13	2-7	4-5	1	5	6	1	20	4	3	0	2	36	
10	HOLLANDER, Caleb		8-15	4-9	1-2	1	5	6	1	21	2	0	0	0	27	
33	MUSZYNSKI, Nick	c	8-11	0-0	2-4	1	6	7	2	18	3	1	5	0	31	
12	MURPHY, Grayson	g	5-11	0-2	3-4	1	7	8	2	13	10	4	0	2	27	
11	MCCLEAN, Kevin	g	5-11	4-8	0-0	1	3	4	2	14	2	0	0	1	34	
05	KUNKEL, Adam		1-1	1-1	0-0	0	0	0	0	3	0	0	0	0	3	
14	HOPKINS, Nick		3-6	3-6	0-0	0	1	1	0	9	4	0	0	0	16	
20	PIERSON, Tate		0-0	0-0	0	0	1	1	0	0	0	0	0	0	2	
21	SABIN, Derek		0-0	0-0	0-0	0	0	0	0	0	0	1	0	0	1	
24	BENKERT, Michael		0-1	0-1	2-2	1	0	1	2	1	1	0	0	0	13	
50	ADELSPERGER, Seth		0-2	0-0	0-0	3	1	4	0	0	0	0	0	0	8	
Team						2	1	3			1					
Totals			37-71	14-34	12-17	11	30	41	9	100	26	11	5	5	198	
FG % 1st Half: 22-38		57.9%	2nd half: 15-33		45.5%	Game: 37-71		52.1%							Deadball	
3FG % 1st Half: 11-18		61.1%	2nd half: 3-16		18.8%	Game: 14-34		41.2%							Rebound	
FT % 1st Half: 7-9		77.8%	2nd half: 5-8		62.5%	Game: 12-17		70.6%							3	

Officials:  
Technical fouls: Illinois St.-None, Belmont-None  
Attendance: 3086



## Official Basketball Box Score – Game Totals – Final Statistics

Belmont vs Lipscomb  
11/15/18 6:30 pm at Nashville, Tenn. (Allen Arena)

Belmont 87 • 3-0

#	Player	Total		3-Ptr		Rebounds			PF	TP	A	TO	Bk	Sl	Min
		FG-FGA	FG-FGA	FT-FTA	Off	Def	Tot								
03	WINDLER, Dylan	r	3-5	0-1	0-0	0	3	3	3	6	2	1	1	2	17
10	HOLLANDER, Caleb	r	8-10	4-5	1-3	2	9	11	3	21	1	1	0	1	31
33	MUSZYNSKI, Nick	c	7-9	0-0	2-2	1	8	9	2	16	3	4	5	1	30
02	MURPHY, Grayson	g	6-16	1-5	4-7	0	5	5	3	17	6	6	0	0	36
11	MCCLAIN, Kevin	g	6-13	2-4	2-2	0	3	3	3	16	3	6	1	2	36
05	KUNKEL, Adam		0-0	0-0	0-0	0	0	0	3	0	2	1	0	0	12
14	HOPKINS, Nick		0-3	0-3	0-0	0	0	0	1	0	1	0	1	0	8
20	PIERSON, Tate		0-1	0-1	1-2	2	0	2	1	1	0	0	0	0	4
21	SABIN, Derek		0-0	0-0	0-0	0	1	1	0	0	0	0	0	0	1
24	BENKERT, Michael		2-3	2-3	0-0	0	0	0	4	6	1	1	0	0	17
50	ADELSPERGER, Seth		2-2	0-0	0-0	0	2	2	0	4	0	0	0	0	8
	Team					2	2	4			1				
	Totals		34-62	9-22	10-16	7	33	40	23	87	19	21	8	6	200
	FG % 1st Half: 16-30	53.3%	2nd half: 18-32	56.3%	Game: 24-62	54.8%	Deadball								
	3FG % 1st Half: 4-12	33.3%	2nd half: 5-10	50.0%	Game: 9-22	40.9%	Rebort								
	FT % 1st Half: 1-2	50.0%	2nd half: 9-14	64.3%	Game: 10-16	62.5%	3.1								

Lipscomb b 83 - 2-1

#	Player		Total		3-Ptr		Rebounds			FF	TP	A	TO	Bk	Sl	Min
			FG-FGA	FG-FGA	FT-FTA	Off	Def	Tot								
00	MAREBERRY, Rob	r	5-8	0-0	2-6	1	2	3	4	12	4	4	0	2	27	
22	PEPPER, Eli	r	2-5	0-0	0-0	1	4	5	2	4	0	2	1	1	23	
03	BUCKLAND, Michael	q	4-10	2-5	3-4	0	3	3	5	13	2	1	0	1	31	
21	COOPER, Kenny	g	6-11	0-2	6-7	0	4	4	2	18	5	3	0	3	36	
24	MATHEWS, Garrison	g	8-16	3-7	8-9	0	3	3	1	27	2	1	0	1	35	
01	JONES, Greg		0-3	0-1	0-0	0	1	1	0	0	0	1	0	0	12	
02	ASADULLAH, Ahsan		0-2	0-0	0-0	2	6	8	1	0	1	0	1	0	8	
05	MORAN, Nathan		1-2	1-2	0-0	0	1	1	3	3	2	2	1	1	14	
11	JONES, Alex		0-0	0-0	0-0	0	0	0	0	0	0	0	0	0	4	
12	ROSE, Matt		1-4	1-3	0-0	0	0	0	0	3	0	0	0	1	5	
15	FLEMING, Andrew		1-2	1-1	0-0	0	0	0	0	3	0	0	0	0	5	
	Team					0	0	0								
Totals			28-63	8-21	19-26	4	24	28	18	83	16	14	3	10	200	
FG % 1st Half: 14-37 37.8%			2nd half: 14-26 53.8%	Game: 28-63 44.4%		Deadball Rebound										
3FG % 1st Half: 3-13 23.1%			2nd half: 5-8 62.5%	Game: 8-21 38.1%												
FT % 1st Half: 3-4 75.0%			2nd half: 16-22 72.7%	Game: 19-26 73.1%												

Officials: Keith Patterson, Coy Gammon, Steve Divine  
Technical fouls: Belmont-TEAM, Lipscomb-None.  
Attendance: 2369



## Official Basketball Box Score – Game Totals – Final Statistics

Middle Tenn. vs Belmont  
11/12/18 7:00 pm at

Middle Tenn. 73 • 2-1

[illegible]

Belmont 92 • 2-0

		Total		3 Pts		Rebounds										
#	Player		FG-FGA	FG-FGA	FT-FTA	Off	Def	Tot	PF	TP	A	To	Bk	Sl	Min	
03	WINDLER, Dylan	r	12-20	2-5	8-12	3	8	11	2	34	0	4	1	1	34	
10	HOLLANDER, Caleb		3-5	2-3	0-0	1	4	5	3	8	1	0	0	1	24	
33	MUSZYNSKI, Nick	c	8-15	0-0	2-3	1	2	3	2	18	3	2	3	1	31	
02	MURPHY, Grayson	g	6-9	1-1	2-2	1	6	7	1	15	8	5	0	5	31	
11	MCCLAIN, Kevin	g	4-9	1-5	1-3	0	1	1	0	10	6	1	2	1	31	
06	MAVERNICK, Michael		0-0	0-0	0-0	0	0	0	1	0	0	0	0	0	7	
08	KUNKEL, Adam		0-1	0-1	0-0	0	0	0	2	0	1	0	0	0	10	
14	HOPKINS, Nick		0-1	0-1	0-0	0	1	1	1	0	0	0	0	0	7	
20	PIERSON, Tate		0-2	0-2	0-0	0	1	1	0	0	0	0	0	0	5	
21	SABIN, Derek		1-1	0-0	0-0	0	0	0	1	2	0	1	0	0	4	
24	BENKERT, Michael		1-2	0-1	1-2	0	1	1	0	3	1	0	0	0	15	
35	SUEDEKUM, Garrett		0-0	0-0	0-0	0	0	0	0	0	0	0	0	0	2	
50	ADELSPERGER, Seth		0-0	0-0	2-2	0	1	1	3	2	1	0	0	1	5	
Team						2	3	5								
Totals			35-65	6-19	16-24	8	28	36	16	92	21	13	6	10	200	
FG % 1st Half: 17-33			51.5%	2nd half: 18-32		56.3%	Game: 35-65		53.8%							Deadball Rebound %
3FG % 1st Half: 5-14			35.7%	2nd half: 1-5		20.0%	Game: 6-19		31.6%							3
FT % 1st Half: 7-10			70.0%	2nd half: 9-14		64.3%	Game: 16-24		66.7%							

Officials:  
Technical fouls: Middle Tenn.-None, Belmont-None  
Attendance: 2148



## Official Basketball Box Score – Game Totals – Final Statistics

Trevecca vs Belmont  
11/20/18 6:30 PM at Nashville, Tenn.

Trevecca 50 • 0-3

#	Player		Total		3-Ftr		Rebounds					A	T	Bk	Stl	Min
			FG-FGA	FG-FGA	FT-FTA	Off	Def	TP	FF	TP						
01	Gilbert,Jaquez		2-6	1-3	2-2	0	0	0	0	7	0	4	0	0	15	
03	Starling,Mani	g	2-7	0-1	4-4	0	5	5	1	8	2	3	0	1	26	
04	Harper,Nathan		2-6	2-5	0-0	0	5	5	3	6	1	1	0	0	23	
05	Herbert,CJ	g	0-4	0-3	0-0	0	2	2	1	0	3	0	0	0	14	
11	Willis,Austin		5-12	4-9	0-0	0	1	1	1	14	0	0	0	0	24	
12	Mollenbauer,Elijah		1-5	0-4	0-0	0	0	0	2	2	1	0	0	1	14	
13	Tharpe,Jaylon		1-3	1-3	0-0	0	0	0	1	3	0	4	0	1	11	
15	Wellborn,Tyler	g	0-1	0-0	0-0	1	1	2	3	0	0	2	0	1	12	
23	Cockrell,Caleb		0-3	0-2	0-0	1	0	1	1	0	0	1	0	0	11	
24	Ragsdale,Evan	g	2-6	1-5	0-0	0	3	3	1	5	0	2	0	0	23	
32	Smith,Reed	f	2-5	1-1	0-0	0	1	1	2	5	5	3	0	0	27	
	Team					1	2	3								
	Totals		17-58	10-36	6-6	3	20	23	16	50	12	20	0	4	200	
	FG % 1st Half:	7-29	24.1%	2nd half:	10-29	34.5%	Game:	17-58	29.3%						Deadball	
	3FG % 1st Half:	6-18	33.3%	2nd half:	4-16	22.2%	Game:	10-36	27.8%						Rebound	
	FT % 1st Half:	0-0	0.0%	2nd half:	6-6	100.0%	Game:	6-6	100.0%							

Belmont 104 - 4-0

#	Player	Total		3-Ptr		Rebounds				PF	TP	A	TO	Bk	Stl	Min
		FG-FGA	FG-FGA	FT-FTA	Off	Def	Off	Def								
00	MAVERNICK, Michael	1-1	0-0	0-0	0	0	0	3	2	2	1	0	2	10		
02	MURPHY, Grayson	1-2	0-1	0-0	0	3	3	0	2	7	0	0	0	15		
03	WINDLER, Dylan	4-7	3-5	1-2	1	6	7	1	12	3	2	0	0	23		
06	KUNKEL, Adam	3-8	1-5	1-2	0	3	3	0	8	4	2	1	3	23		
10	HOLLANDER, Caleb	3-4	1-2	0-0	0	4	4	0	7	1	1	0	0	12		
11	MCCLAIN, Kevin	4-8	2-5	0-0	1	0	1	0	10	1	1	0	5	15		
14	HOPKINS, Nick	4-9	4-8	4-4	0	4	4	1	16	2	1	0	0	20		
20	PIERSON, Tate	2-3	2-3	2-2	0	2	2	1	8	1	0	0	0	20		
21	SABIN, Derek	2-2	0-0	2-2	1	4	5	3	6	2	3	0	0	15		
24	BENIKERT, Michael	1-3	0-1	2-2	1	1	2	0	4	3	1	0	0	16		
26	SUZYSNSKI, Nick	7-8	0-0	2-2	3	3	6	0	16	1	0	1	0	11		
35	SUEDDECKM, Garrett	1-3	1-2	1-2	0	5	5	2	4	1	1	1	2	11		
50	ADELSPERGER, Seth	4-6	0-0	1-2	1	3	4	0	9	0	0	0	0	14		
Team					2	0	2									
Totals		37-64	14-32	16-20	10	38	48	11	104	28	13	3	12	200		
FG % 1st Half: 20-36		55.6%	2nd half: 17-28	60.7%	Game: 37-64		57.8%	Decker								
3FG % 1st Half: 9-20		45.0%	2nd half: 5-12	41.7%	Game: 14-32		43.8%	1								
FT % 1st Half: 4-5		80.0%	2nd half: 12-15	80.0%	Game: 16-20		80.0%	1								

Officials: John St. Clair, Brian Crocker, Gabe Tucker  
Technical fouls: Trevecca-None, Belmont-None.  
Attendance: 1517



## BASKETBALL

## BELMONT

## GAME NOTES



## GAME THIRTY TWO • TEMPLE • NCAA TOURNAMENT • MARCH 19, 2019



Official Basketball Box Score - Game Totals - Final Statistics  
Belmont vs Kennesaw State  
11/24/18 4:00 pm at Convocation Center

Belmont 91 • 5-0

#	Player		Total			3-Ptr			Rebounds			PF	TP	A	TO	Bk	Stl	Min
			FG-FGA	FG-FGA	FT-FTA	Off	Def	Tot	Off	Def	Tot							
02	MURPHY, Grayson	g	6-9	1-2	0-1	2	1	3	3	13	1	0	0	3	22			
03	WINDLER, Dylan	r	5-13	0-1	4-4	4	5	9	2	14	5	1	2	3	27			
05	KUNKEL, Adam		0-2	0-2	0-0	0	3	3	1	0	0	0	0	0	10			
10	HOLLANDER, Caleb	r	5-10	2-4	0-0	1	10	11	2	12	1	0	1	0	26			
11	MCCLAIN, Kevin	g	5-10	3-5	1-2	0	3	3	0	14	4	3	1	1	29			
14	HOPKINS, Nick		3-5	2-3	0-0	0	3	3	2	8	0	1	0	0	11			
20	PIERSON, Tate		0-2	0-1	0-0	1	1	2	1	0	0	0	0	0	15			
24	BENKERT, Michael		1-4	1-3	1-2	0	3	3	1	4	0	0	0	1	17			
33	MUSZYNSKI, Nick	c	6-10	0-0	1-1	3	5	8	1	13	4	5	3	0	24			
35	SUEDEKUM, Garrett		0-0	0-0	0-0	0	1	1	0	0	2	0	0	0	4			
50	ADELSPERGER, Seth		4-4	0-0	5-6	2	3	5	2	13	0	0	2	0	15			
Team						0	2	2										
Totals			35-69	9-21	12-16	13	40	53	15	91	15	12	9	8	200			
FG % 1st Half: 18-37			48.6%	2nd half: 17-32	53.1%	Game: 35-69			50.7%	Deadball			Rebound					
3FG % 1st Half: 2-6			33.3%	2nd half: 7-15	46.7%	Game: 9-21			42.9%									
FT % 1st Half: 7-9			77.8%	2nd half: 5-7	71.4%	Game: 12-16			75.0%									

Kennesaw State 53 • 1-6

#	Player		Total			3-Ptr			Rebounds			PF	TP	A	TO	Bk	Stl	Min
			FG-FGA	FG-FGA	FT-FTA	Off	Def	Tot	Off	Def	Tot							
00	PARKER, Bobby		1-2	0-1	0-0	0	5	5	0	2	0	0	0	0	12			
04	HOOKER, Tyler	g	12-26	1-4	5-6	1	4	5	1	30	2	1	0	2	37			
05	MBUYAMBA, Isaac	r	1-1	0-0	1-2	1	2	3	4	3	0	1	2	1	27			
11	CLARKE, Kyle	g	2-11	0-0	0-1	1	1	2	0	4	0	1	0	1	18			
12	KUERBAN, Adili		1-1	1-1	0-0	0	0	0	0	3	0	0	0	0	2			
13	WASHINGTON, C.J.		0-5	0-1	0-0	0	0	0	1	0	1	0	0	0	12			
15	OBENEKE, Ugo		2-7	0-0	0-2	1	1	2	2	4	1	0	0	0	28			
23	SPENCER, Antonio		0-0	0-0	0-0	0	0	0	0	0	1	0	1	1	9			
24	LOCKLEY, Bryson	r	1-4	0-0	2-5	2	6	8	3	4	0	1	1	1	29			
33	JANKOWICZ, Kosta	r	1-7	0-1	1-2	1	4	5	2	3	0	6	0	0	18			
45	AGOSTINI, Pietro		0-3	0-1	0-0	0	0	0	1	0	0	0	0	1	8			
Team						1	4	5										
Totals			21-67	2-9	9-18	8	27	35	14	53	5	11	4	7	200			
FG % 1st Half: 13-30			43.3%	2nd half: 8-37	21.6%	Game: 21-67			31.3%	Deadball			Rebound					
3FG % 1st Half: 1-3			33.3%	2nd half: 1-6	16.7%	Game: 2-9			22.2%									
FT % 1st Half: 4-9			44.4%	2nd half: 5-9	55.6%	Game: 9-18			50.0%									

Officials: Jason Baker, Eric Mims, Christopher Ford  
Technical fouls: Belmont-None, Kennesaw State-None.  
Attendance: 602



Official Basketball Box Score - Game Totals - Final Statistics  
Belmont vs Green Bay  
12/1/18 1:00 PM at Green Bay, Wis. (Resch Center)

Belmont 92 • 6-1

#	Player		Total			3-Ptr			Rebounds			PF	TP	A	TO	Bk	Stl	Min
			FG-FGA	FG-FGA	FT-FTA	Off	Def	Tot	Off	Def	Tot							
10	HOLLANDER, Caleb	r	4-13	1-6	0-0	1	8	9	3	9	1	0	1	3	27			
33	MUSZYNSKI, Nick	c	7-10	0-0	5-5	3	5	8	2	19	5	1	1	2	30			
02	MURPHY, Grayson	g	6-13	0-3	0-0	1	2	3	12	10	3	0	2	0	30			
03	WINDLER, Dylan	g	12-24	4-11	3-3	4	8	12	3	31	1	3	1	2	35			
11	MCCLAIN, Kevin	g	5-13	0-4	3-6	2	4	6	5	13	0	2	0	0	37			
14	HOPKINS, Nick		1-5	0-4	0-0	0	0	0	1	2	1	1	0	1	15			
20	PIERSON, Tate		0-0	0-0	0-0	0	0	0	1	0	0	0	0	0	1			
24	SABIN, Derek		0-0	0-0	1-2	1	2	3	0	1	0	0	0	0	4			
21	BENKERT, Michael		1-3	1-3	0-0	2	0	2	2	3	0	2	0	0	17			
50	ADELSPERGER, Seth		1-3	0-0	0-0	2	0	2	0	2	0	0	1	0	4			
Team						2	0	2										
Totals			37-84	6-31	12-16	18	27	45	20	92	18	12	4	10	200			
FG % 1st Half: 21-41			51.2%	2nd half: 16-43	37.2%	Game: 37-84			44.0%	Deadball			Rebound					
3FG % 1st Half: 4-13			30.8%	2nd half: 2-18	11.1%	Game: 6-31			19.4%									
FT % 1st Half: 3-3			100.0%	2nd half: 9-13	69.2%	Game: 12-16			75.0%									

Green Bay 100 • 5-3

#	Player		Total			3-Ptr			Rebounds			PF	TP	A	TO	Bk	Stl	Min
			FG-FGA	FG-FGA	FT-FTA	Off	Def	Tot	Off	Def	Tot							
10	HEMPHILL, ShanQuan	r	7-11	0-0	3-6	1	2	3	2	17	2	2	1	3	32			
15	PATTERSON, Manny	r	1-4	0-0	1-2	3	8	11	3	3	3	1	0	0	22			
02	PIPES, PJ	g	4-7	1-2	6-7	0	3	3	2	15	3	1	0	0	21			
11	McCLOUD, JayQuan	g	7-15	2-7	5-6	0	3	3	1	21	0	1	0	1	29			
24	SMITH, Jeyon	g	0-2	0-1	0-0	1	1	2	0	0	0	1	0	0	5			
00	PARHAM, TJ		1-1	1-1	0-0	0	1	1	0	3	0	0	0	0	6			
01	COHEN III, Sandy		3-6	2-3	6-6	0	7	7	2	14	8	3	3	1	31			
12	McNAR, Josh		1-4	0-0	0-0	0	2	2	1	2	1	0	0	0	8			
13	BELL, Trevian		6-10	2-3	0-0	2	0	2	2	14	0	1	1	0	16			
21	HANKERSON, Kameron		4-7	3-6	0-0	0	1	1	1	11	1	1	0	0	20			
30	CRIST, Hunter		0-0	0-0	0-0	0	1	1	2	0	2	0	0	0	10			
Team						3	3	6										
Totals			34-67	11-23	21-27	10	32	42	16	100	20	13	6	5	200			
FG % 1st Half: 19-38			50.0%	2nd half: 15-29	51.7%	Game: 34-67			50.7%	Deadball			Rebound					
3FG % 1st Half: 6-12			50.0%	2nd half: 5-11	45.5%	Game: 11-23			47.8%									
FT % 1st Half: 2-2			100.0%	2nd half: 19-25	76.0%	Game: 21-27			77.8%									

Officials: Steve Honacki, Rob Shedd, Luke Schurmer  
Technical fouls: Belmont-None, Green Bay-None.  
Attendance: 2125



Official Basketball Box Score - Game Totals - Final Statistics  
Belmont vs Samford  
11/29/18 6:30 p.m. at Birmingham, Ala.

Belmont 99 • 6-0

#	Player		Total			3-Ptr			Rebounds			PF	TP	A	TO	Bk	Stl	Min
			FG-FGA	FG-FGA	FT-FTA	Off	Def	Tot	Off	Def	Tot							
10	HOLLANDER, Caleb	r	8-15	0-4	0-0	2	6	8	4	16	0	1	0	4	28			
33	MUSZYNSKI, Nick	c	3-6	0-0	0-0	2	3	5	3	6	1	1	0	0	15			
02	MURPHY, Grayson	g	2-10	0-2	0-0	2	7	9	3	4	8	3	0	1	35			
03	WINDLER, Dylan		11-20	3-7	6-9	4	7	11	3	31	0	3	2	3	42			
11	MCCLAIN, Kevin	g	3-13	2-8	3-6	1	5	6	1	11	5	2	0	0	30			
14	HOPKINS, Nick		6-8	6-8	3-4	0	1	1	2	21	3	0	0	2	20			
20	PIERSON, Tate		0-1	0-1	0-0	2	0	0	0	0	1	0	0	0	4			
24	BENKERT, Michael		1-5	1-3	2-2	0	0	0	3	5	3	0	0	0	31			
50	AEDLSPERGER, Seth		2-2	0-0	1-4	1	2	3	1	5	0	0	1	0	20			
	Team					4	2	6					1					
Totals			36-80	12-33	15-26	18	33	51	20	99	21	11	3	10	225			
FG % 1st Half: 15-36			41.7%	2nd half: 14-32	43.8%	OT: 7-12	58.3%			Game: 36-80	45.0%			DeAndre				
3FG % 1st Half: 6-15			40.0%	2nd half: 5-15	33.3%	OT: 1-3	33.3%			Game: 12-33	36.4%			Rebound				
FT % 1st Half: 7-9			77.8%	2nd half: 6-13	46.2%	OT: 2-4	50.0%			Game: 15-26	57.7%							



## BASKETBALL

## BELMONT

## GAME NOTES



## GAME THIRTY TWO • TEMPLE • NCAA TOURNAMENT • MARCH 19, 2019



Official Basketball Box Score - Game Totals - Final Statistics  
Belmont vs UCLA  
12/15/18 2:00 p.m. at Los Angeles, Calif. (Pauley Pavilion)

Belmont 74 • 8-1

#	Player		Total		3-Ptr		Rebounds			PF	TP	A	TO	Bk	Stl	Min
			FG-FGA	FT-FTA	FG-FGA	FT-FTA	Off	Def	Tot							
03	WINDLER, Dylan	r	4-14	1-6	3-4	4	11	15	5	12	3	3	0	2	37	
10	HOLLANDER, Caleb	r	1-10	1-7	3-4	3	4	7	3	6	1	2	1	1	24	
33	MUSZYNSKI, Nick	c	4-11	0-1	1-1	0	5	5	4	9	2	1	2	0	20	
02	MURPHY, Grayson	g	5-9	2-3	0-0	0	5	5	1	12	7	1	0	0	33	
11	MCCLAIN, Kevin	g	8-11	3-5	1-3	2	4	6	3	20	6	3	0	2	37	
05	KUNKEL, Adam		0-0	0-0	0-0	0	0	0	0	0	0	0	0	0	3	
14	HOPKINS, Nick		2-6	2-6	0-0	0	1	1	0	6	0	0	0	0	7	
24	BENKERT, Michael		3-5	2-4	0-0	0	0	0	2	8	0	1	0	1	27	
35	SUDEKUM, Garrett		0-0	0-0	0-0	0	0	0	0	0	0	0	0	0	0+	
50	ADELSPERGER, Seth		0-2	0-0	1-2	2	0	2	2	1	0	0	0	0	12	
Team						1	2	3								
Totals			27-68	11-32	9-14	12	32	44	20	74	19	11	3	6	200	
FG % 1st Half: 15-35			42.9%	2nd half: 12-33	36.4%	Game: 27-68			39.7%	Deadball Rebound: 2						
3FG % 1st Half: 8-17			47.1%	2nd half: 3-15	20.0%	Game: 11-32			34.4%							
FT % 1st Half: 2-4			50.0%	2nd half: 7-10	70.0%	Game: 9-14			64.3%							

UCLA 72 • 7-3

#	Player	Total		3-Ptr	Rebounds			PF	TP	A	TO	Bk	Stl	Min	
		FG-FGA	FG-FGA	FT-FTA	Off	Def	Tot								
02	Riley, Cody	r	4-8	1-1	1-6	1	2	3	4	10	0	2	1	22	
01	Brown, Moses	c	2-2	0-0	2-4	3	6	9	1	6	0	2	3	0	18
04	Hands, Jaylen	g	5-13	1-6	1-1	1	7	8	0	12	7	2	0	1	36
13	Wilkes, Kris	g	8-16	2-8	2-5	0	5	5	3	20	0	0	0	2	34
23	Ali, Prince	g	2-8	2-4	4-4	2	1	3	1	10	1	3	0	2	29
03	Bernard, Jules		2-4	0-2	0-0	0	2	2	2	4	2	2	0	0	12
05	Smith, Chris		2-7	1-4	0-2	0	4	4	3	5	0	0	1	0	23
24	Hill, Jalen		0-0	0-0	2-6	5	2	7	0	2	2	2	0	0	17
34	Singleton, David		1-3	1-3	0-0	0	1	1	1	3	0	0	0	0	9
Team						0	2	2							
Totals			26-61	8-28	12-28	12	32	44	15	72	12	13	5	5	200
FG % 1st Half: 18-38		47.4%	2nd half: 8-23	34.8%	Game: 26-61	42.6%	Deadball Rebound: 7								
3FG % 1st Half: 4-15		26.7%	2nd half: 4-13	30.8%	Game: 8-28	28.6%									
FT % 1st Half: 3-4		75.0%	2nd half: 9-24	37.5%	Game: 12-28	42.9%									

Officials: Kelly Pfeiffer, Jim Schipper, Eric Curry  
Technical fouls: Belmont-None. UCLA-None.  
Attendance: 8037



Official Basketball Box Score - Game Totals - Final Statistics  
Belmont vs Purdue  
12/29/18 4:30 pm at

Belmont 62 • 9-2

#	Player		Total		3-Ptr		Rebounds					PF	TP	A	TO	Bk	Stl	Min
			FG-FGA	FT-FTA	FG-FGA	FT-FTA	Off	Def	Tot									
03	WINDLER, Dylan	r	3-12	1-8	0-0	2	9	11	2	7	3	3	0	2	3	0	35	
33	MUSZYNSKI, Nick	c	6-13	2-4	0-0	2	3	5	3	14	2	1	3	1	2	1	29	
02	MURPHY, Grayson	g	3-9	0-3	0-0	0	2	2	4	6	4	2	0	3	2	0	28	
11	MCCLAIN, Kevin	g	8-18	4-9	1-2	0	1	1	2	21	2	2	0	2	2	0	37	
24	BENKERT, Michael	g	1-7	1-7	0-0	2	2	4	3	3	0	0	0	0	0	0	31	
05	KUNKEL, Adam		0-0	0-0	0-0	0	0	0	0	0	0	0	0	0	0	0	2	
14	HOPKINS, Nick		2-4	2-4	0-0	0	0	0	3	6	0	1	0	0	0	0	14	
20	PIERSON, Tate		1-3	1-3	0-0	1	1	2	0	3	1	0	0	0	0	0	14	
50	ADELSPERGER, Seth		0-0	0-0	2-2	1	3	4	1	2	0	0	0	0	0	0	10	
Team						0	1	1										
Totals				24-66	11-38	3-4	8	22	30	18	62	12	9	3	8	2	200	
FG % 1st Half: 9-30			30.0%	2nd half: 15-36		41.7%	Game: 24-66		36.4%									Deadball
3FG % 1st Half: 4-17			23.5%	2nd half: 7-21		33.3%	Game: 11-38		28.9%									Rebound
FT % 1st Half: 2-2			100.0%	2nd half: 1-2		50.0%	Game: 3-4		75.0%									2.2

Purdue 73 • 8-5

#	Player		Total		3-Ptr		Rebounds			PF	TP	A	TO	Bk	Stl	Min
			FG-FGA	FG-FGA	FT-FTA	Off	Def	Tot								
12	Evan Boudreaux	r	1-3	0-0	0-0	0	0	0	0	2	0	0	0	0	0	6
24	Grady Ebert	r	0-1	0-1	1-2	1	8	9	0	1	1	1	0	1	1	25
03	Carson Edwards	g	9-21	3-8	3-4	0	5	5	2	24	0	2	0	3	34	34
14	Ryan Cline	g	1-8	0-5	1-2	0	4	4	0	3	3	2	0	0	0	34
20	Noel Eastern	q	1-4	0-0	6-7	2	0	2	2	8	2	2	0	1	27	27
01	Aaron Wheeler		2-4	1-2	1-1	2	1	3	2	6	1	0	1	0	15	15
02	Eric Hunter Jr.		2-3	1-2	2-2	2	3	5	0	7	0	1	0	0	13	13
32	Matt Haarms		4-5	0-1	4-6	1	7	8	3	12	0	1	3	0	27	27
50	Trevon Williams		2-3	0-0	0-0	1	2	3	1	4	1	1	1	0	7	7
55	Sasha Stefanovic		2-3	2-3	0-0	0	1	1	0	6	1	0	0	0	12	12
Team						0	0	0								
Totals			24-55	7-22	18-24	9	31	40	10	73	9	10	5	5	5	200
FG % 1st Half: 15-29			51.7%	2nd half: 9-26	34.6%	Game: 24-55			43.6%	Deadball Rebound: 4.2						
3FG % 1st Half: 5-13			38.5%	2nd half: 2-9	22.2%	Game: 7-22			31.8%							
FT % 1st Half: 5-7			71.4%	2nd half: 13-17	76.5%	Game: 18-24			75.0%							

Officials: Edwin Young, Kelly Pfeiffer, Bo Boroski  
Technical fouls: Belmont-None. Purdue-None.  
Attendance: 14804



Official Basketball Box Score - Game Totals - Final Statistics  
WKU vs Belmont  
12/19/18 6:30pm at Nashville, Tenn. (Curb Event Center)

WKU 74 • 5-6

#	Player		Total		3-Ptr		Rebounds			PF	TP	A	TO	Bk	Stl	Min
			FG-FGA	FT-FTA	FG-FGA	FT-FTA	Off	Def	Tot							
02	Savage, Jared	r	2-10	2-6	2-2	0	6	6	3	8	1	2	2	2	36	
14	NELSON, Marek	r	0-2	0-0	2-2	0	1	1	0	2	1	0	1	1	10	
23	BASSEE, Charles	c	6-8	0-0	4-4	3	7	10	3	16	2	5	1	0	32	
01	BEARDEN, Lamonte	g	3-6	0-1	5-6	0	1	1	1	11	1	2	0	3	24	
11	HOLLINGSWORTH, T.	g	2-12	0-5	0-0	1	3	4	3	4	2	3	0	1	39	
00	SMITH, Tolu		3-4	0-0	0-0	2	1	3	0	6	1	0	0	0	12	
04	ANDERSON, Josh		7-10	0-0	2-2	1	5	6	2	16	2	2	1	1	30	
20	BANTON, Dalano		3-7	1-3	4-4	1	6	7	1	11	1	2	0	1	17	
Team						0	2	2								
Totals			26-59	3-15	19-20	8	32	40	13	74	11	16	5	9	200	
FG % 1st Half: 12-34			35.3%	2nd half: 14-25	56.0%	Game: 26-59		44.1%	Deadball Rebound: 0							
3FG % 1st Half: 1-8			12.5%	2nd half: 2-7	28.6%	Game: 3-15		20.0%								
FT % 1st Half: 3-4			75.0%	2nd half: 16-16	100.0%	Game: 19-20		95.0%								

Belmont 80 • 9-1

#	Player	Total		3-Ptr	Rebounds			PF	TP	A	TO	Bk	Stl	Min	
		FG-FGA	FG-FGA	FT-FTA	Off	Def	Tot								
10	HOLLANDER, Caleb	r	3-5	1-2	0-0	1	6	7	0	7	2	1	0	19	
33	MUSZYNSKI, Nick	c	1-6	1-1	4-4	0	6	6	3	7	1	1	2	21	
02	MURPHY, Grayson	g	7-17	5-8	1-3	0	2	2	1	20	4	3	0	36	
03	WINDLER, Dylan	g	9-16	2-6	0-0	1	10	11	3	20	2	4	1	2	39
11	MCCLAIN, Kevin	g	4-10	1-5	3-3	0	0	0	0	12	8	3	0	4	36
14	HOPKINS, Nick		0-2	0-2	0-0	0	0	0	0	0	1	0	0	0	2
20	PIERSON, Tate		2-3	0-0	0-0	0	1	1	0	4	1	0	0	0	10
24	BENKERT, Michael		1-1	1-1	0-0	0	0	0	4	3	1	0	0	0	18
50	ADELSPERGER, Seth		3-3	0-0	1-2	0	1	1	4	7	0	0	0	0	19
Team						2	0	2							
Totals			30-63	11-25	9-12	4	26	30	15	80	20	12	3	11	200
FG % 1st Half: 17-33		51.5%	2nd half: 13-30	43.3%	Game: 30-63	47.8%	Deadball Rebound: 0								
3FG % 1st Half: 7-14		50.0%	2nd half: 4-11	36.4%	Game: 11-25	44.0%									
FT % 1st Half: 1-2		50.0%	2nd half: 8-10	80.0%	Game: 9-12	75.0%									

Officials: Tim Gatis, Bret Smith, Kevin Mathis  
Technical fouls: WKU-None. Belmont-None.  
Attendance: 4124







## BASKETBALL

## BELMONT

## GAME NOTES



## GAME THIRTY TWO • TEMPLE • NCAA TOURNAMENT • MARCH 19, 2019



Official Basketball Box Score - Game Totals - Final Statistics  
Tennessee Tech vs Belmont  
01/05/19 5:00pm at Nashville, Tenn. (Curb Event Center)

Tennessee Tech 67 • 5-10, 1-1 OVC

#	Player	Total		3-Ptr		Rebounds			PF	TP	A	TO	Bk	Stl	Min
		FG-FGA	FG-FGA	FT-FTA	FT-FTA	Off	Def	Tot							
22	ALEXANDER, Courtney	r	4-5	0-0	3-8	3	5	8	4	11	1	1	2	2	26
25	MARTIN, Malik	r	7-12	1-4	2-2	2	4	6	2	17	0	2	0	0	32
11	HENRY, Micah	c	2-4	0-1	6-13	2	1	3	3	10	0	3	1	1	25
04	CLAY, Jr.	c	4-11	0-1	4-6	1	1	2	1	12	3	3	0	2	36
20	WICK, Hunter	g	1-5	0-3	1-2	1	3	4	3	3	2	1	0	0	31
02	SHERFIELD, Jared		1-2	1-2	0-0	0	0	0	0	3	0	0	0	0	7
03	TILLERY, Corey		0-3	0-3	0-0	0	2	2	0	0	0	0	0	0	19
05	VASSAR, Johnnie		2-3	1-1	1-2	0	1	1	1	6	1	2	0	0	9
24	GOLDAY, Garrett		2-4	0-2	1-1	0	2	2	4	5	0	0	0	0	15
Team						1	2	3							
Totals			23-49	3-17	18-34	10	21	31	18	67	7	12	3	5	200

FG % 1st Half: 11-25 44.0% 2nd half: 12-24 50.0% Game: 23-49 46.9%  
3FG % 1st Half: 3-9 33.3% 2nd half: 0-8 0.0% Game: 3-17 17.6%  
FT % 1st Half: 7-14 50.0% 2nd half: 11-20 55.0% Game: 18-34 52.9%

Deadball  
Rebound 9

Belmont 79 • 10-3, 1-1 OVC

#	Player	Total		3-Ptr		Rebounds			PF	TP	A	TO	Bk	Stl	Min
		FG-FGA	FG-FGA	FT-FTA	FT-FTA	Off	Def	Tot							
10	HOLLANDER, Caleb	r	1-3	0-1	0-1	2	1	3	3	2	2	1	0	0	11
33	MUSZYNSKI, Nick	c	4-7	0-1	4-5	0	3	3	5	12	2	1	3	1	23
02	MURPHY, Grayson	g	3-4	0-0	0-0	0	1	1	5	6	5	3	0	1	23
03	WINDLER, Dylan	g	8-14	2-4	5-6	5	4	9	2	23	1	1	0	2	29
11	MCCLEIN, Kevin	g	3-11	2-7	1-3	0	7	7	1	9	4	2	0	1	37
04	KUNKEL, Adam		2-7	1-4	0-0	0	2	2	1	5	0	0	0	0	12
15	HOPKINS, Nick		2-5	1-4	0-0	0	3	3	1	5	3	1	0	0	18
20	PIERSON, Tate		0-0	0-0	0-0	0	0	0	0	0	0	0	0	0	6
21	SABIN, Derek		0-0	0-0	0-0	0	0	0	0	0	0	0	0	0	2
24	BENKERT, Michael		1-2	1-2	2-2	0	1	1	3	5	0	0	0	0	25
50	ADELSPERGER, Seth		5-6	0-0	2-3	4	1	5	3	12	0	1	0	0	14
Team						2	0	2							
Totals			29-59	7-23	14-20	13	23	36	24	79	17	11	3	6	200

FG % 1st Half: 15-32 46.9% 2nd half: 14-27 51.9% Game: 29-59 49.2%  
3FG % 1st Half: 5-15 33.3% 2nd half: 2-8 25.0% Game: 7-23 30.4%  
FT % 1st Half: 7-11 63.6% 2nd half: 7-9 77.8% Game: 14-20 70.0%

Deadball  
Rebound 2

Officials: Brett Miles, Rusty Phillips, Jeremy Trussell  
Technical fouls: Tennessee Tech-ALEXANDER, Courtney; Belmont-WINDLER, Dylan.  
Attendance: 2385



Official Basketball Box Score - Game Totals - Final Statistics  
Eastern Ky. vs Belmont  
01/12/19 5:00pm at Nashville, Tenn. (Curb Event Center)

Eastern Ky. 93 • 7-10, 0-4 OVC

#	Player	Total		3-Ptr		Rebounds			PF	TP	A	TO	Bk	Stl	Min
		FG-FGA	FG-FGA	FT-FTA	FT-FTA	Off	Def	Tot							
10	MAYO, Nick	r	10-18	3-8	3-4	0	5	5	5	26	3	2	1	1	35
12	KING, Tre	r	3-5	0-1	2-2	1	0	1	3	8	2	2	1	1	18
00	WEAVER, Djuanta	g	4-12	4-10	3-6	0	4	4	4	15	2	2	0	3	31
11	BROWN, Jomaru	g	6-11	3-4	2-4	1	3	4	3	17	1	2	0	0	26
22	ROBINSON, Kelvin	g	0-4	0-1	0-0	0	3	3	6	4	0	6	1	0	2
02	OAKLEY, Jordan		1-2	0-0	0-0	0	0	0	0	2	0	1	0	0	3
03	BROUGHTON, Peyton		2-6	0-4	0-1	0	0	0	3	4	1	0	0	2	19
14	KING, Houston		4-7	3-4	2-2	0	1	1	1	13	1	0	0	0	16
21	ANDERSON, Lachlan		1-2	0-0	0-0	0	0	0	1	2	0	0	0	0	5
23	CARMICAL, Cameron		2-3	1-2	0-0	0	2	2	2	5	3	0	0	1	23
32	BRADSHAW, Pedro		0-3	0-1	1-2	1	3	4	1	1	0	1	0	0	6
Team						0	0	0							
Totals			33-73	14-35	13-21	6	21	27	27	93	19	11	2	10	200

FG % 1st Half: 18-37 48.6% 2nd half: 15-36 41.7% Game: 33-73 45.2%  
3FG % 1st Half: 8-17 47.1% 2nd half: 6-18 33.3% Game: 14-35 40.0%  
FT % 1st Half: 2-4 50.0% 2nd half: 11-17 64.7% Game: 13-21 61.9%

Deadball  
Rebound 2

Belmont 109 • 12-3, 3-1 OVC

#	Player	Total		3-Ptr		Rebounds			PF	TP	A	TO	Bk	Stl	Min
		FG-FGA	FG-FGA	FT-FTA	FT-FTA	Off	Def	Tot							
10	HOLLANDER, Caleb	r	2-6	1-2	0-0	3	1	4	1	5	0	1	1	0	10
33	MUSZYNSKI, Nick	c	5-8	0-1	4-4	2	7	9	2	14	1	0	1	0	23
02	MURPHY, Grayson	g	7-8	1-2	3-5	1	6	7	1	18	5	0	5	2	28
03	WINDLER, Dylan	g	7-12	4-7	5-6	0	10	10	4	23	4	3	0	2	26
11	MCCLEIN, Kevin	g	7-15	2-5	12-15	0	5	5	3	28	6	0	0	0	35
00	MAYERNIK, Michael		0-1	0-0	0-0	0	0	0	1	0	0	0	0	0	1
05	KUNKEL, Adam		1-2	1-2	3-3	0	0	0	1	6	0	1	0	2	17
14	HOPKINS, Nick		3-3	2-2	1-1	0	3	3	1	9	3	1	0	0	15
20	PIERSON, Tate		0-1	0-0	2-4	1	0	1	0	2	0	0	0	0	6
21	SABIN, Derek		0-0	0-0	0-0	0	0	0	0	0	0	0	0	0	1
24	BENKERT, Michael		1-3	0-2	0-0	0	2	2	2	1	1	0	0	0	29
35	SUEDEKUM, Garrett		0-0	0-0	0-0	0	0	0	0	0	0	0	0	0	1
50	ADELSPERGER, Seth		0-0	0-0	2-2	0	5	5	2	2	0	0	0	0	8
Team						1	1	2							
Totals			33-59	11-23	32-40	8	40	48	18	109	20	18	2	6	200

FG % 1st Half: 22-34 64.7% 2nd half: 11-25 44.0% Game: 33-59 55.9%  
3FG % 1st Half: 8-15 53.3% 2nd half: 3-8 37.5% Game: 11-23 47.8%  
FT % 1st Half: 12-14 85.7% 2nd half: 20-26 76.9% Game: 32-40 80.0%

Deadball  
Rebound 5

Officials: Greg Renniegarbe, Ford Branch Jr., Shane Staggs  
Technical fouls: Eastern Ky.-None; Belmont-None.  
Attendance: 2282



Official Basketball Box Score - Game Totals - Final Statistics  
Morehead St. vs Belmont  
01/10/19 6:30pm at Nashville, Tenn. (Curb Event Center)

Morehead St. 60 • 4-12, 0-3 OVC

#	Player	Total		3-Ptr		Rebounds			PF	TP	A	TO	Bk	Stl	Min
		FG-FGA	FG-FGA	FT-FTA	FT-FTA	Off	Def	Tot							
12	GREEN, Malek	r	3-6	0-0	0-0	1	2	3	6	0	2	0	0	1	23
13	HARRIS, Lamontay	r	4-10	1-4	4-5	4	0	4	4	13	0	5	0	1	24
00	HICKS, A.J.	g	4-10	1-2	1-1	0	4	4	2	10	3	2	0	1	21
01	COOPER, De'von	g	2-5	2-5	4-5	0	2	2	2	10	2	0	0	1	27
02	WALKER, Jordan	g	2-13	1-5	4-6	0	2	2	0	9	2	1	0	2	33
03	BAKER, James		0-0	0-0	0-0	0	3	3	4	0	0	2	0	0	10
11	FEAGIN, Richard		0-0	0-0	0-0	0	0	0	0	0	0	0	0	0	2
23	RIDDLE, Malik		0-1	0-1	2-2	0	0	0	3	2	0	2	0	0	14
02	HOPKINS, Djimon		1-4	0-3	0-0	0	1	1	1	2	2	1	0	0	25
03	SUKHANOV, Sasha		1-2	0-0	1-2	0	0	0	1	3	0	0	0	3	8
34	WILSON, Ja'cobi		1-3	1-3	2-2	1	5	6	2	5	0	1	0	0	13
Team						0	1	1							
Totals			18-54	6-23	18-23	6	20	26	22	60	9	16	0	9	200

FG % 1st Half: 8-27 29.6% 2nd half: 10-27 37.0% Game: 18-54 33.3%  
3FG % 1st Half: 4-13 30.8% 2nd half: 2-10 20.0% Game: 6-23 26.1%  
FT % 1st Half: 6-8 75.0% 2nd half: 12-15 80.0% Game: 18-23 78.3%

Deadball  
Rebound 3.1

Belmont 77 • 11-3, 2-1 OVC

#	Player		Total		3-Ptr		Rebounds			PF	TP	A	TO	Bk	Stl	Min
			FG-FGA	FG-FGA	FT-FTA	Off	Def	Tot								
10	HOLLANDER, Caleb	r	9-16	4-10	0-2	1	6	7	2	22	1	2	0	1	30	
33	MUSZYNSKI, Nick	c	8-11	0-0	4-5	3	6	9	2	20	6	5	2	1	31	
02	MURPHY, Grayson	g	1-6	0-2	0-0	1	3	4	1	2	3	5	0	2	25	
03	WINDLER, Dylan	g	4-7	2-4	2-2	0	6	6	3	12	0	3	1	0	24	
11	MCCLENN, Kevin	g	2-5	1-4	3-3	0	3	3	3	8	2	3	0	1	20	
00	MAVERNIC, Michael		0-0	0-0	0-0	0	0	0	0	0	0	0	0	0	1	
05	KUNKEL, Adam		0-3	0-3	0-0	1	0	1	2	0	1	1	0	0	16	
14	HOPKINS, Nick		2-3	1-2	4-4	0	3	3	0	9	3	0	0	0	17	
20	PIERSON, Tate		0-0	0-0	0-0	0	0	0	0	0	0	0	0	0	4	
21	SABIN, Derek		0-0	0-0	0-2	0	0	0	0	0	0	0	0	0	2	
24	BENKERT, Michael		0-1	0-1	2-2	0	2	2	2	2	0	0	0	0	23	
35	SUEDEKUM, Garrett		0-0	0-0	0-0	0	1	1	1	0	0	1	0	0	2	
50	ADELSPERGER, Seth		1-1	0-0	0-0	1	0	1	2	2	0	0	0	0	5	
	Team					0	1	1								
Totals			27-53	8-26	15-20	7	31	38	18	77	18	20	3	5	200	



## BASKETBALL

## BELMONT

## GAME NOTES



## GAME THIRTY TWO • TEMPLE • NCAA TOURNAMENT • MARCH 19, 2019



Official Basketball Box Score - Game Totals - Final Statistics  
Tennessee State University vs Belmont  
01/19/19 5:00 pm at Nashville, TN (Curb Event Center)

Tennessee State University 74 • 5-13, 2-4 OVC

#	Player	Total		3-Ptr		Rebounds		PF	TP	A	TO	Bk	Stl	Min
		FG-FGA	FG-FGA	FT-FTA	FT-FTA	Off	Def							
22	Cummings, Daniel	r	0-1	0-1	0-0	0	0	0	0	1	0	0	0	9
30	Charfee, Stokley	r	2-4	0-0	0-0	2	2	4	5	4	3	2	1	25
00	Chaney, Armani	g	2-5	0-1	2-2	0	1	1	1	6	2	2	0	19
05	Morris, Dave	g	1-5	1-3	2-2	0	1	1	3	5	1	0	0	18
10	Davis, Tripp	g	1-4	1-3	2-3	0	3	3	4	5	1	0	0	16
01	Littlejohn, Michael	g	7-14	4-8	1-1	1	3	4	0	19	1	0	0	26
02	Egbuta, Emmanuel	g	2-6	0-0	2-2	2	6	8	3	6	1	0	1	20
03	Fitzpatrick-Dorsey, D	g	6-14	2-4	1-2	4	4	8	1	15	1	4	1	30
11	McKnight, Kamar	g	5-12	1-3	1-1	0	0	0	2	12	1	1	0	25
23	Henderson, Dalton	g	1-1	0-0	0-0	3	2	5	4	2	1	1	0	13
Team						2	1	3						
Totals			27-66	9-23	11-13	14	23	37	23	74	12	15	3	201
FG % 1st Half: 11-30 36.7%		2nd half: 16-36 44.4%		Game: 27-66 40.9%		Deadball		Rebound		ID				
3FG % 1st Half: 4-13 30.8%		2nd half: 5-10 50.0%		Game: 9-23 39.1%										
FT % 1st Half: 5-5 100.0%		2nd half: 6-8 75.0%		Game: 11-13 84.6%										

Belmont 92 • 13-4, 4-2 OVC

#	Player	Total		3-Ptr		Rebounds		PF	TP	A	TO	Bk	Stl	Min
		FG-FGA	FG-FGA	FT-FTA	FT-FTA	Off	Def							
03	WINDLER, Dylan	r	9-12	7-8	0-0	0	6	6	1	25	4	0	0	34
33	MUSZYNSKI, Nick	g	8-9	0-0	7-9	2	4	6	3	23	5	1	4	31
02	MURPHY, Grayson	g	5-9	2-3	0-1	0	4	4	2	12	3	4	0	34
11	McCLAIN, Kevin	g	6-9	2-3	2-5	0	1	1	2	16	4	3	0	35
14	HOPKINS, Nick	g	4-7	2-4	0-0	0	1	1	2	10	3	0	0	23
00	MAVERNIK, Michael	g	0-0	0-0	0-0	1	0	1	1	0	0	1	0	0
05	KUNDEL, Adam	g	0-1	0-1	0-0	0	0	0	0	0	0	0	0	2
10	HOLLANDER, Caleb	g	0-3	0-2	0-0	0	5	5	1	0	1	0	0	12
20	PIERSON, Tate	g	0-0	0-0	0-0	0	0	0	0	0	0	0	0	3
21	SABIN, Derek	g	0-0	0-0	1-2	0	1	1	2	1	0	2	0	3
24	BENKERT, Michael	g	0-0	0-0	2-4	1	2	3	0	2	0	1	0	14
35	SUEDEKUM, Garrett	g	0-0	0-0	0-0	0	0	0	3	0	0	0	1	3
50	ADELSPERGER, Seth	g	1-2	0-0	1-3	0	1	1	0	3	0	1	2	6
Team						0	2	2						
Totals			33-52	13-21	13-24	4	27	31	17	92	20	13	6	203
FG % 1st Half: 16-29 55.2%		2nd half: 17-23 73.9%		Game: 33-52 63.5%		Deadball		Rebound		ID				
3FG % 1st Half: 7-13 53.8%		2nd half: 8-8 75.0%		Game: 13-21 61.9%										
FT % 1st Half: 4-10 40.0%		2nd half: 9-14 64.3%		Game: 13-24 54.2%										

Officials: Brett Miles, Davis Maxwell, Remonte Dishman  
Technical fouls: Tennessee State University-None, Belmont-None.  
Attendance: 2768



Official Basketball Box Score - Game Totals - Final Statistics  
Belmont vs Murray St.  
01/24/19 8:00 pm at

Belmont 79 • 14-4

#	Player	Total		3-Ptr		Rebounds		PF	TP	A	TO	Bk	Stl	Min
		FG-FGA	FG-FGA	FT-FTA	FT-FTA	Off	Def							
03	WINDLER, Dylan	r	2-7	1-4	0-0	2	11	13	3	5	4	4	1	36
10	HOLLANDER, Caleb	r	4-7	0-1	0-1	0	2	2	0	8	1	0	0	17
33	MUSZYNSKI, Nick	g	10-13	0-1	0-0	0	4	4	4	20	6	1	3	30
02	MURPHY, Grayson	g	2-5	0-1	1-3	0	3	3	3	5	3	2	0	30
11	McCLAIN, Kevin	g	9-18	2-9	3-4	0	4	4	4	23	4	0	0	40
14	HOPKINS, Nick	g	5-8	4-5	0-0	1	4	5	1	14	2	1	0	29
24	BENKERT, Michael	g	0-1	0-1	0-0	0	2	2	2	0	0	0	0	8
50	ADELSPERGER, Seth	g	1-3	0-0	2-2	1	2	3	2	4	0	0	1	10
Team						0	1	1						
Totals			33-62	7-22	6-10	4	33	37	19	79	20	8	5	200
FG % 1st Half: 15-34 44.1%		2nd half: 18-28 64.3%		Game: 33-62 53.2%		Deadball		Rebound		ID				
3FG % 1st Half: 1-14 7.1%		2nd half: 6-8 75.0%		Game: 7-22 31.8%										
FT % 1st Half: 2-4 50.0%		2nd half: 4-6 80.0%		Game: 6-10 60.0%										

Murray St. 66 • 15-3

#	Player	Total		3-Ptr		Rebounds		PF	TP	A	TO	Bk	Stl	Min
		FG-FGA	FG-FGA	FT-FTA	FT-FTA	Off	Def							
04	Brian Sanchious	r	1-2	0-0	2-2	2	2	4	0	4	3	0	0	20
23	KJ Williams	r	1-3	0-2	1-2	1	3	4	1	3	0	0	2	17
10	Tevin Brown	g	4-13	3-8	0-0	3	5	8	1	11	0	4	0	37
11	Shaq Buchanan	g	4-10	2-6	1-2	2	3	5	2	11	0	1	0	40
12	Ja Morant	g	5-19	2-7	8-12	0	4	4	3	20	9	5	1	37
00	Mike Davis	g	0-1	0-1	0-0	1	3	4	2	0	1	0	0	10
14	Jaiveon Eaves	g	0-0	0-0	0-0	0	0	0	0	0	0	0	0	3
22	Brian Whitley	g	1-5	1-4	0-0	0	1	1	1	3	0	0	1	13
32	Darnell Cowart	g	4-9	0-0	6-10	5	8	13	4	14	0	0	0	23
Team						0	0	0						
Totals			20-62	8-28	18-28	14	29	43	14	66	13	10	4	200
FG % 1st Half: 8-32 25.0%		2nd half: 12-30 40.0%		Game: 20-62 32.3%		Deadball		Rebound		ID				
3FG % 1st Half: 6-17 35.3%		2nd half: 2-11 18.2%		Game: 8-28 28.6%										
FT % 1st Half: 4-6 66.7%		2nd half: 14-22 63.6%		Game: 18-28 64.3%										

Officials: Mick Fieldbinder, John St. Clair, Bret Smith  
Technical fouls: Belmont-None, Murray St.-None.  
Attendance: 8909



Official Basketball Box Score - Game Totals - Final Statistics  
Belmont vs Austin Peay  
1/26/19 4:30 p.m. at Clarksville, Tenn. (Dunn Center)

Belmont 96 • 15-4, 6-2 OVC

#	Player		Total		3-Ftr	Rebounds				PF	TP	A	TO	Bk	Stl	Min
			FG-FA	FG-FGA	FT-FTA	Off	Def	Tot								
03	WINDLER, Dylan	r	12-15	1-3	8-11	3	9	12	2	33	2	3	0	2	38	
10	HOLLANDER, Caleb	r	2-3	0-1	1-2	1	2	3	2	5	1	0	0	1	15	
33	MUSZYNSKI, Nick	c	5-6	0-0	2-2	1	4	5	1	12	3	1	2	0	25	
02	MURPHY, Grayson	g	8-12	0-1	1-1	0	2	2	2	17	15	4	0	1	31	
11	McCLAIN, Kevin	g	6-13	1-3	3-5	0	1	1	3	16	2	0	0	1	28	
14	HOPKINS, Nick	g	4-10	3-7	2-2	1	6	7	2	13	2	3	0	0	31	
20	PIERSON, Tate	g	0-0	0-0	0-0	0	1	1	0	0	0	0	0	0	2	
24	BENKERT, Michael	g	0-0	0-0	0-0	0	0	0	3	0	0	2	0	0	14	
35	SUEDEKUM, Garrett	g	0-0	0-0	0-0	0	0	0	0	0	0	0	0	0	0+	
50	ADELSPERGER, Seth	g	0-0	0-0	0-3	1	0	1	1	0	0	0	0	0	16	
Team						1	2	3								
Totals				37-59	5-15	17-26	8	27	35	16	96	25	13	2	5	200
FG % 1st Half: 17-30			56.7%	2nd half: 20-29		69.0%	Game: 37-59		62.7%	Deadball						
3FG % 1st Half: 1-7			14.3%	2nd half: 4-8		50.0%	Game: 5-15		33.3%	Rebound						
FT % 1st Half: 5-11			45.5%	2nd half: 12-15		80.0%	Game: 17-26		65.4%							



## BASKETBALL

## BELMONT

## GAME NOTES



## GAME THIRTY TWO • TEMPLE • NCAA TOURNAMENT • MARCH 19, 2019



Official Basketball Box Score - Game Totals - Final Statistics  
UT Martin vs Belmont  
02/02/19 5:00pm at Nashville, Tenn. (Curb Event Center)

UT Martin 67 • 6-15, 1-9 OVC

#	Player		Total		3-Ptr		Rebounds			FF	TP	A				Stl	Min
			FG-FGA	FG-FGA	FT-FTA	Off	Def	Tot	TO			Bk	Gr				
22	DOVE, Quintin	r	7-12	0-0	0-0	5	0	5	2	14	0	1	0	0	0	28	
30	GILL, Jalen	c	3-6	0-1	0-0	1	4	5	2	6	1	3	1	1	1	21	
00	PARKS, Preston	g	3-12	1-3	0-0	0	3	3	3	7	2	1	0	1	1	34	
05	HAWTHORNE, JR., Dere	g	4-8	2-5	2-2	2	4	6	1	12	1	0	0	0	0	25	
11	BOGAN, Delfinco	g	5-13	2-4	0-0	2	5	7	1	12	2	1	1	2	3	37	
02	RANDALL II, Craig		3-12	1-6	0-0	1	0	1	1	7	1	0	1	0	0	25	
03	LITTLE, Kevin		3-9	1-3	0-0	0	3	3	1	7	2	0	0	0	0	28	
35	SANOE, Minfeke		1-1	0-0	0-0	0	0	0	1	2	0	0	0	0	0	2	
Team						2	3	5									
Totals			29-73	7-22	2-2	13	22	35	12	67	9	6	3	4		200	
FG % 1st Half: 14-36			38.9%	2nd half: 15-37	40.5%	Game: 29-73			39.7%	Deadball Rebound: 0							
3FG % 1st Half: 4-12			33.3%	2nd half: 3-10	30.0%	Game: 7-22			31.8%								
FT % 1st Half: 0-0			0.0%	2nd half: 2-2	100.0%	Game: 2-2			100.0%								

Belmont 82 • 17-4, 8-2 OVC

#	Player		Total		3-Ptr		Rebounds			FF	TP	A TO Bk			Stl	Min
			FG-FGA	FG-FGA	FT-FTA	Off	Def	Tot								
33	MUSZYNSKI, Nick	o	7-11	0-0	2-2	2	8	10	1	16	4	2	1	0	26	
02	MURPHY, Grayson	g	1-4	0-2	0-0	0	0	3	0	2	11	0	1	1	32	
03	WINDLER, Dylan	g	8-13	5-10	2-2	2	11	13	1	23	1	2	1	0	33	
11	MCCLEIN, Kevin	g	9-17	4-10	1-2	0	3	3	2	23	5	2	0	0	31	
14	HOPKINS, Nick	g	5-10	5-9	0-0	0	4	4	0	15	4	1	0	2	35	
00	MAYERNICK, Michael		0-0	0-0	0-0	0	0	0	0	0	0	0	0	0	1	
20	PIERSON, Tate		0-0	0-0	0-0	0	0	0	0	0	0	0	0	0	5	
21	SABIN, Derek		0-0	0-0	1-2	0	0	0	0	1	1	0	0	0	2	
24	BENKERT, Michael		0-4	0-4	0-0	1	2	3	0	0	0	1	0	2	20	
35	SUEDDEKUM, Garrett		0-1	0-0	0-0	1	0	1	1	0	0	0	0	0	2	
50	ADELSPERGER, Seth		0-0	0-0	2-2	1	0	1	1	2	0	0	0	0	13	
	Team					1	0	1								
Totals			30-60	14-35	8-10	8	31	39	7	82	25	9	3	5	200	
FG % 1st Half: 15-28			53.6%	2nd half: 15-32	46.9%	Game: 30-60			50.0%	Deadball Rebound: 2						
3FG % 1st Half: 7-19			36.8%	2nd half: 7-16	43.8%	Game: 14-35			40.0%							
FT % 1st Half: 3-4			75.0%	2nd half: 5-6	83.3%	Game: 8-10			80.0%							

Officials: Brett Miles, Jeff O'Malley, Connor Mooney  
Technical fouls: UT Martin-None. Belmont-None.  
Attendance: 248



Official Basketball Box Score - Game Totals - Final Statistics  
Belmont vs Morehead State  
2/9/19 4:35 p.m. at Morehead, Ky.

Belmont 96 • 19-4/10-2 OVC

#	Player	Total		3-Ptr		Rebounds			FF	TP	A			TO	Bk	Stl	Min
		FG-FGA	FG-FGA	FT-FTA	Off	Def	Tot	FF			TP	A	TO				
02	MURPHY, Grayson	5-8	1-1	2-4	2	1	3	4	13	5	1	0	1	0	1	29	
03	WINDLER, Dylan	12-20	8-14	9-11	2	10	12	2	41	1	0	1	3	40	34		
11	MCCLEIN, Kevin	5-11	2-5	1-4	0	3	3	1	13	4	1	1	0	0	34		
14	HOPKINS, Nick	2-5	2-4	2-2	0	1	1	2	8	0	0	0	0	0	21		
33	MUSZYNSKI, Nick	6-11	0-0	1-2	1	6	7	1	13	4	1	3	0	0	24		
05	KUNKEL, Adam	0-0	0-0	0-0	0	0	0	0	0	2	0	0	0	0	5		
10	HOLLANDER, Caleb	0-1	0-1	0-0	1	0	1	0	0	0	0	0	0	0	5		
24	BENKERT, Michael	2-5	2-5	2-2	0	1	1	3	8	0	1	0	1	0	25		
35	SUEDDEKUM, Garrett	0-0	0-0	0-0	0	0	0	0	0	0	0	0	0	0	0+		
50	ADELSPERGER, Seth	0-0	0-0	0-0	1	1	2	1	0	2	0	1	0	0	16		
Team					1	0	1										
Totals		32-61	15-30	17-25	8	23	31	14	96	18	4	6	5			200	
FG % 1st Half: 19-32		59.4%	2nd half: 13-29	44.8%	Game: 32-61	52.5%	Deadball Rebound: 3										
3FG % 1st Half: 11-21		52.4%	2nd half: 4-9	44.4%	Game: 15-30	50.0%											
FT % 1st Half: 4-6		66.7%	2nd half: 13-19	68.4%	Game: 17-25	68.0%											

Morehead State 86 • 9-16/5-7 OVC

#	Player	Total		3-Ptr		Rebounds					FF	TP	A	TO	Bk	Stl	Min
		FG-FGA	FG-FGA	FT-FTA	Off	Def	Total										
00	HICKS, A.J.	9-14	4-7	0-1	1	1	2	3	22	5	3	2	2	37			
01	COOPER, De'von	4-12	2-5	4-4	2	1	3	5	14	2	1	0	0	27			
02	WALKER, Jordan	9-16	0-3	0-0	3	2	5	3	18	3	3	0	0	38			
03	BAKER, James	1-3	0-0	1-2	3	6	9	3	3	0	1	1	0	34			
13	HARRIS, Lamontay	8-16	2-5	2-2	0	8	8	3	20	3	1	3	0	33			
12	GREEN, Malek	2-4	0-1	0-0	1	3	4	1	4	1	0	0	1	11			
23	RIDDLE, Malik	0-0	0-0	0-0	0	0	0	0	0	0	0	0	0	4			
32	HENSON, Dijmon	2-5	1-2	0-0	1	2	3	0	5	1	0	0	0	14			
33	SUKHANOV, Sasha	0-0	0-0	0-0	0	0	0	0	0	0	0	0	0	2			
Team					3	2	5					1					
Totals		35-70	9-23	7-9	14	25	39	18	86	15	10	6	3	200			
FG % 1st Half: 16-37		43.2%	2nd half: 19-33	57.6%	Game: 35-70	50.0%	Deadball Rebound: 0.1										
3FG % 1st Half: 3-11		27.3%	2nd half: 6-12	50.0%	Game: 9-23	39.1%											
FT % 1st Half: 2-2		100.0%	2nd half: 5-7	71.4%	Game: 7-9	77.8%											

Officials: Rick Shoulters, Blake Harris, Chris Ruller  
Technical fouls: Belmont-None. Morehead State-None.  
Attendance: 207



Official Basketball Box Score - Game Totals - Final Statistics  
Belmont vs Eastern Kentucky  
02/07/19 7:35 PM at Richmond, Ky. (Paul S. McBrayer Arena)

Belmont 83 • 18-4 (9-2 OVC)

#	Player	Total		3-Ptr	Rebounds			FF	TP	A	TO	Bk	Stl	Min	
		FG-FGA	FG-FGA	FT-FTA	Off	Def	Tot								
03	WINDLER, Dylan	r	9-18	2-6	0-0	3	11	14	2	20	5	2	1	1	37
33	MUSZYNSKI, Nick	c	6-13	1-2	0-0	0	2	2	2	13	4	1	0	1	26
02	MURPHY, Grayson	g	3-6	1-2	0-0	2	3	5	2	7	6	3	0	1	28
11	MCCLEIN, Kevin	g	11-17	5-8	0-0	2	10	12	1	27	5	4	1	1	39
14	HOPKINS, Nick	g	1-8	1-7	2-2	0	5	5	3	5	3	3	0	2	35
05	KUNKEL, Adam	0	0-1	0-1	0-0	0	2	2	0	0	1	0	0	0	13
10	HOLLANDER, Caleb	0	0-1	0-1	0-0	0	0	0	1	0	0	1	0	0	7
20	PIERSON, Tate	0	0-0	0-0	0-0	0	0	0	0	0	0	0	0	0	1
50	ADELSPERGER, Seth	0	5-7	0-0	1-2	3	0	3	2	11	0	0	0	1	14
Team						2	0	2				2			
Totals			35-71	10-27	3-4	12	33	45	13	83	24	16	2	7	200
FG % 1st Half: 20-36		55.6%	2nd half: 15-35	42.9%	Game: 35-71	49.3%	Deadball Rebound 1								
3FG % 1st Half: 4-10		40.0%	2nd half: 6-17	35.3%	Game: 10-27	37.0%									
FT % 1st Half: 1-2		50.0%	2nd half: 2-2	100.0%	Game: 3-4	75.0%									

Eastern Kentucky 65 • 10-14 (3-8 OVC)

#	Player	Total		3-Ptr		Rebounds			FF	TP
---	--------	-------	--	-------	--	----------	--	--	----	----





## BASKETBALL

## BELMONT

## GAME NOTES



## GAME THIRTY TWO • TEMPLE • NCAA TOURNAMENT • MARCH 19, 2019



Official Basketball Box Score - Game Totals - Final Statistics  
Belmont vs Tennessee Tech  
02/16/19 7:30 PM at Cookeville, Tenn. (Eblen Center)

Belmont 93 • 21-4, 12-2

#	Player	Total		3-Ptr		FT-FTA		Rebounds			PF	TP	A	TO	Bk	Stl	Min
		FG-FGA	FG-FGA	FG-FGA	FG-FGA	FT-FTA	FT-FTA	Off	Def	Tot							
03	WINDLER, Dylan	r	6-9	2-4	7-9	1	8	9	2	21	2	2	0	1	0	1	31
33	MUSZYNSKI, Nick	c	3-6	1-1	1-2	0	5	5	0	8	5	1	1	0	0	17	
02	MURPHY, Grayson	g	4-4	1-1	0-0	0	3	3	3	9	4	0	0	0	0	17	
11	MCCLAIR, Kevin	g	5-12	3-6	3-5	0	1	1	2	16	3	1	0	2	26		
14	HOPKINS, Nick	g	4-8	3-5	0-0	0	0	0	1	11	3	0	0	4	26		
00	MAYERNICK, Michael		0-0	0-0	0-0	0	0	0	0	0	0	1	0	0	0	2	
05	KUNKEL, Adam		2-6	2-6	0-0	0	0	0	1	6	3	1	0	0	1	20	
20	PIERSON, Tate		1-2	1-1	0-0	0	4	4	0	3	0	0	0	0	0	6	
21	SABIN, Derek		1-1	0-0	1-2	0	0	0	0	3	0	0	0	0	0	6	
24	BENKERT, Michael		2-4	2-4	0-0	0	4	4	1	6	1	0	0	1	31		
50	ADELSPERGER, Seth		1-5	0-0	8-10	3	0	3	3	10	1	0	0	1	16		
Team								2	5	7				1			
Totals			29-57	15-28	20-28	6	30	36	13	93	22	7	1	10	198		
FG % 1st Half: 17-35		48.6%	2nd half: 12-22		54.5%	Game: 29-57		50.9%	Deadball		Rebound		2				
3FG % 1st Half: 6-12		50.0%	2nd half: 9-16		56.3%	Game: 15-28		53.8%									
FT % 1st Half: 12-16		75.0%	2nd half: 8-12		66.7%	Game: 20-28		71.4%									

Tennessee Tech 65 • 7-20, 3-11

#	Player	Total		3-Ptr		FT-FTA		Rebounds			PF	TP	A	TO	Bk	Stl	Min
		FG-FGA	FG-FGA	FG-FGA	FG-FGA	FT-FTA	FT-FTA	Off	Def	Tot							
22	ALEXANDER, Courtney	r	2-5	0-0	2-2	2	5	7	3	6	1	2	1	0	25		
24	GOLDAY, Garrett	r	0-5	0-0	0-0	3	1	4	3	0	2	1	2	0	20		
11	HENRY, Micaiah	c	3-4	0-0	1-2	0	0	0	4	7	2	3	0	0	23		
04	CLAY, Jr.	g	7-19	3-5	3-5	3	5	8	2	20	3	2	0	0	37		
20	WICK, Hunter	g	6-15	3-5	0-0	0	4	4	3	15	1	3	1	3	34		
01	SMITH, Maverick		0-0	0-0	0-0	0	0	0	1	0	0	0	0	0	5		
02	SHERFIELD, Jared		3-5	1-3	2-2	0	5	5	4	9	2	1	0	1	22		
03	TILLERY, Corey		2-7	2-6	0-0	0	0	0	1	6	0	1	0	0	18		
15	THOMPSON, Tyler		1-1	0-0	0-0	0	0	0	2	0	0	0	0	0	2		
54	CROSLAND, Cade		0-1	0-1	0-0	0	0	0	2	0	1	0	0	0	14		
Team								2	8	10							
Totals			24-62	9-20	8-11	10	28	38	23	65	12	13	4	4	200		
FG % 1st Half: 12-31		38.7%	2nd half: 12-31		38.7%	Game: 24-62		38.7%	Deadball		Rebound		1				
3FG % 1st Half: 4-10		40.0%	2nd half: 6-10		60.0%	Game: 9-20		45.0%									
FT % 1st Half: 4-7		57.1%	2nd half: 4-4		100.0%	Game: 8-11		72.7%									

Officials: Brett Miles, Jeff O'Malley, Greg Rennaegar  
Technical fouls: Belmont-None, Tennessee Tech-None.  
Attendance: 2825



Official Basketball Box Score - Game Totals - Final Statistics  
Eastern Illinois vs Belmont  
02/21/19 7:00 PM at Nashville, Tenn. (Curb Event Center)

Eastern Illinois 58 • 14-14, 7-8 OVC

#	Player	Total		3-Ptr		FT-FTA		Rebounds			PF	TP	A	TO	Bk	Stl	Min
		FG-FGA	FG-FGA	FG-FGA	FG-FGA	FT-FTA	FT-FTA	Off	Def	Tot							
32	MATLOCK, JaQuavis	r	2-3	2-3	0-0	1	1	2	4	6	4	0	0	0	0	18	
55	DIALLO, Aboubacar	c	0-0	0-0	0-0	0	1	1	1	0	1	2	1	4	12		
03	SMITH, Mack	g	3-11	2-7	2-2	0	5	5	0	10	1	0	0	0	26		
05	SMITH, Shareef	g	2-5	0-1	0-0	1	2	3	1	4	2	1	0	0	20		
22	WALLACE, Josiah	g	3-12	1-3	0-0	0	2	2	1	7	1	2	0	0	23		
01	CHARLES, Keshawn		2-4	1-1	3-4	0	0	0	2	8	0	2	0	1	18		
10	BURRELL, Cam		4-8	0-0	0-0	1	1	2	2	8	2	2	1	1	18		
11	KOCH, Logan		0-0	0-0	0-0	0	0	0	0	0	0	0	0	0	11		
13	WILSON, Shawn		0-2	0-0	0-0	0	0	0	0	0	0	0	0	0	3		
23	HARVEY, Ben.		2-6	0-0	0-0	1	1	2	1	4	0	2	0	0	6		
24	KUKUBAT, Rade		4-8	1-2	2-2	2	0	2	2	11	0	1	0	0	26		
40	JONES, Lucas		0-1	0-1	0-0	0	1	1	1	0	0	0	0	0	6		
Team								3	2	5							
Totals			22-60	7-18	7-8	9	16	25	15	58	11	12	2	6	200		
FG % 1st Half: 12-32		37.5%	2nd half: 10-28		35.7%	Game: 22-60		36.7%	Deadball		Rebound		0				
3FG % 1st Half: 5-12		41.7%	2nd half: 2-6		33.3%	Game: 7-18		38.9%									
FT % 1st Half: 0-0		0.0%	2nd half: 7-8		87.5%	Game: 7-8		87.5%									

Belmont 99 • 22-4, 13-2 OVC

#	Player	Total		3-Ptr		FT-FTA		Rebounds			PF	TP	A	TO	Bk	Stl	Min
		FG-FGA	FG-FGA	FG-FGA	FG-FGA	FT-FTA	FT-FTA	Off	Def	Tot							
33	MUSZYNSKI, Nick	c	8-12	0-1	2-3	1	4	5	0	18	3	0	0	2	24		
02	MURPHY, Grayson	g	4-6	2-3	0-0	1	4	5	0	10	8	1	1	2	27		
03	WINDLER, Dylan	g	6-11	5-10	5-5	1	6	7	1	22	4	1	0	1	29		
11	MCCLAIR, Kevin	g	2-6	2-5	6-6	0	5	5	3	12	4	4	0	2	27		
14	HOPKINS, Nick	g	3-5	3-5	0-0	0	0	0	0	9	2	2	0	0	17		
00	MAYERNICK, Michael		0-0	0-0	0-0	0	0	0	1	0	0	0	0	0	4		
05	KUNKEL, Adam		2-4	1-3	0-0	0	0	0	1	5	1	0	0	0	12		
10	HOLLANDER, Caleb		3-4	2-2	0-0	2	4	6	1	8	0	1	0	0	9		
20	PIERSON, Tate		0-0	0-0	0-0	0	0	0	0	0	2	0	0	0	10		
21	SABIN, Derek		2-3	0-1	0-0	0	3	3	0	4	0	1	1	0	10		
24	BENKERT, Michael		3-4	3-4	0-0	0	2	2	1	9	0	1	0	1	22		
35	SUEDEKUM, Garrett		0-1	0-1	0-0	0	0	0	1	0	0	0	0	0	3		
50	ADELSPERGER, Seth		1-1	0-0	0-0	1	1	2	0	2	1	0	0	0	6		
Team								2	1	3							
Totals			34-57	18-35	13-14	8	30	38	9	90	25	11	4	6	200		
FG % 1st Half: 19-30		63.3%	2nd half: 15-27		55.6%	Game: 34-57		59.6%	Deadball		Rebound		0				
3FG % 1st Half: 9-17		52.9%	2nd half: 9-18		50.0%	Game: 18-35		51.4%									
FT % 1st Half: 6-6		100.0%	2nd half: 7-8		87.5%	Game: 13-14		92.9%									

Officials: Job Hartness, Mike O'Neill, Mike Grundman  
Technical fouls: Eastern Illinois-None, Belmont-None.  
Attendance: 2468



Official Basketball Box Score - Game Totals - Final Statistics  
SIU Edwardsville vs Belmont  
02/23/19 5:00pm at Nashville, Tenn. (Curb Event Center)

SIU Edwardsville 75 • 9-19, 5-11 OVC

#	Player	Total		3-Ptr		Rebounds			PF	TP	A	TO	Bk	Stl	Min
		FG-FGA	FG-FGA	FT-FTA	Off	Def	Tot								
30	UZUEGBUNEM, Anselm	r	4-8	0-0	0-0	1	6	7	3	8	2	1	0	0	25
32	JACKSON, Brandon	r	9-15	1-2	3-5	1	2	3	2	22	1	0	1	0	32
15	MCFARLAND, David	g	3-6	1-4	0-0	0	3	3	1	7	2	2	0	0	27
24	WILLIAMS, Cameron	g	2-7	0-2	0-0	0	2	2	2	4	0	2	0	2	21
25	MCCOY, Jaylen	g	3-5	2-4	2-2	1	0	1	0	10	0	4	0	1	21
00	MARTIN, Treavon		1-1	0-0	0-0	0	2	2	3	2	2	1	0	0	12
03	KINGHEN, Daniel		4-6	3-4	2-3	0	0	0	0	13	0	2	0	2	14
05	WILLIAMS, Tyresse		0-3	0-1	2-2	0	1	1	1	2	5	1	0	0	29
13	ELLIS, Christian		2-2	0-0	0-0	0	1	1	4	4	1	2	0	0	10
23	EZE, Elochukwu		1-2	0-0	1-1	0	1	1	1	3	0	0	0	0	9
	Team					0	1	1							
Totals			29-55	7-17	10-13	3	19	22	17	75	13	15	2	5	200
FG % 1st Half: 17-30		56.7%	2nd half: 12-25		48.0%	Game: 29-55		52.7%	Deadball Rebo						
3FG % 1st Half: 6-9		66.7%	2nd half: 1-8		12.5%	Game: 7-17		41.2%							
FT % 1st Half: 3-4		75.0%	2nd half: 7-9		77.8%	Game: 10-13		76.9%							



## BASKETBALL

## BELMONT

## GAME NOTES



## GAME THIRTY TWO • TEMPLE • NCAA TOURNAMENT • MARCH 19, 2019



Official Basketball Box Score - Game Totals - Final Statistics  
Belmont vs Southeast Missouri  
03-02-197 p.m. at ShowMe Center - Cape Girardeau, Mo.

Belmont 84 • 25-4, 16-2 OVC

#	Player	Total		3-Ptr		Rebounds			PF	TP	A	TO	Bk	Stl	Min
		FG-FGA	FG-FGA	FT-FTA	FT-FTA	Off	Def	Tot							
33	MUSZYNSKI, Nick	c	5-10	0-0	0-3	1	2	3	2	10	3	3	1	1	30
02	MURPHY, Grayson	g	2-5	0-2	3-4	2	7	9	1	7	10	1	0	2	33
03	WINDLER, Dylan	g	7-11	5-9	3-3	1	10	11	4	22	2	1	0	0	26
11	MCCLAIN, Kevin	g	9-15	0-4	9-10	1	2	3	2	27	4	2	0	2	37
14	HOPKINS, Nick	g	1-4	1-4	0-0	0	0	0	1	3	1	1	0	1	21
05	KUNKEL, Adam		1-2	1-2	0-0	0	0	0	1	3	0	0	0	0	6
10	HOLLANDER, Caleb		0-3	0-2	0-0	0	0	0	0	0	0	0	0	0	5
20	PIERSON, Tate		0-0	0-0	0-0	0	0	0	0	0	0	0	0	0	1
24	BENKERT, Michael		3-8	2-7	0-0	0	3	3	8	0	0	0	0	1	31
50	ADELSPERGER, Seth		2-2	0-0	0-0	0	0	0	1	4	0	0	1	0	10
Team						0	4	4							
Totals			30-60	9-30	15-20	5	28	33	15	84	20	8	4	7	200
FG % 1st Half: 17-36		47.2%	2nd half: 13-24		54.2%	Game: 30-60		50.0%	Deadball		Rebound		2		
3FG % 1st Half: 6-19		31.6%	2nd half: 3-11		27.3%	Game: 9-30		30.0%							
FT % 1st Half: 5-8		62.5%	2nd half: 10-12		83.3%	Game: 15-20		75.0%							

Southeast Missouri 66 • 10-21, 5-13 OVC

#	Player	Total		3-Ptr		Rebounds			PF	TP	A	TO	Bk	Stl	Min
		FG-FGA	FG-FGA	FT-FTA	FT-FTA	Off	Def	Tot							
23	TOLBERT, Sage	r	1-5	0-1	1-2	0	2	2	0	3	0	0	0	0	15
30	MCGLATHAN, Gabe	r	2-7	1-3	4-6	3	6	9	2	9	3	4	0	0	27
05	DALTON, Jonathan	g	2-6	1-3	0-0	0	2	2	2	5	4	5	0	1	34
11	RUSSELL, Nygal	g	3-6	0-1	3-3	1	7	8	3	9	2	1	0	0	27
25	BREWER, Ladarious	g	2-9	1-4	1-2	0	4	4	1	6	2	1	0	2	27
01	CUFFEE, Khalil		3-5	2-3	1-2	1	0	1	5	9	1	2	0	0	16
04	KAO, Oscar		3-3	2-2	0-0	0	2	2	3	8	0	1	0	0	16
13	GABLE, Isaiah		2-3	1-2	0-0	0	3	3	1	5	1	0	0	0	19
42	LAROS, Mark		6-11	0-1	0-0	0	1	1	1	12	0	2	1	0	19
Team						1	1	2							
Totals			24-55	8-20	10-15	6	28	34	18	66	13	16	1	3	200
FG % 1st Half: 12-29		41.4%	2nd half: 12-26		46.2%	Game: 24-55		43.6%	Deadball		Rebound		2		
3FG % 1st Half: 2-10		20.0%	2nd half: 6-10		60.0%	Game: 8-20		40.0%							
FT % 1st Half: 2-4		50.0%	2nd half: 8-11		72.7%	Game: 10-15		66.7%							

Officials: Brett Miles, Kevin Driver, Brad Ritsche  
Technical fouls: Belmont-None, Southeast Missouri-None.  
Attendance: 1484



Official Basketball Box Score - Game Totals - Final Statistics  
Austin Peay vs Belmont  
03/08/19 7:00 pm at Ford Center - Evansville, Ind.

Austin Peay 67 • 22-11

#	Player	Total		3-Ptr		Rebounds			PF	TP	A	TO	Bk	Stl	Min
		FG-FGA	FG-FGA	FT-FTA	FT-FTA	Off	Def	Tot							
21	TAYLOR, Terry	r	3-7	1-4	1-3	2	9	11	2	8	2	1	3	0	36
23	HARRIS, Steve	r	6-12	1-1	1-3	2	2	4	0	14	0	1	0	0	29
01	BUTLER, Antwan	g	2-6	0-2	2-2	1	0	1	1	6	4	2	0	0	22
03	PORTER-BUNTON, Chris	g	7-10	2-3	2-4	0	1	1	3	18	0	2	0	1	29
25	GLOTTA, Zach	g	5-11	3-5	1-2	0	1	1	2	14	1	0	0	2	33
00	HART, Isaiah		0-4	0-3	1-2	0	0	0	1	1	1	0	0	2	23
10	GVENS, Jarrett		0-3	0-3	0-0	0	0	0	1	0	0	0	0	0	5
15	McGHEE, Jabari		3-11	0-0	0-1	5	3	8	1	6	0	0	0	1	23
Team						1	3	4							
Totals			26-64	7-21	8-17	11	19	30	11	67	8	6	3	6	200
FG % 1st Half: 18-37		48.6%	2nd half: 8-27		29.6%	Game: 26-64		40.6%	Deadball		Rebound		3		
3FG % 1st Half: 5-12		41.7%	2nd half: 2-9		22.2%	Game: 7-21		33.3%							
FT % 1st Half: 2-4		50.0%	2nd half: 6-13		46.2%	Game: 8-17		47.1%							

Belmont 83 • 26-4

#	Player	Total		3-Ptr		Rebounds			PF	TP	A	TO	Bk	Stl	Min
		FG-FGA	FG-FGA	FT-FTA	FT-FTA	Off	Def	Tot							
03	WINDLER, Dylan	r	12-19	8-15	0-0	3	18	21	1	32	2	1	0	2	39
33	MUSZYNSKI, Nick	c	4-8	0-1	3-3	0	4	4	3	11	2	3	1	0	20
02	MURPHY, Grayson	g	4-11	0-1	0-0	1	4	5	3	8	11	4	1	2	34
11	MCCLAIN, Kevin	g	6-15	3-8	5-6	1	4	5	1	20	1	2	0	0	36
24	BENKERT, Michael	g	1-4	0-3	1-1	1	1	2	2	3	1	1	0	0	35
05	KUNKEL, Adam		1-1	1-1	0-0	0	0	0	0	3	0	0	0	0	5
10	HOLLANDER, Caleb		0-0	0-0	0-0	0	0	0	1	0	0	0	0	0	1
14	HOPKINS, Nick		0-2	0-2	0-0	0	0	0	1	0	1	0	0	0	6
20	PIERSON, Tate		1-1	0-0	0-0	1	0	1	0	2	0	0	0	0	4
50	ADELSPERGER, Seth		2-2	0-0	0-0	2	1	3	1	4	0	0	0	0	20
Team						4	1	5							
Totals			31-63	12-31	9-10	13	33	46	13	83	18	11	2	4	200
FG % 1st Half: 16-33		48.5%	2nd half: 15-30		50.0%	Game: 31-63		49.2%	Deadball		Rebound		1		
3FG % 1st Half: 6-16		37.5%	2nd half: 6-15		40.0%	Game: 12-31		38.7%							
FT % 1st Half: 2-3		66.7%	2nd half: 7-7		100.0%	Game: 9-10		90.0%							

Officials: Mick Fieldbinder, Steve Divine, Brett Miles  
Technical fouls: Austin Peay-None, Belmont-None.  
Attendance: 8294



Official Basketball Box Score - Game Totals - Final Statistics  
Murray St. vs Belmont  
03/09/19 7:00 pm at

Murray St. 77 • 27-4

#	Player	Total		3-Ptr		Rebounds			PF	TP	A	TO	Bk	Stl	Min
		FG-FGA	FG-FGA	FT-FTA	FT-FTA	Off	Def	Tot							
23	KJ Williams	r	4-6	0-0	1-4	5	6	11	1	9	1	1	1	1	27
32	Darnell Cowart	r	5-9	0-0	1-3	1	1	2	3	11	3	1	0	0	20
10	Tevin Brown	g	3-5	2-4	4-4	0	9	9	2	12	2	0	0	0	38
11	Shaq Buchanan	g	2-11	0-4	1-2	0	9	9	2	5	4	0	0	1	40
12	Ja Morant	g	13-25	1-4	9-9	3	4	7	1	36	3	7	2	1	40
04	Brion Sanchious		1-1	0-0	0-0	0	2	2	1	2	0	1	0	0	7
13	Devin Gilmore		1-3	0-0	0-0	2	0	2	0	2	1	0	0	0	10
14	Jaiveon Eaves		0-2	0-2	0-0	0	1	1	2	0	0	0	0	0	18
Team						0	3	3							
Totals			29-62	3-14	16-22	11	35	46	12	77	14	10	3	3	200
FG % 1st Half: 12-33		36.4%	2nd half: 17-29		58.6%	Game: 29-62		46.8%	Deadball		Rebound		3		
3FG % 1st Half: 0-8		0.0%	2nd half: 3-6		50.0%	Game: 3-14		21.4%							
FT % 1st Half: 2-4		50.0%	2nd half: 14-18		77.8%	Game: 16-22		72.7%							

Belmont 65 • 26-5

#	Player	Total		3-Ptr		Rebounds	
---	--------	-------	--	-------	--	----------	--



2018-19 Belmont Men's Basketball  
Belmont Season Schedule/Results & Leaders (3/17/19)  
All games

RECORD:	OVERALL	HOME	AWAY	NEUTRAL
ALL GAMES	26-5	13-1	12-3	1-1
CONFERENCE	16-2	8-1	8-1	0-0
NON-CONFERENCE	10-3	5-0	4-2	1-1

Date	Opponent	Score	Att.	High Points	High Rebounds
11/10/18	ILLINOIS ST.	W 100-89	3086	(21)HOLLANDER, Caleb	(8)MURPHY, Grayson
11/12/18	MIDDLE TENN.	W 92-73	2148	(34)WINDLER, Dylan	(11)WINDLER, Dylan
11/15/18	at Lipscomb	W 87-83	2369	(21)HOLLANDER, Caleb	(11)HOLLANDER, Caleb
11/20/18	TREVECCA	W 104-50	1517	(16)MUSZYNSKI, Nick (16)HOPKINS, Nick	(7)WINDLER, Dylan
11/24/18	at Kennesaw State	W 91-53	602	(14)MCCLAIN, Kevin (14)WINDLER, Dylan	(11)HOLLANDER, Caleb
11/29/18	at Samford	Wot 99-93	1651	(31)WINDLER, Dylan	(11)WINDLER, Dylan
12/1/18	at Green Bay	92-100 L	2125	(31)WINDLER, Dylan	(12)WINDLER, Dylan
12/4/18	LIPSCOMB	W 76-74	3478	(19)MUSZYNSKI, Nick	(11)MUSZYNSKI, Nick
12/15/18	at UCLA	W 74-72	8037	(20)MCCLAIN, Kevin	(15)WINDLER, Dylan
12/19/18	WKU	W 80-74	4124	(20)MURPHY, Grayson (20)WINDLER, Dylan	(11)WINDLER, Dylan
12/29/18	at Purdue	62-73 L	14804	(21)MCCLAIN, Kevin	(11)WINDLER, Dylan
01/03/19	*JACKSONVILLE ST.	73-83 L	2518	(23)WINDLER, Dylan	(8)WINDLER, Dylan (8)MUSZYNSKI, Nick
01/05/19	*TENNESSEE TECH	W 79-67	2385	(23)WINDLER, Dylan	(9)WINDLER, Dylan
01/10/19	*MOREHEAD ST.	W 77-60	1704	(22)HOLLANDER, Caleb	(9)MUSZYNSKI, Nick
01/12/19	*EASTERN KY.	W 109-93	2282	(28)MCCLAIN, Kevin	(10)WINDLER, Dylan
1/17/19	*at Jacksonville State	80-91 Lot	2875	(23)MUSZYNSKI, Nick	(17)WINDLER, Dylan
01/19/19	*TENNESSEE STATE UNIVERSITY	W 92-74	2768	(25)WINDLER, Dylan	(6)WINDLER, Dylan (6)MUSZYNSKI, Nick
01/24/19	*at Murray St.	W 79-66	8969	(23)MCCLAIN, Kevin	(13)WINDLER, Dylan
1/26/19	*at Austin Peay	W 96-92	2215	(33)WINDLER, Dylan	(12)WINDLER, Dylan
01/31/19	*SOUTHEAST MISSOURI	W 97-71	1821	(31)MCCLAIN, Kevin	(16)WINDLER, Dylan
02/02/19	*UT MARTIN	W 82-67	2478	(23)WINDLER, Dylan (23)MCCLAIN, Kevin	(13)WINDLER, Dylan
02/07/19	*at Eastern Kentucky	W 83-65	1620	(27)MCCLAIN, Kevin	(14)WINDLER, Dylan
2/9/19	*at Morehead State	W 96-86	2077	(41)WINDLER, Dylan	(12)WINDLER, Dylan
02/14/19	*at Tennessee State	W 77-66	931	(31)WINDLER, Dylan	(13)WINDLER, Dylan
02/16/19	*at Tennessee Tech	W 93-65	2625	(21)WINDLER, Dylan	(9)WINDLER, Dylan
02/21/19	*EASTERN ILLINOIS	W 99-58	2468	(22)WINDLER, Dylan	(7)WINDLER, Dylan
02/23/19	*SIU EDWARDSVILLE	W 97-75	4094	(19)MUSZYNSKI, Nick	(9)WINDLER, Dylan
02/28/19	*at UT Martin	W 112-67	1316	(32)WINDLER, Dylan	(12)WINDLER, Dylan
03-02-19	*at Southeast Missouri	W 84-66	1484	(27)MCCLAIN, Kevin	(11)WINDLER, Dylan
03/08/19	vs Austin Peay	W 83-67	8294	(32)WINDLER, Dylan	(21)WINDLER, Dylan
03/09/19	vs Murray St.	65-77 L	10525	(17)WINDLER, Dylan	(12)WINDLER, Dylan

\* - Conference game

Attendance Summary	Games	Attend	Avg/Game
Home	14	36871	2634
Away	15	53700	3580
Neutral	2	18819	9410
Total	31	109390	3529





2018-19 Belmont Men's Basketball  
Belmont Combined Team Statistics (3/17/19)  
All games

RECORD:	OVERALL	HOME	AWAY	NEUTRAL
ALL GAMES	26-5	13-1	12-3	1-1
CONFERENCE	16-2	8-1	8-1	0-0
NON-CONFERENCE	10-3	5-0	4-2	1-1

#	Player	gp-gs	min	avg	Total		3-Point		F-Throw		Rebounds												pts	avg
					fg-fga	fg%	3fg-fga	3fg%	ft-fa	ft%	off	def	tot	avg	pf	dq	a	to	blk	stl				
03	WINDLER, Dylan	31-31	1016	32.8	230-420	.548	92-214	.430	110-130	.846	60	272	332	10.7	66	1	80	66	18	44	662	21.4		
11	MCCLAIN, Kevin	31-31	1027	33.1	171-373	.458	66-180	.367	97-140	.693	14	95	109	3.5	57	1	126	69	8	39	505	16.3		
33	MUSZYNSKI, Nick	30-30	749	25.0	186-306	.608	7-18	.389	67-86	.779	40	137	177	5.9	59	1	80	48	65	17	446	14.9		
02	MURPHY, Grayson	31-31	921	29.7	126-255	.494	27-74	.365	26-45	.578	24	114	138	4.5	65	1	204	77	4	52	305	9.8		
10	HOLLANDER, Caleb	26-17	432	16.6	73-171	.427	30-94	.319	6-15	.400	27	91	118	4.5	41	0	20	14	4	14	182	7.0		
14	HOPKINS, Nick	31-11	539	17.4	68-170	.400	54-140	.386	22-23	.957	3	52	55	1.8	34	0	47	24	1	17	212	6.8		
50	ADELSPERGER, Seth	31-1	380	12.3	53-76	.697	0-0	.000	42-62	.677	37	41	78	2.5	46	0	5	5	13	4	148	4.8		
24	BENKERT, Michael	30-3	650	21.7	40-101	.396	31-88	.352	18-22	.818	13	38	51	1.7	57	0	18	18	0	10	129	4.3		
05	KUNKEL, Adam	23-0	221	9.6	17-52	.327	11-39	.282	8-9	.889	2	13	15	0.7	22	0	17	9	1	10	53	2.3		
21	SABIN, Derek	18-0	82	4.6	12-17	.706	0-2	.000	9-15	.600	5	13	18	1.0	10	0	5	9	1	0	33	1.8		
20	PIERSON, Tate	27-0	158	5.9	9-27	.333	6-19	.316	5-8	.625	9	15	24	0.9	5	0	7	1	1	0	29	1.1		
35	SUEDEKUM, Garrett	16-0	47	2.9	1-6	.167	1-3	.333	1-2	.500	1	8	9	0.6	11	0	4	4	1	3	4	0.3		
00	MAYERNICK, Michael	11-0	29	2.6	1-2	.500	0-0	.000	0-0	.000	1	0	1	0.1	8	0	3	4	0	2	2	0.2		
Team											41	39	80		1		12							
Total.....		31	6251		987-1976	.499	325-871	.373	411-557	.738	277	928	1205	38.9	482	4	616	360	117	212	2710	87.4		
Opponents.....		31	6251		837-1970	.425	240-699	.343	376-536	.701	288	798	1086	35.0	512	-	377	387	111	190	2290	73.9		

TEAM STATISTICS	BEL	OPP	Date	Opponent	Score	Att.
SCORING	2710	2290	11/10/18	ILLINOIS ST.	w 100-89	3086
Points per game	87.4	73.9	11/12/18	MIDDLE TENN.	w 92-73	2148
Scoring margin	+13.5	-	11/15/18	at Lipscomb	w 87-83	2369
FIELD GOALS-ATT	987-1976	837-1970	11/20/18	TREVECCA	w 104-50	1517
Field goal pct	.499	.425	11/24/18	at Kennesaw State	w 91-53	602
3 POINT FG-ATT	325-871	240-699	11/29/18	at Samford	Wot 99-93	1651
3-point FG pct	.373	.343	12/1/18	at Green Bay	L 92-100	2125
3-pt FG made per game	10.5	7.7	12/4/18	LIPSCOMB	w 76-74	3478
FREE THROWS-ATT	411-557	376-536	12/15/18	at UCLA	w 74-72	8037
Free throw pct	.738	.701	12/19/18	WKU	w 80-74	4124
F-Throws made per game	13.3	12.1	12/29/18	at Purdue	L 62-73	14804
REBOUNDS	1205	1086	* 01/03/19	JACKSONVILLE ST.	L 73-83	2518
Rebounds per game	38.9	35.0	* 01/05/19	TENNESSEE TECH	w 79-67	2385
Rebounding margin	+3.8	-	* 01/10/19	MOREHEAD ST.	w 77-60	1704
ASSISTS	616	377	* 01/12/19	EASTERN KY.	w 109-93	2282
Assists per game	19.9	12.2	* 1/17/19	at Jacksonville State	Lot 80-91	2875
TURNOVERS	360	387	* 01/19/19	TENNESSEE STATE UNIVERSITY	w 92-74	2768
Turnovers per game	11.6	12.5	* 01/24/19	at Murray St.	w 79-66	8969
Turnover margin	+0.9	-	* 1/26/19	at Austin Peay	w 96-92	2215
Assist/turnover ratio	1.7	1.0	* 01/31/19	SOUTHEAST MISSOURI	w 97-71	1821
STEALS	212	190	* 02/02/19	UT MARTIN	w 82-67	2478
Steals per game	6.8	6.1	* 02/07/19	at Eastern Kentucky	w 83-65	1620
BLOCKS	117	111	* 2/9/19	at Morehead State	w 96-86	2077
Blocks per game	3.8	3.6	* 02/14/19	at Tennessee State	w 77-66	931
ATTENDANCE	36871	72519	* 02/16/19	at Tennessee Tech	w 93-65	2625
Home games-Avg/Game	14-2634	15-3580	* 02/21/19	EASTERN ILLINOIS	w 99-58	2468
Neutral site-Avg/Game	-	2-9410	* 02/23/19	SIU EDWARDSVILLE	w 97-75	4094
Score by Periods	1st	2nd	OT	Totals		
Belmont	1373	1315	22	2710		
Opponents	1083	1180	27	2290		
					* 02/28/19	at UT Martin
					w 112-67	1316
					* 03-02-19	at Southeast Missouri
					w 84-66	1484
					03/08/19	vs Austin Peay
					w 83-67	8294
					03/09/19	vs Murray St.
					L 65-77	10525

\* - Conference game



2018-19 Belmont Men's Basketball  
Belmont Combined Team Statistics (3/17/19)  
Conference games only

RECORD:	OVERALL	HOME	AWAY	NEUTRAL
ALL GAMES	16-2	8-1	8-1	0-0
CONFERENCE	16-2	8-1	8-1	0-0
NON-CONFERENCE	0-0	0-0	0-0	0-0

#	Player	gp-gs	min	avg	Total		3-Point		F-Throw		Rebounds														pts	avg
					fg-fga	fg%	3fg-fga	3fg%	ft-fa	ft%	off	def	tot	avg	pf	dq	a	to	blk	stl						
03	WINDLER, Dylan	18-18	589	32.7	136-233	.584	63-131	.481	79-89	.888	29	168	197	10.9	34	0	43	33	8	20	414	23.0				
11	MCCLAIN, Kevin	18-18	602	33.4	106-216	.491	39-102	.382	73-101	.723	5	59	64	3.6	36	0	80	43	3	20	324	18.0				
33	MUSZYNSKI, Nick	18-18	454	25.2	116-181	.641	3-10	.300	45-61	.738	23	77	100	5.6	32	1	51	25	35	10	280	15.6				
02	MURPHY, Grayson	18-18	531	29.5	66-120	.550	12-33	.364	14-23	.609	16	64	80	4.4	37	1	117	42	2	27	158	8.8				
14	HOPKINS, Nick	18-11	387	21.5	45-111	.405	33-87	.379	15-15	1.000	3	38	41	2.3	21	0	33	18	0	13	138	7.7				
50	ADELSPERGER, Seth	18-0	216	12.0	31-45	.689	0-0	.000	26-38	.684	22	21	43	2.4	24	0	4	4	9	3	88	4.9				
10	HOLLANDER, Caleb	14-7	172	12.3	26-69	.377	11-41	.268	1-6	.167	14	31	45	3.2	18	0	8	7	1	2	64	4.6				
24	BENKERT, Michael	17-0	366	21.5	23-52	.442	19-48	.396	8-10	.800	6	28	34	2.0	31	0	7	10	0	8	73	4.3				
05	KUNKEL, Adam	14-0	147	10.5	11-37	.297	8-29	.276	7-7	1.000	2	6	8	0.6	16	0	10	6	0	6	37	2.6				
21	SABIN, Derek	11-0	44	4.0	6-10	.600	0-1	.000	6-11	.545	2	5	7	0.6	5	0	3	4	1	0	18	1.6				
20	PIERSON, Tate	15-0	76	5.1	3-11	.273	3-8	.375	2-4	.500	2	7	9	0.6	1	0	3	0	0	0	11	0.7				
00	MAYERNICK, Michael	8-0	17	2.1	0-1	.000	0-0	.000	0-0	.000	1	0	1	0.1	4	0	1	3	0	0	0	0.0				
35	SUEDEKUM, Garrett	11-0	25	2.3	0-3	.000	0-1	.000	0-0	.000	1	2	3	0.3	9	0	3	1	0	1	0	0.0				
Team											18	24	42		1		7									
Total.....		18	3626		569-1089	.522	191-491	.389	276-365	.756	144	530	674	37.4	269	2	363	203	59	110	1605	89.2				
Opponents.....		18	3626		480-1128	.426	150-412	.364	202-285	.709	164	427	591	32.8	320	-	214	216	57	114	1312	72.9				

TEAM STATISTICS	BEL	OPP
SCORING	1605	1312
Points per game	89.2	72.9
Scoring margin	+16.3	-
FIELD GOALS-ATT	569-1089	480-1128
Field goal pct	.522	.426
3 POINT FG-ATT	191-491	150-412
3-point FG pct	.389	.364
3-pt FG made per game	10.6	8.3
FREE THROWS-ATT	276-365	202-285
Free throw pct	.756	.709
F-Throws made per game	15.3	11.2
REBOUNDS	674	591
Rebounds per game	37.4	32.8
Rebounding margin	+4.6	-
ASSISTS	363	214
Assists per game	20.2	11.9
TURNOVERS	203	216
Turnovers per game	11.3	12.0
Turnover margin	+0.7	-
Assist/turnover ratio	1.8	1.0
STEALS	110	114
Steals per game	6.1	6.3
BLOCKS	59	57
Blocks per game	3.3	3.2
ATTENDANCE	22518	24112
Home games-Avg/Game	9-2502	9-2679
Neutral site-Avg/Game	-	0-0

Date	Opponent		Score	Att.
* 01/03/19	JACKSONVILLE ST.	L	73-83	2518
* 01/05/19	TENNESSEE TECH	w	79-67	2385
* 01/10/19	MOREHEAD ST.	w	77-60	1704
* 01/12/19	EASTERN KY.	w	109-93	2282
* 1/17/19	at Jacksonville State	Lot	80-91	2875
* 01/19/19	TENNESSEE STATE UNIVERSITY	w	92-74	2768
* 01/24/19	at Murray St.	w	79-66	8969
* 1/26/19	at Austin Peay	w	96-92	2215
* 01/31/19	SOUTHEAST MISSOURI	w	97-71	1821
* 02/02/19	UT MARTIN	w	82-67	2478
* 02/07/19	at Eastern Kentucky	w	83-65	1620
* 2/9/19	at Morehead State	w	96-86	2077
* 02/14/19	at Tennessee State	w	77-66	931
* 02/16/19	at Tennessee Tech	w	93-65	2625
* 02/21/19	EASTERN ILLINOIS	w	99-58	2468
* 02/23/19	SIU EDWARDSVILLE	w	97-75	4094
* 02/28/19	at UT Martin	w	112-67	1316
* 03-02-19	at Southeast Missouri	w	84-66	1484

\* - Conference game

Score by Periods	1st	2nd	OT	Totals
Belmont	828	772	5	1605
Opponents	598	698	16	1312



2018-19 Belmont Men's Basketball  
Belmont Team Game-by-Game Comparison (3/17/19)  
All games

Opponent	1st	2nd	Score	Mar	Total FG	FG Pct	3-Pointers	3FG Pct	Free Throws	FT Pct	Rebounds	Assist	T/Over	Block	Steal	Fouls
ILLINOIS ST.	62/46	38/43	100-89	+11	37-71/35-72	.521/.486	14-34/13-31	.412/.419	12-17/6-7	.706/.857	41/33	26/19	11/11	5/7	5/5	9/17
MIDDLE TENN.	46/54	46/19	92-73	+19	35-65/27-65	.538/.415	6-19/5-18	.316/.278	16-24/14-19	.667/.737	36/40	21/10	13/21	6/4	10/7	16/20
Lipscomb	37/34	50/49	87-83	+4	34-62/28-63	.548/.444	9-22/8-21	.409/.381	10-16/19-26	.625/.731	40/28	19/16	21/14	8/3	6/10	23/18
TREVECCA	53/20	51/30	104-50	+54	37-64/17-58	.578/.293	14-32/10-36	.438/.278	16-20/6-6	.800/1000	48/23	28/12	13/20	3/0	12/4	11/16
Kennesaw State	45/31	46/22	91-53	+38	35-69/21-67	.507/.313	9-21/2-9	.429/.222	12-16/9-18	.750/.500	53/35	15/5	12/11	9/4	8/7	15/14
Samford	43/39	39/43	99-93	+6	36-80/36-81	.450/.444	12-33/6-23	.364/.261	15-26/15-23	.577/.652	51/50	21/16	11/12	3/5	10/5	20/17
Green Bay	49/46	43/54	92-100	(8)	37-84/34-67	.440/.507	6-31/11-23	.194/.478	12-16/21-27	.750/.778	45/42	18/20	12/13	4/6	10/5	20/16
LIPSCOMB	33/35	43/39	76-14	+2	30-68/28-68	.441/.412	12-30/7-26	.400/.269	4-6/11-14	.667/.786	36/44	21/11	12/14	7/4	7/5	14/13
UCLA	40/43	34/29	74-12	+2	27-68/26-61	.397/.426	11-32/8-28	.344/.286	9-14/12-28	.643/.429	44/44	19/12	11/13	3/5	6/5	20/15
WKU	42/28	38/46	80-14	+6	30-63/26-59	.476/.441	11-25/3-15	.440/.200	9-12/19-20	.750/.950	30/40	20/11	12/16	3/5	11/9	15/13
Purdue	24/40	38/33	62-73	(11)	24-66/24-55	.364/.436	11-38/7-22	.289/.318	3-4/18-24	.750/.750	30/40	12/9	9/10	3/5	8/5	18/10
JACKSONVILLE ST.	32/40	41/43	73-83	(10)	26-59/28-65	.441/.431	8-27/7-23	.296/.304	13-16/20-23	.813/.870	32/42	16/14	11/8	5/3	7/7	17/14
TENNESSEE TECH	42/32	37/35	79-67	+12	29-59/23-49	.492/.469	7-23/3-17	.304/.176	14-20/18-34	.700/.529	36/31	17/7	11/12	3/3	6/5	24/18
MOREHEAD ST.	40/26	37/34	77-60	+17	27-53/18-54	.509/.333	8-26/6-23	.308/.261	15-20/18-23	.750/.783	38/26	18/9	20/16	3/0	5/9	18/22
EASTERN KY.	64/46	45/47	109-93	+16	33-59/33-73	.559/.452	11-23/14-35	.478/.400	32-40/13-21	.800/.619	48/27	20/19	18/11	2/2	6/10	18/27
Jacksonville State	47/33	28/42	80-91	(11)	27-76/33-72	.355/.458	9-35/11-23	.257/.478	17-20/14-21	.850/.667	46/49	14/14	11/11	3/9	5/7	17/12
TENNESSEE STATE UNIVERSI	43/31	49/43	92-14	+18	33-52/27-66	.635/.409	13-21/9-23	.619/.391	13-24/11-13	.542/.846	31/37	20/12	13/15	6/3	5/6	17/23
Murray St.	33/26	46/40	79-66	+13	33-62/20-62	.532/.323	7-22/8-28	.318/.286	6-10/18-28	.600/.643	37/43	20/13	8/10	5/4	4/5	19/14
Austin Peay	40/50	56/42	96-92	+4	37-59/36-69	.627/.522	5-15/11-26	.333/.423	17-26/9-12	.654/.750	35/28	25/15	13/8	2/4	5/10	16/23
SOUTHEAST MISSOURI	47/29	50/42	97-71	+26	29-55/28-63	.527/.444	7-24/11-25	.292/.440	32-34/4-6	.941/.667	36/26	17/9	13/15	2/2	5/6	9/23
UT MARTIN	40/32	42/35	82-67	+15	30-60/29-73	.500/.397	14-35/7-22	.400/.318	8-10/2-2	.800/1000	39/35	25/9	9/6	3/3	5/4	7/12
Eastern Kentucky	45/31	38/34	83-65	+18	35-71/23-59	.493/.390	10-27/7-22	.370/.318	3-4/12-15	.750/.800	45/28	24/10	16/15	2/4	7/11	13/8
Morehead State	53/37	43/49	96-86	+10	32-61/35-70	.525/.500	15-30/9-23	.500/.391	17-25/7-9	.680/.778	31/39	18/15	4/10	6/6	5/3	14/18
Tennessee State	41/30	36/36	77-66	+11	26-55/21-56	.473/.375	5-24/8-25	.208/.320	20-27/16-21	.741/.762	40/30	12/5	15/14	2/2	9/9	20/23
Tennessee Tech	52/32	41/33	93-65	+28	29-57/24-62	.509/.387	15-28/9-20	.536/.450	20-28/8-11	.714/.727	36/38	22/12	7/13	1/4	10/4	13/23
EASTERN ILLINOIS	53/29	46/29	99-58	+41	34-57/22-60	.596/.367	18-35/7-18	.514/.389	13-14/7-8	.929/.875	38/25	25/11	11/12	4/2	6/6	9/15
SIU EDWARDSVILLE	52/43	45/32	97-75	+22	37-62/29-55	.597/.527	11-27/7-17	.407/.412	12-17/10-13	.706/.769	32/22	19/13	10/15	1/2	8/5	13/17
UT Martin	59/23	53/44	112-67	+45	42-72/27-65	.583/.415	19-39/8-22	.487/.364	9-10/5-10	.900/.500	41/31	31/14	5/9	5/3	5/4	10/10
Southeast Missouri	45/28	39/38	84-66	+18	30-60/24-55	.500/.436	9-30/8-20	.300/.400	15-20/10-15	.750/.667	33/34	20/13	8/16	4/1	7/3	15/18
Austin Peay	40/43	43/24	83-67	+16	31-63/26-64	.492/.406	12-31/7-21	.387/.333	9-10/8-17	.900/.471	46/30	18/8	11/6	2/3	4/6	13/11
Murray St.	31/26	34/51	65-77	(12)	25-64/29-62	.397/.468	7-32/3-14	.219/.214	8-11/16-22	.727/.727	31/46	15/14	9/10	2/3	5/3	19/12

Note: Game totals are displayed in the format TEAM/OPPONENT for each category





2018-19 Belmont Men's Basketball  
Belmont Team Game-by-Game (3/17/19)  
All games

TEAM STATISTICS

Opponent	Date	Score		Total		3-Pointers		Free throws		Rebounds													
				fg-fga	pct	3fg-fga	pct	ft-flt	pct	off	def	tot	avg	pf	a	t/o	blk	stl	pts	avg			
ILLINOIS ST.	11/10/18	100-89	W	37-71	.521	14-34	.412	12-17	.706	11	30	41	41.0	9	26	11	5	5	100	100.0			
MIDDLE TENN.	11/12/18	92-73	W	35-65	.538	6-19	.316	16-24	.667	8	28	36	38.5	16	21	13	6	10	92	96.0			
at Lipscomb	11/15/18	87-83	W	34-62	.548	9-22	.409	10-16	.625	7	33	40	39.0	23	19	21	8	6	87	93.0			
TREVECCA	11/20/18	104-50	W	37-64	.578	14-32	.438	16-20	.800	10	38	48	41.2	11	28	13	3	12	104	95.8			
at Kennesaw State	11/24/18	91-53	W	35-69	.507	9-21	.429	12-16	.750	13	40	53	43.6	15	15	12	9	8	91	94.8			
at Samford	11/29/18	99-93	Wot	36-80	.450	12-33	.364	15-26	.577	18	33	51	44.8	20	21	11	3	10	99	95.5			
at Green Bay	12/1/18	92-100	L	37-84	.440	6-31	.194	12-16	.750	18	27	45	44.9	20	18	12	4	10	92	95.0			
LIPSCOMB	12/4/18	76-74	W	30-68	.441	12-30	.400	4-6	.667	5	31	36	43.8	14	21	12	7	7	76	92.6			
at UCLA	12/15/18	74-72	W	27-68	.397	11-32	.344	9-14	.643	12	32	44	43.8	20	19	11	3	6	74	90.6			
WKU	12/19/18	80-74	W	30-63	.476	11-25	.440	9-12	.750	4	26	30	42.4	15	20	12	3	11	80	89.5			
at Purdue	12/29/18	62-73	L	24-66	.364	11-38	.289	3-4	.750	8	22	30	41.3	18	12	9	3	8	62	87.0			
JACKSONVILLE ST.	01/03/19	73-83	L	26-59	.441	8-27	.296	13-16	.813	9	23	32	40.5	17	16	11	5	7	73	85.8			
TENNESSEE TECH	01/05/19	79-67	W	29-59	.492	7-23	.304	14-20	.700	13	23	36	40.2	24	17	11	3	6	79	85.3			
MOREHEAD ST.	01/10/19	77-60	W	27-53	.509	8-26	.308	15-20	.750	7	31	38	40.0	18	18	20	3	5	77	84.7			
EASTERN KY.	01/12/19	109-93	W	33-59	.559	11-23	.478	32-40	.800	8	40	48	40.5	18	20	18	2	6	109	86.3			
at Jacksonville State	1/17/19	80-91	Lot	27-76	.355	9-35	.257	17-20	.850	10	36	46	40.9	17	14	11	3	5	80	85.9			
TENNESSEE STATE UNIV	01/19/19	92-74	W	33-52	.635	13-21	.619	13-24	.542	4	27	31	40.3	17	20	13	6	5	92	86.3			
at Murray St.	01/24/19	79-66	W	33-62	.532	7-22	.318	6-10	.600	4	33	37	40.1	19	20	8	5	4	79	85.9			
at Austin Peay	1/26/19	96-92	W	37-59	.627	5-15	.333	17-26	.654	8	27	35	39.8	16	25	13	2	5	96	86.4			
SOUTHEAST MISSOURI	01/31/19	97-71	W	29-55	.527	7-24	.292	32-34	.941	4	32	36	39.7	9	17	13	2	5	97	86.9			
UT MARTIN	02/02/19	82-67	W	30-60	.500	14-35	.400	8-10	.800	8	31	39	39.6	7	25	9	3	5	82	86.7			
at Eastern Kentucky	02/07/19	83-65	W	35-71	.493	10-27	.370	3-4	.750	12	33	45	39.9	13	24	16	2	7	83	86.5			
at Morehead State	2/9/19	96-86	W	32-61	.525	15-30	.500	17-25	.680	8	23	31	39.5	14	18	4	6	5	96	87.0			
at Tennessee State	02/14/19	77-66	W	26-55	.473	5-24	.208	20-27	.741	13	27	40	39.5	20	12	15	2	9	77	86.5			
at Tennessee Tech	02/16/19	93-65	W	29-57	.509	15-28	.536	20-28	.714	6	30	36	39.4	13	22	7	1	10	93	86.8			
EASTERN ILLINOIS	02/21/19	99-58	W	34-57	.596	18-35	.514	13-14	.929	8	30	38	39.3	9	25	11	4	6	99	87.3			
SIU EDWARDSVILLE	02/23/19	97-75	W	37-62	.597	11-27	.407	12-17	.706	7	25	32	39.0	13	19	10	1	8	97	87.6			
at UT Martin	02/28/19	112-67	W	42-72	.583	19-39	.487	9-10	.900	10	31	41	39.1	10	31	5	5	5	112	88.5			
at Southeast Missouri	03-02-19	84-66	W	30-60	.500	9-30	.300	15-20	.750	5	28	33	38.9	15	20	8	4	7	84	88.3			
vs Austin Peay	03/08/19	83-67	W	31-63	.492	12-31	.387	9-10	.900	13	33	46	39.1	13	18	11	2	4	83	88.2			
vs Murray St.	03/09/19	65-77	L	25-64	.391	7-32	.219	8-11	.727	6	25	31	38.9	19	15	9	2	5	65	87.4			
Belmont		2710		987-1976	.499	325-871	.373	411-557	.738	277	928	1205	38.9	482	616	360	117	212	2710	87.4			
Opponents		2290		837-1970	.425	240-699	.343	376-536	.701	288	798	1086	35.0	512	377	387	111	190	2290	73.9			

Games played: 31  
Points/game: 87.4  
FG Pct: 49.9  
3FG Pct: 37.3  
FT Pct: 73.8

Rebounds/game: 38.9  
Assists/game: 19.9  
Turnovers/game: 11.6  
Assist/turnover ratio: 1.7  
Steals/game: 6.8  
Blocks/game: 3.8



2018-19 Belmont Men's Basketball  
Belmont Points-Rebounds-Assists (3/17/19)  
All games

Opponent	Date	Score		00 MAYERNICK,	02 MURPHY, GRA	03 WINDLER, DY	05 KUNKEL, ADA	10 HOLLANDER,	11 MCCLAIN, KE	14 HOPKINS, NI
ILLINOIS ST.	11/10/18	100-89	w	DNP	13-8-10	20-6-4	3-0-0	21-6-2	14-4-2	9-1-4
MIDDLE TENN.	11/12/18	92-73	w	0-0-0	15-7-8	34-11-0	0-0-1	8-5-1	10-1-6	0-1-0
at Lipscomb	11/15/18	87-83	w	DNP	17-5-6	6-3-2	0-0-2	21-11-1	16-3-3	0-0-1
TREVECCA	11/20/18	104-50	w	2-0-2	2-3-7	12-7-3	8-3-4	7-4-1	10-1-1	16-4-2
at Kennesaw State	11/24/18	91-53	w	DNP	13-3-1	14-9-5	0-3-0	12-11-1	14-3-4	8-3-0
at Samford	11/29/18	99-93	w	DNP	4-9-8	31-11-0	DNP	16-8-0	11-6-5	21-1-3
at Green Bay	12/1/18	92-100	L	DNP	12-3-10	31-12-1	DNP	9-9-1	13-4-0	2-0-1
LIPSCOMB	12/4/18	76-74	w	0-0-0	15-4-7	12-6-7	DNP	8-5-1	6-4-4	0-1-0
at UCLA	12/15/18	74-72	w	DNP	12-5-7	12-15-3	0-0-0	6-7-1	20-6-6	6-1-0
WKU	12/19/18	80-74	w	DNP	20-2-4	20-11-2	DNP	7-7-2	12-0-8	0-0-1
at Purdue	12/29/18	62-73	L	DNP	6-2-4	7-11-3	0-0-0	DNP	21-1-2	6-0-0
JACKSONVILLE ST.	01/03/19	73-83	L	DNP	14-6-6	23-8-2	2-1-0	2-5-1	21-2-6	0-0-0
TENNESSEE TECH	01/05/19	79-67	w	DNP	6-1-5	23-9-1	5-2-0	2-3-2	9-7-4	5-3-3
MOREHEAD ST.	01/10/19	77-60	w	0-0-0	2-4-3	12-6-0	0-1-1	22-7-1	8-3-2	9-3-3
EASTERN KY.	01/12/19	109-93	w	0-0-0	18-7-5	23-10-4	6-0-0	5-4-0	28-5-6	9-3-3
at Jacksonville State	1/17/19	80-91	L	DNP	3-7-2	17-17-2	0-0-0	3-2-1	20-5-8	11-1-0
TENNESSEE STATE UNIV	01/19/19	92-74	w	0-1-0	12-4-3	25-6-4	0-0-0	0-5-1	16-1-4	10-1-3
at Murray St.	01/24/19	79-66	w	DNP	5-3-3	5-13-4	DNP	8-2-1	23-4-4	14-5-2
at Austin Peay	1/26/19	96-92	w	DNP	17-2-15	33-12-2	DNP	5-3-1	16-1-2	13-7-2
SOUTHEAST MISSOURI	01/31/19	97-71	w	0-0-0	2-5-6	23-16-4	DNP	DNP	31-2-2	3-2-0
UT MARTIN	02/02/19	82-67	w	0-0-0	2-3-11	23-13-1	DNP	DNP	23-3-5	15-4-4
at Eastern Kentucky	02/07/19	83-65	w	DNP	7-5-6	20-14-5	0-2-1	0-0-0	27-12-5	5-5-3
at Morehead State	2/9/19	96-86	w	DNP	13-3-5	41-12-1	0-0-2	0-1-0	13-3-4	8-1-0
at Tennessee State	02/14/19	77-66	w	DNP	15-7-4	31-13-1	5-0-1	DNP	11-3-4	2-4-1
at Tennessee Tech	02/16/19	93-65	w	0-0-0	9-3-4	21-9-2	6-0-3	DNP	16-1-3	11-0-3
EASTERN ILLINOIS	02/21/19	99-58	w	0-0-0	10-5-8	22-7-4	5-0-1	8-6-0	12-5-4	9-0-2
SIU EDWARDSVILLE	02/23/19	97-75	w	0-0-1	11-2-5	18-9-4	0-0-0	6-4-0	13-0-5	3-1-1
at UT Martin	02/28/19	112-67	w	DNP	5-4-16	32-12-0	5-2-1	3-3-0	10-4-8	8-1-2
at Southeast Missouri	03-02-19	84-66	w	DNP	7-9-10	22-11-2	3-0-0	0-0-0	27-3-4	3-0-1
vs Austin Peay	03/08/19	83-67	w	DNP	8-5-11	32-21-2	3-0-0	0-0-0	20-5-1	0-0-1
vs Murray St.	03/09/19	65-77	L	DNP	10-2-4	17-12-5	2-1-0	3-0-1	14-7-4	6-2-1

Opponent	Date	Score		20 PIERSON, TA	21 SABIN, DERE	24 BENKERT, MI	33 MUSZYNSKI,	35 SUEDEKUM, G	50 ADELSPERGE
ILLINOIS ST.	11/10/18	100-89	w	0-1-0	0-0-0	2-1-1	18-7-3	DNP	0-4-0
MIDDLE TENN.	11/12/18	92-73	w	0-1-0	2-0-0	3-1-1	18-3-3	0-0-0	2-1-1
at Lipscomb	11/15/18	87-83	w	1-2-0	0-1-0	6-0-1	16-9-3	DNP	4-2-0
TREVECCA	11/20/18	104-50	w	8-2-1	6-5-2	4-2-3	16-6-1	4-5-1	9-4-0
at Kennesaw State	11/24/18	91-53	w	0-2-0	DNP	4-3-0	13-8-4	0-1-0	13-5-0
at Samford	11/29/18	99-93	w	0-2-1	DNP	5-0-3	6-5-1	DNP	5-3-0
at Green Bay	12/1/18	92-100	L	0-0-0	1-3-0	3-2-0	19-8-5	DNP	2-2-0
LIPSCOMB	12/4/18	76-74	w	0-1-0	0-0-0	12-0-0	19-11-2	0-0-0	4-2-0
at UCLA	12/15/18	74-72	w	DNP	DNP	8-0-0	9-5-2	0-0-0	1-2-0
WKU	12/19/18	80-74	w	4-1-1	DNP	3-0-1	7-6-1	DNP	7-1-0
at Purdue	12/29/18	62-73	L	3-2-1	DNP	3-4-0	14-5-2	DNP	2-4-0
JACKSONVILLE ST.	01/03/19	73-83	L	0-0-0	DNP	0-1-1	9-8-0	DNP	2-1-0
TENNESSEE TECH	01/05/19	79-67	w	0-0-0	0-0-0	5-1-0	12-3-2	DNP	12-5-0
MOREHEAD ST.	01/10/19	77-60	w	0-0-0	0-0-0	2-2-2	20-9-6	0-1-0	2-1-0
EASTERN KY.	01/12/19	109-93	w	2-1-0	0-0-0	2-2-1	14-9-1	0-0-0	2-5-0
at Jacksonville State	1/17/19	80-91	L	0-0-0	DNP	0-1-0	23-5-1	0-0-0	3-3-0
TENNESSEE STATE UNIV	01/19/19	92-74	w	0-0-0	1-1-0	2-3-0	23-6-5	0-0-0	3-1-0
at Murray St.	01/24/19	79-66	w	DNP	DNP	0-2-0	20-4-6	DNP	4-3-0
at Austin Peay	1/26/19	96-92	w	0-1-0	DNP	0-0-0	12-5-3	0-0-0	0-1-0
SOUTHEAST MISSOURI	01/31/19	97-71	w	3-1-0	2-1-2	0-1-2	27-6-0	0-0-1	6-0-0
UT MARTIN	02/02/19	82-67	w	0-0-0	1-0-0	0-3-0	16-10-4	0-1-0	2-1-0
at Eastern Kentucky	02/07/19	83-65	w	0-0-0	DNP	DNP	13-2-4	DNP	11-3-0
at Morehead State	2/9/19	96-86	w	DNP	DNP	8-1-0	13-7-4	0-0-0	0-2-2
at Tennessee State	02/14/19	77-66	w	DNP	0-0-0	6-4-0	4-3-1	DNP	3-4-0
at Tennessee Tech	02/16/19	93-65	w	3-4-0	3-0-0	6-4-1	8-5-5	DNP	10-3-1
EASTERN ILLINOIS	02/21/19	99-58	w	0-0-2	4-3-0	9-2-0	18-5-3	0-0-0	2-2-1
SIU EDWARDSVILLE	02/23/19	97-75	w	0-1-0	0-0-0	13-3-0	19-5-3	0-1-0	14-5-0
at UT Martin	02/28/19	112-67	w	3-1-1	7-2-1	12-1-0	19-5-0	0-0-2	8-3-0
at Southeast Missouri	03-02-19	84-66	w	0-0-0	DNP	8-3-0	10-3-3	DNP	4-0-0
vs Austin Peay	03/08/19	83-67	w	2-1-0	DNP	3-2-1	11-4-2	DNP	4-3-0
vs Murray St.	03/09/19	65-77	L	0-0-0	6-2-0	0-2-0	DNP	DNP	7-2-0



2018-19 Belmont Men's Basketball  
Belmont Game-by-Game Highs (3/17/19)  
All games

Opponent	Date	Score	Points	Rebounds	Assists	Steals	Blocked shots
ILLINOIS ST.	11/10/18	100-89	21-HOLLANDER, Cal	8-MURPHY, Grayson	10-MURPHY, Grayso	2-MURPHY, Grayson WINDLER, Dylan	5-MUSZYNSKI, Nick
MIDDLE TENN. at Lipscomb	11/12/18 11/15/18	92-73 87-83	34-WINDLER, Dylan 21-HOLLANDER, Cal	11-WINDLER, Dylan 11-HOLLANDER, Cal	8-MURPHY, Grayson 6-MURPHY, Grayson	5-MURPHY, Grayson 2-MCCLAIN, Kevin WINDLER, Dylan	3-MUSZYNSKI, Nick 5-MUSZYNSKI, Nick
TREVECCA  at Kennesaw State	11/20/18  11/24/18	104-50  91-53	16-HOPKINS, Nick MUSZYNSKI, Nick 14-WINDLER, Dylan MCCLAIN, Kevin	7-WINDLER, Dylan  11-HOLLANDER, Cal	7-MURPHY, Grayson  5-WINDLER, Dylan	5-MCCLAIN, Kevin  3-MURPHY, Grayson WINDLER, Dylan	1-MUSZYNSKI, Nick KUNKEL, Adam SUEDEKUM, Garret 3-MUSZYNSKI, Nick
at Samford at Green Bay	11/29/18 12/1/18	99-93 92-100	31-WINDLER, Dylan 31-WINDLER, Dylan	11-WINDLER, Dylan 12-WINDLER, Dylan	8-MURPHY, Grayson 10-MURPHY, Grayso	4-HOLLANDER, Cale 3-HOLLANDER, Cale	2-WINDLER, Dylan 1-HOLLANDER, Cale WINDLER, Dylan MUSZYNSKI, Nick ADELSPERGER, S
LIPSCOMB	12/4/18	76-74	19-MUSZYNSKI, Nick	11-MUSZYNSKI, Nick	7-MURPHY, Grayson WINDLER, Dylan	3-MURPHY, Grayson	4-MUSZYNSKI, Nick
at UCLA	12/15/18	74-72	20-MCCLAIN, Kevin	15-WINDLER, Dylan	7-MURPHY, Grayson	2-MCCLAIN, Kevin WINDLER, Dylan	2-MUSZYNSKI, Nick
WKU	12/19/18	80-74	20-WINDLER, Dylan MURPHY, Grayson	11-WINDLER, Dylan	8-MCCLAIN, Kevin	4-MCCLAIN, Kevin	2-MUSZYNSKI, Nick
at Purdue	12/29/18	62-73	21-MCCLAIN, Kevin	11-WINDLER, Dylan	4-MURPHY, Grayson	3-MURPHY, Grayson	3-MUSZYNSKI, Nick
JACKSONVILLE ST.	01/03/19	73-83	23-WINDLER, Dylan	8-MUSZYNSKI, Nick WINDLER, Dylan	6-MCCLAIN, Kevin MURPHY, Grayson	3-MURPHY, Grayson	3-WINDLER, Dylan
TENNESSEE TECH	01/05/19	79-67	23-WINDLER, Dylan	9-WINDLER, Dylan	5-MURPHY, Grayson	2-WINDLER, Dylan	3-MUSZYNSKI, Nick
MOREHEAD ST.	01/10/19	77-60	22-HOLLANDER, Cal	9-MUSZYNSKI, Nick	6-MUSZYNSKI, Nick	2-MURPHY, Grayson	2-MUSZYNSKI, Nick
EASTERN KY.	01/12/19	109-93	28-MCCLAIN, Kevin	10-WINDLER, Dylan	6-MCCLAIN, Kevin	2-MURPHY, Grayson WINDLER, Dylan KUNKEL, Adam	1-HOLLANDER, Cale MUSZYNSKI, Nick
at Jacksonville State	1/17/19	80-91	23-MUSZYNSKI, Nick	17-WINDLER, Dylan	8-MCCLAIN, Kevin	3-HOPKINS, Nick	1-MCCLAIN, Kevin MUSZYNSKI, Nick ADELSPERGER, S
TENNESSEE STATE UNIV	01/19/19	92-74	25-WINDLER, Dylan	6-MUSZYNSKI, Nick WINDLER, Dylan	5-MUSZYNSKI, Nick	2-MURPHY, Grayson	4-MUSZYNSKI, Nick
at Murray St.	01/24/19	79-66	23-MCCLAIN, Kevin	13-WINDLER, Dylan	6-MUSZYNSKI, Nick	3-MURPHY, Grayson	3-MUSZYNSKI, Nick
at Austin Peay	1/26/19	96-92	33-WINDLER, Dylan	12-WINDLER, Dylan	15-MURPHY, Grayso	2-WINDLER, Dylan	2-MUSZYNSKI, Nick
SOUTHEAST MISSOURI	01/31/19	97-71	31-MCCLAIN, Kevin	16-WINDLER, Dylan	6-MURPHY, Grayson	2-MCCLAIN, Kevin MUSZYNSKI, Nick	2-MUSZYNSKI, Nick
UT MARTIN	02/02/19	82-67	23-MCCLAIN, Kevin WINDLER, Dylan	13-WINDLER, Dylan	11-MURPHY, Grayso	2-HOPKINS, Nick BENKERT, Michael	1-MUSZYNSKI, Nick MURPHY, Grayson WINDLER, Dylan
at Eastern Kentucky	02/07/19	83-65	27-MCCLAIN, Kevin	14-WINDLER, Dylan	6-MURPHY, Grayson	2-HOPKINS, Nick	1-MCCLAIN, Kevin WINDLER, Dylan
at Morehead State	2/9/19	96-86	41-WINDLER, Dylan	12-WINDLER, Dylan	5-MURPHY, Grayson	3-WINDLER, Dylan	3-MUSZYNSKI, Nick
at Tennessee State	02/14/19	77-66	31-WINDLER, Dylan	13-WINDLER, Dylan	4-MURPHY, Grayson MCCLAIN, Kevin	4-MURPHY, Grayson	2-MUSZYNSKI, Nick
at Tennessee Tech	02/16/19	93-65	21-WINDLER, Dylan	9-WINDLER, Dylan	5-MUSZYNSKI, Nick	4-HOPKINS, Nick	1-MUSZYNSKI, Nick
EASTERN ILLINOIS	02/21/19	99-58	22-WINDLER, Dylan	7-WINDLER, Dylan	8-MURPHY, Grayson	2-MCCLAIN, Kevin MURPHY, Grayson	2-MUSZYNSKI, Nick
SIU EDWARDSVILLE	02/23/19	97-75	19-MUSZYNSKI, Nick	9-WINDLER, Dylan	5-MCCLAIN, Kevin MURPHY, Grayson	2-MCCLAIN, Kevin MUSZYNSKI, Nick	1-ADELSPERGER, S
at UT Martin	02/28/19	112-67	32-WINDLER, Dylan	12-WINDLER, Dylan	16-MURPHY, Grayso	3-WINDLER, Dylan	3-MUSZYNSKI, Nick
at Southeast Missouri	03-02-19	84-66	27-MCCLAIN, Kevin	11-WINDLER, Dylan	10-MURPHY, Grayso	2-MURPHY, Grayson	3-MUSZYNSKI, Nick





2018-19 Belmont Men's Basketball  
Belmont Game-by-Game Highs (3/17/19)  
All games

Opponent	Date	Score	Points	Rebounds	Assists	Steals	Blocked shots
vs Austin Peay	03/08/19	83-67	32-WINDLER, Dylan	21-WINDLER, Dylan	11-MURPHY, Grayson	MCCLAIN, Kevin 2-WINDLER, Dylan MURPHY, Grayson	1-MUSZYNSKI, Nick MURPHY, Grayson
vs Murray St.	03/09/19	65-77	17-WINDLER, Dylan	12-WINDLER, Dylan	5-WINDLER, Dylan	1-KUNKEL, Adam HOLLANDER, Cale MURPHY, Grayson WINDLER, Dylan HOPKINS, Nick	1-MCCLAIN, Kevin MURPHY, Grayson



2018-19 Belmont Men's Basketball  
Belmont Team High/Low Analysis (3/17/19)  
All games

Belmont - TEAM GAME HIGHS

POINTS	112	at UT Martin (02/28/19)
	109	EASTERN KY. (01/12/19)
	104	TREVECCA (11/20/18)
	100	ILLINOIS ST. (11/10/18)
	99	EASTERN ILLINOIS (02/21/19)
	99	at Samford (11/29/18)
FIELD GOALS MADE	42	at UT Martin (02/28/19)
	37	SIU EDWARDSVILLE (02/23/19)
	37	at Austin Peay (1/26/19)
	37	at Green Bay (12/1/18)
	37	TREVECCA (11/20/18)
	37	ILLINOIS ST. (11/10/18)
FIELD GOAL ATTEMPTS	84	at Green Bay (12/1/18)
	80	at Samford (11/29/18)
FIELD GOAL PERCENTAGE	.635 (33-52)	TENNESSEE STATE UNIVERSITY (01/19/19)
	.627 (37-59)	at Austin Peay (1/26/19)
3 PT FIELD GOALS MADE	19	at UT Martin (02/28/19)
	18	EASTERN ILLINOIS (02/21/19)
3 PT FG ATTEMPTS	39	at UT Martin (02/28/19)
	38	at Purdue (12/29/18)
3 PT FG PERCENTAGE	.619 (13-21)	TENNESSEE STATE UNIVERSITY (01/19/19)
	.536 (15-28)	at Tennessee Tech (02/16/19)
FREE THROWS MADE	32	SOUTHEAST MISSOURI (01/31/19)
	32	EASTERN KY. (01/12/19)
FREE THROW ATTEMPTS	40	EASTERN KY. (01/12/19)
	34	SOUTHEAST MISSOURI (01/31/19)
FREE THROW PERCENTAGE	.941 (32-34)	SOUTHEAST MISSOURI (01/31/19)
	.929 (13-14)	EASTERN ILLINOIS (02/21/19)
REBOUNDS	53	at Kennesaw State (11/24/18)
	51	at Samford (11/29/18)
ASSISTS	31	at UT Martin (02/28/19)
	28	TREVECCA (11/20/18)
STEALS	12	TREVECCA (11/20/18)
	11	WKU (12/19/18)
BLOCKED SHOTS	9	at Kennesaw State (11/24/18)
	8	at Lipscomb (11/15/18)
TURNOVERS	21	at Lipscomb (11/15/18)
	20	MOREHEAD ST. (01/10/19)
FOULS	24	TENNESSEE TECH (01/05/19)
	23	at Lipscomb (11/15/18)



2018-19 Belmont Men's Basketball  
Belmont High/Low Analysis (3/17/19)  
All games

Opponent - GAME HIGHS

POINTS	100		at Green Bay (12/1/18)
	93		EASTERN KY. (01/12/19)
	93		at Samford (11/29/18)
	92		at Austin Peay (1/26/19)
	91		at Jacksonville State (1/17/19)
FIELD GOALS MADE	36		at Austin Peay (1/26/19)
	36		at Samford (11/29/18)
FIELD GOAL ATTEMPTS	81		at Samford (11/29/18)
	73		UT MARTIN (02/02/19)
	73		EASTERN KY. (01/12/19)
FIELD GOAL PERCENTAGE	.527	(29-55)	SIU EDWARDSVILLE (02/23/19)
	.522	(36-69)	at Austin Peay (1/26/19)
3 PT FIELD GOALS MADE	14		EASTERN KY. (01/12/19)
	13		ILLINOIS ST. (11/10/18)
3 PT FG ATTEMPTS	36		TREVECCA (11/20/18)
	35		EASTERN KY. (01/12/19)
3 PT FG PERCENTAGE	.478	(11-23)	at Jacksonville State (1/17/19)
	.478	(11-23)	at Green Bay (12/1/18)
FREE THROWS MADE	21		at Green Bay (12/1/18)
	20		JACKSONVILLE ST. (01/03/19)
FREE THROW ATTEMPTS	34		TENNESSEE TECH (01/05/19)
	28		at Murray St. (01/24/19)
	28		at UCLA (12/15/18)
FREE THROW PERCENTAGE	1.000	(6-6)	TREVECCA (11/20/18)
	1.000	(2-2)	UT MARTIN (02/02/19)
REBOUNDS	50		at Samford (11/29/18)
	49		at Jacksonville State (1/17/19)
ASSISTS	20		at Green Bay (12/1/18)
	19		EASTERN KY. (01/12/19)
	19		ILLINOIS ST. (11/10/18)
STEALS	11		at Eastern Kentucky (02/07/19)
	10		at Austin Peay (1/26/19)
	10		EASTERN KY. (01/12/19)
	10		at Lipscomb (11/15/18)
BLOCKED SHOTS	9		at Jacksonville State (1/17/19)
	7		ILLINOIS ST. (11/10/18)
TURNOVERS	21		MIDDLE TENN. (11/12/18)
	20		TREVECCA (11/20/18)
FOULS	27		EASTERN KY. (01/12/19)
	23		at Tennessee Tech (02/16/19)
	23		at Tennessee State (02/14/19)
	23		SOUTHEAST MISSOURI (01/31/19)
	23		at Austin Peay (1/26/19)
	23		TENNESSEE STATE UNIVERSITY (01/19/19)





2018-19 Belmont Men's Basketball  
Belmont High/Low Analysis (3/17/19)  
All games

Belmont - GAME LOWS

POINTS	62	at Purdue (12/29/18)
	65	vs Murray St. (03/09/19)
	73	JACKSONVILLE ST. (01/03/19)
	74	at UCLA (12/15/18)
	76	LIPSCOMB (12/4/18)
FIELD GOALS MADE	24	at Purdue (12/29/18)
	25	vs Murray St. (03/09/19)
FIELD GOAL ATTEMPTS	52	TENNESSEE STATE UNIVERSITY (01/19/19)
	53	MOREHEAD ST. (01/10/19)
FIELD GOAL PERCENTAGE	.355 (27-76)	at Jacksonville State (1/17/19)
	.364 (24-66)	at Purdue (12/29/18)
3 PT FIELD GOALS MADE	5	at Austin Peay (1/26/19)
	5	at Tennessee State (02/14/19)
3 PT FG ATTEMPTS	15	at Austin Peay (1/26/19)
	19	MIDDLE TENN. (11/12/18)
3 PT FG PERCENTAGE	.194 (6-31)	at Green Bay (12/1/18)
	.208 (5-24)	at Tennessee State (02/14/19)
FREE THROWS MADE	3	at Purdue (12/29/18)
	3	at Eastern Kentucky (02/07/19)
FREE THROW ATTEMPTS	4	at Purdue (12/29/18)
	4	at Eastern Kentucky (02/07/19)
FREE THROW PERCENTAGE	.542 (13-24)	TENNESSEE STATE UNIVERSITY (01/19/19)
	.577 (15-26)	at Samford (11/29/18)
REBOUNDS	30	WKU (12/19/18)
	30	at Purdue (12/29/18)
ASSISTS	12	at Purdue (12/29/18)
	12	at Tennessee State (02/14/19)
STEALS	4	at Murray St. (01/24/19)
	4	vs Austin Peay (03/08/19)
BLOCKED SHOTS	1	at Tennessee Tech (02/16/19)
	1	SIU EDWARDSVILLE (02/23/19)
TURNOVERS	4	at Morehead State (2/9/19)
	5	at UT Martin (02/28/19)
FOULS	7	UT MARTIN (02/02/19)
	9	ILLINOIS ST. (11/10/18)
	9	SOUTHEAST MISSOURI (01/31/19)
	9	EASTERN ILLINOIS (02/21/19)



2018-19 Belmont Men's Basketball  
Belmont High/Low Analysis (3/17/19)  
All games

Opponent - GAME LOWS

POINTS	50	TREVECCA (11/20/18)
	53	at Kennesaw State (11/24/18)
	58	EASTERN ILLINOIS (02/21/19)
	60	MOREHEAD ST. (01/10/19)
	65	at Eastern Kentucky (02/07/19)
	65	at Tennessee Tech (02/16/19)
FIELD GOALS MADE	17	TREVECCA (11/20/18)
	18	MOREHEAD ST. (01/10/19)
FIELD GOAL ATTEMPTS	49	TENNESSEE TECH (01/05/19)
	54	MOREHEAD ST. (01/10/19)
FIELD GOAL PERCENTAGE	.293 (17-58)	TREVECCA (11/20/18)
	.313 (21-67)	at Kennesaw State (11/24/18)
3 PT FIELD GOALS MADE	2	at Kennesaw State (11/24/18)
	3	WKU (12/19/18)
	3	TENNESSEE TECH (01/05/19)
	3	vs Murray St. (03/09/19)
3 PT FG ATTEMPTS	9	at Kennesaw State (11/24/18)
	14	vs Murray St. (03/09/19)
3 PT FG PERCENTAGE	.176 (3-17)	TENNESSEE TECH (01/05/19)
	.200 (3-15)	WKU (12/19/18)
FREE THROWS MADE	2	UT MARTIN (02/02/19)
	4	SOUTHEAST MISSOURI (01/31/19)
FREE THROW ATTEMPTS	2	UT MARTIN (02/02/19)
	6	TREVECCA (11/20/18)
	6	SOUTHEAST MISSOURI (01/31/19)
FREE THROW PERCENTAGE	.429 (12-28)	at UCLA (12/15/18)
	.471 (8-17)	vs Austin Peay (03/08/19)
REBOUNDS	22	SIU EDWARDSVILLE (02/23/19)
	23	TREVECCA (11/20/18)
ASSISTS	5	at Kennesaw State (11/24/18)
	5	at Tennessee State (02/14/19)
STEALS	3	at Morehead State (2/9/19)
	3	at Southeast Missouri (03-02-19)
	3	vs Murray St. (03/09/19)
BLOCKED SHOTS	0	TREVECCA (11/20/18)
	0	MOREHEAD ST. (01/10/19)
TURNOVERS	6	UT MARTIN (02/02/19)
	6	vs Austin Peay (03/08/19)
FOULS	8	at Eastern Kentucky (02/07/19)
	10	at Purdue (12/29/18)
	10	at UT Martin (02/28/19)



2018-19 Belmont Men's Basketball  
Belmont Player High/Low Analysis (3/17/19)  
All games

Belmont - INDIVIDUAL GAME HIGHS

Points	41	WINDLER, Dylan at Morehead State (2/9/19)
	34	WINDLER, Dylan vs Middle Tenn. (11/12/18)
	33	WINDLER, Dylan at Austin Peay (1/26/19)
	32	WINDLER, Dylan vs Austin Peay (03/08/19)
	32	WINDLER, Dylan at UT Martin (02/28/19)
Field Goals Made	12	WINDLER, Dylan vs Austin Peay (03/08/19)
	12	WINDLER, Dylan at Morehead State (2/9/19)
	12	WINDLER, Dylan at Austin Peay (1/26/19)
	12	WINDLER, Dylan at Green Bay (12/1/18)
	12	WINDLER, Dylan vs Middle Tenn. (11/12/18)
Field Goal Att.	24	WINDLER, Dylan at Green Bay (12/1/18)
	20	WINDLER, Dylan at Morehead State (2/9/19)
	20	WINDLER, Dylan at Samford (11/29/18)
	20	WINDLER, Dylan vs Middle Tenn. (11/12/18)
FG Pct (min 5 made)	1.000 (5-5)	BENKERT, Michael vs SIU Edwardsville (02/23/19)
	.900 (9-10)	MUSZYNSKI, Nick at UT Martin (02/28/19)
3-Point FG Made	8	WINDLER, Dylan vs Austin Peay (03/08/19)
	8	WINDLER, Dylan at Morehead State (2/9/19)
3-Point FG Att.	15	WINDLER, Dylan vs Austin Peay (03/08/19)
	14	WINDLER, Dylan at Morehead State (2/9/19)
3-Pt FG Pct (min 2 made)	1.000 (3-3)	BENKERT, Michael vs SIU Edwardsville (02/23/19)
	1.000 (2-2)	HOLLANDER, Caleb vs Eastern Illinois (02/21/19)
	1.000 (2-2)	HOPKINS, Nick vs Eastern Ky. (01/12/19)
Free Throws Made	14	MCCLAIN, Kevin vs Southeast Missouri (01/31/19)
	12	MCCLAIN, Kevin vs Eastern Ky. (01/12/19)
Free Throw Att.	16	MCCLAIN, Kevin vs Southeast Missouri (01/31/19)
	15	MCCLAIN, Kevin vs Eastern Ky. (01/12/19)
FT Pct (min 3 made)	1.000 (9-9)	MUSZYNSKI, Nick vs Southeast Missouri (01/31/19)
	1.000 (7-7)	WINDLER, Dylan at Tennessee State (02/14/19)
	1.000 (7-7)	WINDLER, Dylan vs Southeast Missouri (01/31/19)
	1.000 (6-6)	MCCLAIN, Kevin vs Eastern Illinois (02/21/19)
	1.000 (5-5)	WINDLER, Dylan at UT Martin (02/28/19)
	1.000 (5-5)	WINDLER, Dylan vs Eastern Illinois (02/21/19)
	1.000 (5-5)	MUSZYNSKI, Nick at Green Bay (12/1/18)
	1.000 (4-4)	HOPKINS, Nick at Jacksonville State (1/17/19)
	1.000 (4-4)	MUSZYNSKI, Nick vs Eastern Ky. (01/12/19)
	1.000 (4-4)	HOPKINS, Nick vs Morehead St. (01/10/19)
	1.000 (4-4)	WINDLER, Dylan vs Jacksonville St. (01/03/19)
	1.000 (4-4)	MUSZYNSKI, Nick vs WKU (12/19/18)
	1.000 (4-4)	WINDLER, Dylan at Kennesaw State (11/24/18)
	1.000 (4-4)	HOPKINS, Nick vs Trevecca (11/20/18)
	1.000 (3-3)	MUSZYNSKI, Nick vs Austin Peay (03/08/19)
	1.000 (3-3)	WINDLER, Dylan at Southeast Missouri (03-02-19)
	1.000 (3-3)	WINDLER, Dylan vs SIU Edwardsville (02/23/19)
	1.000 (3-3)	KUNKEL, Adam vs Eastern Ky. (01/12/19)
	1.000 (3-3)	MCCLAIN, Kevin vs Morehead St. (01/10/19)
	1.000 (3-3)	MCCLAIN, Kevin vs WKU (12/19/18)
	1.000 (3-3)	WINDLER, Dylan at Green Bay (12/1/18)
Rebounds	21	WINDLER, Dylan vs Austin Peay (03/08/19)
	17	WINDLER, Dylan at Jacksonville State (1/17/19)
Assists	16	MURPHY, Grayson at UT Martin (02/28/19)
	15	MURPHY, Grayson at Austin Peay (1/26/19)
Steals	5	MCCLAIN, Kevin vs Trevecca (11/20/18)



	5	MURPHY, Grayson vs Middle Tenn. (11/12/18)
Blocked Shots	5	MUSZYNSKI, Nick at Lipscomb (11/15/18)
	5	MUSZYNSKI, Nick vs Illinois St. (11/10/18)
Turnovers	6	MCCLAIN, Kevin vs Eastern Ky. (01/12/19)
	6	MURPHY, Grayson at Lipscomb (11/15/18)
	6	MCCLAIN, Kevin at Lipscomb (11/15/18)
Fouls	5	MUSZYNSKI, Nick vs Tennessee Tech (01/05/19)
	5	MURPHY, Grayson vs Tennessee Tech (01/05/19)
	5	WINDLER, Dylan at UCLA (12/15/18)
	5	MCCLAIN, Kevin at Green Bay (12/1/18)
Minutes	42	MCCLAIN, Kevin at Jacksonville State (1/17/19)
	42	WINDLER, Dylan at Jacksonville State (1/17/19)
	42	WINDLER, Dylan at Samford (11/29/18)
	40	WINDLER, Dylan at Morehead State (2/9/19)
	40	MCCLAIN, Kevin at Murray St. (01/24/19)



2018-19 Belmont Men's Basketball  
Belmont Opponent High/Low Analysis (3/17/19)  
All games

OPPONENT INDIVIDUAL GAME HIGHS

Points	36	Ja Morant vs Murray St. (03/09/19)
	30	BURNELL, Jason at Jacksonville State (1/17/19)
	30	HOOKER, Tyler at Kennesaw State (11/24/18)
	27	MATHEWS, Garrison at Lipscomb (11/15/18)
	26	MAYO, Nick vs Eastern Ky. (01/12/19)
	26	MARBERRY, Rob vs Lipscomb (12/4/18)
Field Goals Made	13	Ja Morant vs Murray St. (03/09/19)
	12	HOOKER, Tyler at Kennesaw State (11/24/18)
Field Goal Att.	26	HOOKER, Tyler at Kennesaw State (11/24/18)
	25	Ja Morant vs Murray St. (03/09/19)
FG Pct (min 5 made)	.750 (9-12)	Ruben Guerrero at Samford (11/29/18)
	.750 (6-8)	BASSEY, Charles vs WKU (12/19/18)
3-Point FG Made	6	BREWER, Ledarius vs Southeast Missouri (01/31/19)
	4	HICKS, A.J. at Morehead State (2/9/19)
	4	GIVENS, Jarrett at Austin Peay (1/26/19)
	4	Littlejohn, Michael vs Tennessee State University (01/19/19)
	4	GREGORY, Jamall at Jacksonville State (1/17/19)
	4	WEAVER, Dujuanta vs Eastern Ky. (01/12/19)
	4	Willis, Austin vs Trevecca (11/20/18)
	4	Copeland, Zach vs Illinois St. (11/10/18)
3-Point FG Att.	10	WEAVER, Dujuanta vs Eastern Ky. (01/12/19)
	10	GREEN, Antonio vs Middle Tenn. (11/12/18)
3-Pt FG Pct (min 2 made)	1.000 (4-4)	GREGORY, Jamall at Jacksonville State (1/17/19)
	1.000 (2-2)	KAO, Oscar at Southeast Missouri (03-02-19)
Free Throws Made	9	Ja Morant vs Murray St. (03/09/19)
	9	BURNELL, Jason at Jacksonville State (1/17/19)
Free Throw Att.	13	HENRY, Micaiah vs Tennessee Tech (01/05/19)
	12	Ja Morant at Murray St. (01/24/19)
FT Pct (min 3 made)	1.000 (9-9)	Ja Morant vs Murray St. (03/09/19)
	1.000 (6-6)	COHEN III, Sandy at Green Bay (12/1/18)
	1.000 (4-4)	Tevin Brown vs Murray St. (03/09/19)
	1.000 (4-4)	COOPER, De'von at Morehead State (2/9/19)
	1.000 (4-4)	DUNLAP, Maurice vs Jacksonville St. (01/03/19)
	1.000 (4-4)	MOSTELLA, Detrick vs Jacksonville St. (01/03/19)
	1.000 (4-4)	BASSEY, Charles vs WKU (12/19/18)
	1.000 (4-4)	BANTON, Dalano vs WKU (12/19/18)
	1.000 (4-4)	Ali, Prince at UCLA (12/15/18)
	1.000 (4-4)	Starling, Imani vs Trevecca (11/20/18)
	1.000 (4-4)	SCURRY, Reggie vs Middle Tenn. (11/12/18)
	1.000 (3-3)	RUSSELL, Nygal at Southeast Missouri (03-02-19)
	1.000 (3-3)	LITTLEJOHN, Michael at Tennessee State (02/14/19)
	1.000 (3-3)	FITZPATRICK-DORSEY at Tennessee State (02/14/19)
Rebounds	13	Darnell Cowart at Murray St. (01/24/19)
	12	BURNELL, Jason vs Jacksonville St. (01/03/19)
	12	Ruben Guerrero at Samford (11/29/18)
Assists	9	Ja Morant at Murray St. (01/24/19)
	8	BURNELL, Jason vs Jacksonville St. (01/03/19)
	8	COHEN III, Sandy at Green Bay (12/1/18)
Steals	4	DIALLO, Aboubacar vs Eastern Illinois (02/21/19)
	4	MAYO, Nick at Eastern Kentucky (02/07/19)
	4	GREGORY, Jamall at Jacksonville State (1/17/19)
Blocked Shots	4	CUNNINGHAM, Christian at Jacksonville State (1/17/19)
	4	Ruben Guerrero at Samford (11/29/18)

Turnovers	7	Ja Morant vs Murray St. (03/09/19)
	6	MAYO, Nick at Eastern Kentucky (02/07/19)
	6	JANKOVIC, Kosta at Kennesaw State (11/24/18)
Fouls	5	CUFFEE, Khalil at Southeast Missouri (03-02-19)
	5	CHAFFEE JR., Stokley at Tennessee State (02/14/19)
	5	COOPER, De'von at Morehead State (2/9/19)
	5	MCGLOTHAN, Gabe vs Southeast Missouri (01/31/19)
	5	TOLBERT, Sage vs Southeast Missouri (01/31/19)
	5	Chaffee,Stokley vs Tennessee State University (01/19/19)
	5	MAYO, Nick vs Eastern Ky. (01/12/19)
	5	PEPPER, Eli vs Lipscomb (12/4/18)
	5	BUCKLAND, Michael at Lipscomb (11/15/18)





2018-19 Belmont Men's Basketball  
Belmont Overall/Conference Statistics (3/17/19)  
All games

SUMMARY	Overall Statistics										Conference Statistics									
	gp-gs	min/g	fg%	3fg%	ft%	r/g	a/g	stl	blk	pts/g	gp-gs	min/g	fg%	3fg%	ft%	r/g	a/g	stl	blk	pts/g
WINDLER, Dylan	31-31	32.8	.548	.430	.846	10.7	2.6	44	18	21.4	18-18	32.7	.584	.481	.888	10.9	2.4	20	8	23.0
MCCLAIN, Kevin	31-31	33.1	.458	.367	.693	3.5	4.1	39	8	16.3	18-18	33.4	.491	.382	.723	3.6	4.4	20	3	18.0
MUSZYNSKI, Nick	30-30	25.0	.608	.389	.779	5.9	2.7	17	65	14.9	18-18	25.2	.641	.300	.738	5.6	2.8	10	35	15.6
MURPHY, Grayson	31-31	29.7	.494	.365	.578	4.5	6.6	52	4	9.8	18-18	29.5	.550	.364	.609	4.4	6.5	27	2	8.8
HOLLANDER, Caleb	26-17	16.6	.427	.319	.400	4.5	0.8	14	4	7.0	14-7	12.3	.377	.268	.167	3.2	0.6	2	1	4.6
HOPKINS, Nick	31-11	17.4	.400	.386	.957	1.8	1.5	17	1	6.8	18-11	21.5	.405	.379	1.000	2.3	1.8	13	0	7.7
ADELSPERGER, Seth	31-1	12.3	.697	.000	.677	2.5	0.2	4	13	4.8	18-0	12.0	.689	.000	.684	2.4	0.2	3	9	4.9
BENKERT, Michael	30-3	21.7	.396	.352	.818	1.7	0.6	10	0	4.3	17-0	21.5	.442	.396	.800	2.0	0.4	8	0	4.3
KUNKEL, Adam	23-0	9.6	.327	.282	.889	0.7	0.7	10	1	2.3	14-0	10.5	.297	.276	1.000	0.6	0.7	6	0	2.6
SABIN, Derek	18-0	4.6	.706	.000	.600	1.0	0.3	0	1	1.8	11-0	4.0	.600	.000	.545	0.6	0.3	0	1	1.6
PIERSON, Tate	27-0	5.9	.333	.316	.625	0.9	0.3	0	1	1.1	15-0	5.1	.273	.375	.500	0.6	0.2	0	0	0.7
SUEDEKUM, Garrett	16-0	2.9	.167	.333	.500	0.6	0.3	3	1	0.3	11-0	2.3	.000	.000	.000	0.3	0.3	1	0	0.0
MAYERNICK, Michael	11-0	2.6	.500	.000	.000	0.1	0.3	2	0	0.2	8-0	2.1	.000	.000	.000	0.1	0.1	0	0	0.0
Totals	31		.499	.373	.738	38.9	19.9	212	117	87.4	18		.522	.389	.756	37.4	20.2	110	59	89.2
Opponent	31		.425	.343	.701	35.0	12.2	190	111	73.9	18		.426	.364	.709	32.8	11.9	114	57	72.9

SCORING	Overall Statistics								Conference Statistics							
	fg-fga	fg%	3fg-fga	3fg%	ft-fta	ft%	pts	pts/g	fg-fga	fg%	3fg-fga	3fg%	ft-fta	ft%	pts	pts/g
WINDLER, Dylan	230-420	.548	92-214	.430	110-130	.846	662	21.4	136-233	.584	63-131	.481	79-89	.888	414	23.0
MCCLAIN, Kevin	171-373	.458	66-180	.367	97-140	.693	505	16.3	106-216	.491	39-102	.382	73-101	.723	324	18.0
MUSZYNSKI, Nick	186-306	.608	7-18	.389	67-86	.779	446	14.9	116-181	.641	3-10	.300	45-61	.738	280	15.6
MURPHY, Grayson	126-255	.494	27-74	.365	26-45	.578	305	9.8	66-120	.550	12-33	.364	14-23	.609	158	8.8
HOLLANDER, Caleb	73-171	.427	30-94	.319	6-15	.400	182	7.0	26-69	.377	11-41	.268	1-6	.167	64	4.6
HOPKINS, Nick	68-170	.400	54-140	.386	22-23	.957	212	6.8	45-111	.405	33-87	.379	15-15	1.000	138	7.7
ADELSPERGER, Seth	53-76	.697	0-0	.000	42-62	.677	148	4.8	31-45	.689	0-0	.000	26-38	.684	88	4.9
BENKERT, Michael	40-101	.396	31-88	.352	18-22	.818	129	4.3	23-52	.442	19-48	.396	8-10	.800	73	4.3
KUNKEL, Adam	17-52	.327	11-39	.282	8-9	.889	53	2.3	11-37	.297	8-29	.276	7-7	1.000	37	2.6
SABIN, Derek	12-17	.706	0-2	.000	9-15	.600	33	1.8	6-10	.600	0-1	.000	6-11	.545	18	1.6
PIERSON, Tate	9-27	.333	6-19	.316	5-8	.625	29	1.1	3-11	.273	3-8	.375	2-4	.500	11	0.7
SUEDEKUM, Garrett	1-6	.167	1-3	.333	1-2	.500	4	0.3	0-3	.000	0-1	.000	0-0	.000	0	0.0
MAYERNICK, Michael	1-2	.500	0-0	.000	0-0	.000	2	0.2	0-1	.000	0-0	.000	0-0	.000	0	0.0
Totals	987-1976	.499	325-871	.373	411-557	.738	2710	87.4	569-1089	.522	191-491	.389	276-365	.756	1605	89.2
Opponent	837-1970	.425	240-699	.343	376-536	.701	2290	73.9	480-1128	.426	150-412	.364	202-285	.709	1312	72.9

TOTALS	Overall Statistics										Conference Statistics									
	o-reb	d-reb	total	pf	fo	a	to	a/to	hi	pts	o-reb	d-reb	total	pf	fo	a	to	a/to	hi	pts
WINDLER, Dylan	60	272	332	66	1	80	66	1.2	41		29	168	197	34	0	43	33	1.3	41	
MCCLAIN, Kevin	14	95	109	57	1	126	69	1.8	31		5	59	64	36	0	80	43	1.9	31	
MUSZYNSKI, Nick	40	137	177	59	1	80	48	1.7	27		23	77	100	32	1	51	25	2.0	27	
MURPHY, Grayson	24	114	138	65	1	204	77	2.6	20		16	64	80	37	1	117	42	2.8	18	
HOLLANDER, Caleb	27	91	118	41	0	20	14	1.4	22		14	31	45	18	0	8	7	1.1	22	
HOPKINS, Nick	3	52	55	34	0	47	24	2.0	21		3	38	41	21	0	33	18	1.8	15	
ADELSPERGER, Seth	37	41	78	46	0	5	5	1.0	14		22	21	43	24	0	4	4	1.0	14	
BENKERT, Michael	13	38	51	57	0	18	18	1.0	13		6	28	34	31	0	7	10	0.7	13	
KUNKEL, Adam	2	13	15	22	0	17	9	1.9	8		2	6	8	16	0	10	6	1.7	6	
SABIN, Derek	5	13	18	10	0	5	9	0.6	7		2	5	7	5	0	3	4	0.8	7	
PIERSON, Tate	9	15	24	5	0	7	1	7.0	8		2	7	9	1	0	3	0	0.0	3	
SUEDEKUM, Garrett	1	8	9	11	0	4	4	1.0	4		1	2	3	9	0	3	1	3.0	0	
MAYERNICK, Michael	1	0	1	8	0	3	4	0.8	2		1	0	1	4	0	1	3	0.3	0	
Totals	277	928	1205	482	4	616	360	1.7	112		144	530	674	269	2	363	203	1.8	112	
Opponent	288	798	1086	512	-	377	387	1.0	100		164	427	591	320	-	214	216	1.0	93	



2018-19 Belmont Men's Basketball  
Belmont Category Leaders (3/17/19)  
All games

Points	G	Pts	Pts/G
WINDLER, Dylan	31	662	21.4
MCCLAIN, Kevin	31	505	16.3
MUSZYNSKI, Nick	30	446	14.9
MURPHY, Grayson	31	305	9.8
HOPKINS, Nick	31	212	6.8
HOLLANDER, Caleb	26	182	7.0
ADELSPERGER, Seth	31	148	4.8
BENKERT, Michael	30	129	4.3
KUNKEL, Adam	23	53	2.3
SABIN, Derek	18	33	1.8
PIERSON, Tate	27	29	1.1
SUEDEKUM, Garrett	16	4	0.3

FG Percentage	FG	Att	Pct
SABIN, Derek	12	17	.706
ADELSPERGER, Seth	53	76	.697
MUSZYNSKI, Nick	186	306	.608
WINDLER, Dylan	230	420	.548
MAYERNICK, Michael	1	2	.500
MURPHY, Grayson	126	255	.494
MCCLAIN, Kevin	171	373	.458
HOLLANDER, Caleb	73	171	.427
HOPKINS, Nick	68	170	.400
BENKERT, Michael	40	101	.396
PIERSON, Tate	9	27	.333
KUNKEL, Adam	17	52	.327

3-Point Percentage	3FG	Att	Pct
WINDLER, Dylan	92	214	.430
MUSZYNSKI, Nick	7	18	.389
HOPKINS, Nick	54	140	.386
MCCLAIN, Kevin	66	180	.367
MURPHY, Grayson	27	74	.365
BENKERT, Michael	31	88	.352
SUEDEKUM, Garrett	1	3	.333
HOLLANDER, Caleb	30	94	.319
PIERSON, Tate	6	19	.316
KUNKEL, Adam	11	39	.282
SABIN, Derek	0	2	.000

Free Throw Percent	FG	Att	Pct
HOPKINS, Nick	22	23	.957
KUNKEL, Adam	8	9	.889
WINDLER, Dylan	110	130	.846
BENKERT, Michael	18	22	.818
MUSZYNSKI, Nick	67	86	.779
MCCLAIN, Kevin	97	140	.693
ADELSPERGER, Seth	42	62	.677
PIERSON, Tate	5	8	.625
SABIN, Derek	9	15	.600
MURPHY, Grayson	26	45	.578
SUEDEKUM, Garrett	1	2	.500
HOLLANDER, Caleb	6	15	.400

Scoring Average	G	Pts	Avg/G
WINDLER, Dylan	31	662	21.4
MCCLAIN, Kevin	31	505	16.3
MUSZYNSKI, Nick	30	446	14.9
MURPHY, Grayson	31	305	9.8
HOLLANDER, Caleb	26	182	7.0
HOPKINS, Nick	31	212	6.8
ADELSPERGER, Seth	31	148	4.8
BENKERT, Michael	30	129	4.3
KUNKEL, Adam	23	53	2.3
SABIN, Derek	18	33	1.8
PIERSON, Tate	27	29	1.1
SUEDEKUM, Garrett	16	4	0.3

Field Goal Attempts	G	Att	Att/G
WINDLER, Dylan	31	420	13.5
MCCLAIN, Kevin	31	373	12.0
MUSZYNSKI, Nick	30	306	10.2
MURPHY, Grayson	31	255	8.2
HOLLANDER, Caleb	26	171	6.6

Field Goals Made	G	Made	Made/G
WINDLER, Dylan	31	230	7.4
MUSZYNSKI, Nick	30	186	6.2
MCCLAIN, Kevin	31	171	5.5
MURPHY, Grayson	31	126	4.1
HOLLANDER, Caleb	26	73	2.8

3-Point FG Attempts	G	Att	Att/G
WINDLER, Dylan	31	214	6.9
MCCLAIN, Kevin	31	180	5.8
HOPKINS, Nick	31	140	4.5
HOLLANDER, Caleb	26	94	3.6
BENKERT, Michael	30	88	2.9

3-Point FG Made	G	Made	Made/G
WINDLER, Dylan	31	92	3.0
MCCLAIN, Kevin	31	66	2.1
HOPKINS, Nick	31	54	1.7
BENKERT, Michael	30	31	1.0
HOLLANDER, Caleb	26	30	1.2

Free Throw Attempts	G	Att	Att/G
MCCLAIN, Kevin	31	140	4.5
WINDLER, Dylan	31	130	4.2
MUSZYNSKI, Nick	30	86	2.9
ADELSPERGER, Seth	31	62	2.0
MURPHY, Grayson	31	45	1.5

Free Throws Made	G	Made	Made/G
WINDLER, Dylan	31	110	3.5
MCCLAIN, Kevin	31	97	3.1
MUSZYNSKI, Nick	30	67	2.2
ADELSPERGER, Seth	31	42	1.4
MURPHY, Grayson	31	26	0.8



2018-19 Belmont Men's Basketball  
Belmont Category Leaders (3/17/19)  
All games

Rebounds	G	Reb	Reb/G
WINDLER, Dylan	31	332	10.7
MUSZYNSKI, Nick	30	177	5.9
MURPHY, Grayson	31	138	4.5
HOLLANDER, Caleb	26	118	4.5
MCCLAIN, Kevin	31	109	3.5

Rebound Average	G	Reb	Avg/G
WINDLER, Dylan	31	332	10.7
MUSZYNSKI, Nick	30	177	5.9
HOLLANDER, Caleb	26	118	4.5
MURPHY, Grayson	31	138	4.5
MCCLAIN, Kevin	31	109	3.5

Offensive Rebounds	G	No.	Avg/G
WINDLER, Dylan	31	60	1.9
MUSZYNSKI, Nick	30	40	1.3
ADELSPERGER, Seth	31	37	1.2
HOLLANDER, Caleb	26	27	1.0
MURPHY, Grayson	31	24	0.8

Defensive Rebounds	G	No.	Avg/G
WINDLER, Dylan	31	272	8.8
MUSZYNSKI, Nick	30	137	4.6
MURPHY, Grayson	31	114	3.7
MCCLAIN, Kevin	31	95	3.1
HOLLANDER, Caleb	26	91	3.5

Fouls	G	No.	Per/G
WINDLER, Dylan	31	66	2.1
MURPHY, Grayson	31	65	2.1
MUSZYNSKI, Nick	30	59	2.0
BENKERT, Michael	30	57	1.9
MCCLAIN, Kevin	31	57	1.8

Foulsouts	G	No.
MUSZYNSKI, Nick	30	1
MCCLAIN, Kevin	31	1
WINDLER, Dylan	31	1
MURPHY, Grayson	31	1

Assists	G	No.	Ast/G
MURPHY, Grayson	31	204	6.6
MCCLAIN, Kevin	31	126	4.1
MUSZYNSKI, Nick	30	80	2.7
WINDLER, Dylan	31	80	2.6
HOPKINS, Nick	31	47	1.5

Steals	G	No.	Stl/G
MURPHY, Grayson	31	52	1.7
WINDLER, Dylan	31	44	1.4
MCCLAIN, Kevin	31	39	1.3
HOPKINS, Nick	31	17	0.5
MUSZYNSKI, Nick	30	17	0.6

Blocked Shots	G	No.	Blk/G
MUSZYNSKI, Nick	30	65	2.2
WINDLER, Dylan	31	18	0.6
ADELSPERGER, Seth	31	13	0.4
MCCLAIN, Kevin	31	8	0.3
MURPHY, Grayson	31	4	0.1
HOLLANDER, Caleb	26	4	0.2

Minutes	G	No.	Min/G
MCCLAIN, Kevin	31	1027	33.1
WINDLER, Dylan	31	1016	32.8
MURPHY, Grayson	31	921	29.7
MUSZYNSKI, Nick	30	749	25.0
BENKERT, Michael	30	650	21.7


Turnovers	G	No.	TO/G
MURPHY, Grayson	31	77	2.5
MCCLAIN, Kevin	31	69	2.2
WINDLER, Dylan	31	66	2.1
MUSZYNSKI, Nick	30	48	1.6
HOPKINS, Nick	31	24	0.8




## PRONUNCIATION GUIDE

Seth Adelsperger (ADD-els-PURR-gurr)  
 Michael Benkert (BENK-urt)  
 Mitch Listau (LISS-tao)  
 Michael Mayernick (MAY-ultr-nick)  
 Nick Muszynski (mew-ZIN-skee)  
 Derek Sabin (SA-Y-bin)  
 Garret Suedekum (SUE-deck-um)

## RADIO/TV ROSTER




**Michael Mayernick**  
 5-8 • 190 • Fr. • G  
 Nashville, Tenn.



**Mitch Listau**  
 6-4 • 185 • Fr. • G  
 Wausau, Wis.



**Grayson Murphy**  
 6-2 • 175 • Fr. • G  
 Thompson's Station, Tenn.



**Dylan Windler**  
 6-8 • 200 • Sr. • G/F  
 Indianapolis, Ind.



**Adam Kunkel**  
 6-7 • 165 • Fr. • G  
 Lebanon, Ky.




**Caleb Hollander**  
 6-8 • 225 • Fr. • F  
 Nashville, Tenn.



**Kevin McClain**  
 6-3 • 190 • Sr. • G  
 Jennings, Fla.



**Nick Hopkins**  
 6-0 • 175 • So. • G  
 Fayetteville, Tenn.



**Tate Pierson**  
 6-6 • 200 • Fr. • G  
 Brentwood, Tenn.




**Derek Sabin**  
 6-9 • 230 • Fr. • F  
 Slinger, Wis.



**Michael Benkert**  
 6-7 • 200 • Jr. • G  
 Greenwood, Ind.



**Rilee Epley**  
 6-4 • 195 • Fr. • F  
 Evansville, Ind.




**Nick Muszynski**  
 6-11 • 225 • Fr. • C  
 Pickerington, Ohio



**Garrett Suedekum**  
 6-2 • 170 • So. • G  
 Brentwood, Tenn.



**Seth Adelsperger**  
 6-11 • 230 • Jr. • C  
 Peru, Ind.



**Rick Byrd**  
 Head Coach  
 23rd season at Belmont