



DAYTON AT COLORADO

CU Events Center • Boulder, Colo.
March 19, 2019

2018-19 W-L (21-11)

H (13-4), A (7-3), N (1-4)

DATE	OPPONENT	TIME
Nov. 2	Capital - (ex)	W, 89-71
Nov. 7	North Florida	W, 78-70
Nov. 10	Coppin State	W, 76-46
Nov. 16	Purdue Fort Wayne	W, 91-80
<i>Bad Boy Mowers Battle 4 Atlantis</i>		
Nov. 21	Butler^	W, 69-64
Nov. 22	Virginia^	L, 66-59
Nov. 23	Oklahoma^	L, 65-54
Nov. 30	Mississippi State	L, 65-58
Dec. 4	Detroit Mercy	W, 98-59
Dec. 8	At Auburn	L, 82-72
<i>BB Hall of Fame Holiday Showcase</i>		
Dec. 16	Tulsa+	L, 72-67
Dec. 19	Western Michigan	W, 85-72
Dec. 22	Presbyterian	W, 81-69
Dec. 29	Georgia Southern	W, 94-90
Jan. 6	Richmond*	W, 72-48
Jan. 9	At George Washington*	W, 72-66
Jan. 13	Massachusetts*	W, 72-67
Jan. 16	At VCU*	L, 76-71
Jan. 19	At St. Bonaventure*	W, 89-86 2OT
Jan. 23	George Mason*	L, 67-63
Jan. 26	At Fordham*	W, 75-52
Jan. 29	Saint Joseph's*	W, 75-64
Feb. 2	Duquesne*	W, 68-64
Feb. 5	At Saint Louis*	L, 73-60
Feb. 9	At Rhode Island*	W, 77-48
Feb. 16	VCU*	L, 69-68
Feb. 19	At Davidson*	W, 74-73
Feb. 23	Saint Louis*	W, 70-62
Feb. 26	At Massachusetts*	W, 72-48
Mar. 1	Rhode Island*	L, 72-70 OT
Mar. 6	La Salle*	W, 70-39
Mar. 9	At Duquesne*	W, 78-67
Mar. 15	Saint Louis!	L, 64-55
Mar. 19	At Colorado%	11:00 p.m.

* - Atlantic 10 Conference game
^ - Bad Boy Mowers Battle 4 Atlantis
- Battle 4 Atlantis Mainland Game
+ - Basketball Hall of Fame Holiday Showcase
! - Atlantic 10 Men's Basketball Championship
% - National Invitational Tournament
All times Eastern & subject to change.
(ex) - Exhibition game

PROBABLE DAYTON STARTERS

0

JOSH
CUNNINGHAM

F • R-Sr. • 6-8 • 239
Chicago, Ill.

1

OBI
TOPPIN

F • R-Fr. • 6-9 • 220
Ossining, N.Y.

4

JORDAN
DAVIS

G • So. • 6-2 • 195
Irmo, S.C.

10

JALEN
CRUTCHER

G • So. • 6-1 • 169
Memphis, Tenn.

33

RYAN
MIKESELL

F • R-Jr. • 6-7 • 215
St. Henry, Ohio

2018-19: 13.6 ppg, 6.3 rpg, .642 FG%

- Scored 18 points on Senior Night vs. La Salle; 16 in the last 8 minutes
- Had 21 points (6-6 FG, 9-10 FT) including the game-winning FT with 2.2 seconds left in the Davidson win
- Has 1,219 points in his college career (959 at UD, 260 at Bradley)
- Third Team All-Atlantic 10 two years in a row
- Led UD in scoring (15.6), rebounding (8.4) & FG% (.646) last year

2018-19: 14.2 ppg, 5.6 rpg, .662 FG%

- 7-time A-10 Rookie of the Week, including last 3 weeks of reg. season
- Had 26 points (11-14 FG), 11 rebounds and seven assists vs. URI
- Averaging 17.0 ppg in last 15 games (19 or more seven times)
- Fifth nationally in FG% (.662, 192-290), Second in dunks (80)
- Broke Chris Wright's 66-dunk UD single-season record at UMass
- A-10 Rookie of the Year and First Team All-Atlantic 10

2018-19: 9.7 ppg, 2.8 rpg, .338 3-pt. FG%

- Had 12 points vs. Saint Louis in A-10 tournament
- Scored 14 points (7 in OT) with eight rebounds and five steals at SBU
- Had a career-high 25 points at GW, scoring 20 in the second half
- Played in all 31 games, starting 22 in 2017-18
- Led UD in 3-point FG% (.394), and was ninth in A-10 (top freshman)

2018-19: 13.0 ppg, 4.0 rpg, 5.7 apg

- 18 points (7-13 FG) with 5 assists vs. SLU at A-10 tournament
- 16 points and nine assists in the win at Duquesne.
- 20 points, four boards, four assists at Rhode Island.
- Averaged 15.0 points and 5.3 assists at the Battle4Atlantis
- Played in all 31 games, starting 22 at point guard last year
- Named to the 2018-19 Atlantic 10 Third Team

2018-19: 10.4 ppg, 5.3 rpg, .800 FT%

- Had 23 points (7-10 FG, 8-9 FT) against Rhode Island at home.
- Scored 22 points vs. VCU (9-12 FG) with 3 offensive boards & 2 steals
- 2018-19 Academic All-Atlantic 10; Mechanical Engineering Major
- Missed all of 2017-18 rehabbing from surgery on both hips
- The improvement in his overall mobility after the surgeries is clear

ON THE AIR



Radio • WHIO
Larry Hansgen, play-by-play
Josh Postorino, analyst



Television • ESPN2
Chuckie Kempf, play-by-play
Adrian Branch, analyst



Digital • Live Video, Stats & Audio
DaytonFlyers.com



@DaytonMBB

THE BREAKDOWN

DAYTON

Record in 2018-19
21-11

A-10 Record
13-5



Head Coach
Anthony Grant

Career Record
228-138

Dayton Record
35-28

Last Game
Lost 64-55
vs. Saint Louis in
A-10 Quarterfinals

COLORADO

Record in 2018-19
21-12

Pac-12 Record
10-8



Head Coach
Tad Boyle

Career Record
242-188

Colorado Record
183-122

Last Game
Lost 66-61 vs.
Washington in
Pac-12 Semifinals

ABOUT THE FLYERS

University of Dayton
300 College Park
Location - Dayton, Ohio
Founded - 1850
Undergraduate Enrollment - 9,223
Nickname - Flyers
Colors - Red (PMS 200) & Blue (PMS 655)
Affiliation - NCAA Division I
Conference - Atlantic 10
President - Dr. Eric Spina
VP/Director of Athletics - Neil Sullivan

114th Season: 1903 - Present
Overall Record: 1,647-1,113 (.597)
Atlantic 10 Record: 231-162 (.588)
NCAA Tournament Record - 19-20
NIT Record - 40-22

NCAA Tournament Appearances (18): 1952, 1965, 1966, 1967, 1969, 1970, 1974, 1984, 1985, 1990, 2000, 2002, 2004, 2009, 2014, 2015, 2016, 2017

CAREER NUMBERS

	Games	Starts	Cons.
Ryan Mikesell	86	55	29
Josh Cunningham	72	62	25
Trey Landers	69	51	0
Jordan Davis	63	53	2
Jalen Crutcher	63	54	51
Obi Toppin	32	14	10
Dwayne Cohill	32	0	0
Jack Westerfield	22	1	0
Frankie Polcelli	20	0	0
Camron Greer	9	0	0
Jhery Matos	6	0	0
Christian Wilson	2	0	0
Jabali Leonard	1	0	0

DOUBLE-DIGIT SCORING GAMES

	Career	'18-19	Cons.
Josh Cunningham	48	21	0
Jalen Crutcher	35	23	3
Trey Landers	29	11	0
Jordan Davis	29	14	1
Obi Toppin	22	22	0
Ryan Mikesell	22	16	0

20-POINT SCORING GAMES

	Career	'18-19	Cons.
Josh Cunningham	14	6	0
Obi Toppin	6	6	0
Ryan Mikesell	5	4	0
Jalen Crutcher	4	2	0
Jordan Davis	3	2	0
Trey Landers	2	0	0

DOUBLE-DIGIT REBOUNDING GAMES

	Career	'18-19	Cons.
Josh Cunningham	17	6	0
Trey Landers	10	6	0
Obi Toppin	6	6	0
Ryan Mikesell	2	2	0
Jalen Crutcher	1	1	0

DOUBLE-DOUBLES

	Career	'18-19	Cons.
Josh Cunningham	12	2	0
Trey Landers	7	6	0
Obi Toppin	6	6	0
Ryan Mikesell	3	2	0
Jalen Crutcher	3	3	0

2018-19 LINEUP RECORD

Crutcher, Davis, Landers, Mikesell, Toppin.....2-1
Crutcher, Cunningham, Davis, Landers, Toppin.....1-0
Crutcher, Cunningham, Davis, Landers, Mikesell.....13-7
Crutcher, Cunningham, Davis, Mikesell, Toppin.....4-3
Crutcher, Cunningham, Westerfield, Mikesell, Toppin.....1-0

2018-19 ROSTER

No.	Name	Yr.	Pos.	Ht.	Wt.	Hometown (High School)
0	Josh Cunningham	RS Sr.	F	6-8	239	Chicago, Ill. /Morgan Park
1	Obi Toppin	RS Fr.	F	6-9	220	Ossining, N.Y. / Mt Zion Prep
2	Frankie Policelli	Fr.	F	6-7	211	New Hartford, N.Y. / Long Island Lutheran
3	Trey Landers	Jr.	G	6-5	221	Dayton, Ohio / Wayne
4	Jordan Davis	So.	G	6-2	195	Irmo, SC / Dutch Fork
10	Jalen Crutcher	So.	G	6-1	169	Memphis, Tenn. / Ridgeway
23	Jack Westerfield	Sr.	G	6-1	180	Cincinnati, Ohio / St. Xavier
31	Jhery Matos	Jr.	G	6-5	190	Santo Domingo, D.R. / West Oaks Academy
33	Ryan Mikesell	RS Jr.	F	6-7	215	St. Henry, Ohio/St. Henry
35	Dwayne Cohill	Fr.	G	6-2	176	Cleveland, Ohio / Holy Name
51	Jabali Leonard	Fr.	G	6-1	182	Dayton, Ohio / Meadowdale
52	Camron Greer	So.	G	5-6	148	Country Club, Ill. / Rich Central
53	Christian Wilson	RS Fr.	G	6-1	157	Dayton, Ohio / Northmont
--	Rodney Chatman	Jr.	G	6-1	178	Lithonia, Ga. / Lithonia
--	Chase Johnson	So.	F	6-9	219	Ripley, W. Va. / Huntington Prep
--	Jordy Tshimanga	Jr.	C	6-11	268	Montreal, Quebec / MacDuffie School
--	Ibrahim "Ibi" Watson	Jr.	G	6-5	198	Pickerington, Ohio / Pickerington Central

Anthony Grant - Head Coach (Dayton '87)

Second Season at UD - 35-28; 11th overall as head coach - 228-138

Anthony Solomon - Associate Head Coach (Third Season at Dayton)

Ricardo Greer - Assistant Coach (Second Season at Dayton)

Donnie Jones - Assistant Coach (First Season at Dayton)

Darren Hertz - Assistant to the Head Coach (Second Season at Dayton)

Andy Farrell - Director of Scouting and Program Development (Sixth Season at Dayton)

Ed Streit, CSCS - Strength and Conditioning Coach (First Season at Dayton)

Mike Mulcahey, ATC, LAT - Athletic Trainer (Sixth Season at UD)

PRONUNCIATIONS

Dwayne Cohill -- COE-hill / Jalen Crutcher -- Crutch-er / Jhery Matos -- Jerry MAH- toas

Ryan Mikesell - MIKE-sell / Obi Toppin -- OH-bee / Frankie Policelli -- Pole-Ah-CHELL- ee

DAYTON OPENS NIT AT COLORADO ON TUESDAY

The University of Dayton Flyers will make their 25th appearance in the National Invitational Tournament on Tuesday, March 19 when they travel to Colorado for a first round matchup. Game time is 11:00 p.m. ET. Dayton is 21-11 overall this season and finished third in the Atlantic 10 with a 13-5 record. The Flyers were eliminated from the A-10 tournament in the quarterfinals by eventual champion Saint Louis.

The game will be carried by WHIO Radio and televised on ESPN2. Streaming audio, streaming video and stats will be available at DaytonFlyers.com.

#TRENDING

- UD is 40-22 in 24 previous trips to the NIT. Dayton has won the NIT championship three times (1962, 1968 and 2010) and finished runner-up five times.
- Four Flyers earned All-Atlantic 10 honors last week. Obi Toppin was named Rookie of the Year and First Team All-Atlantic 10. He was the first Flyer named Rookie of the Year, and the first freshman named to the first team in 20 years. Josh Cunningham and Jalen Crutcher were named to the third team. Ryan Mikesell was Academic All-Atlantic 10.
- After winning just one road game a year ago, Dayton won seven this season. In fact, the Flyers won more road games (7) in conference than home games (6) for the first time ever.
- Obi Toppin has seven A-10 weekly honors this year, the most of anyone in the A-10 this season. He was named Rookie of the Week the last three weeks of the regular season.
- Toppin broke the Flyer record for dunks in a season with the first of six he had on the night at UMass (four came on consecutive possessions). Chris Wright's old record was 66, and Toppin now has 80, which is second in the nation (eight behind Arkansas' Daniel Gafford).
- Toppin is fifth in the nation in field goal percentage, behind Duke's Zion Williamson, Gonzaga's Brandon Clarke, Liberty's Scottie James and Holy Cross' Jehve Floyd. Toppin is shooting .662 (192-290).
- Cunningham is eighth in FG% (.642, 154-240). No other team has two players in the top 15, and only one other (Gonzaga) has two in the top 25.
- Dayton is third in the NCAA (behind Gonzaga and South Dakota State) and leads the Atlantic 10 in FG% (.503, 872-1734). UD shot .633 (31-49) at Rhode Island.
- Mikesell leads the team in +/- (+7.97 per game.) After scoring 20 points once in the first 70 games of his Flyer career, he has four in his last 15 games. He is averaging 12.5 points per game over his last eight games.
- Jalen Crutcher is the quarterback of the A-10's top-scoring offense (72.9 ppg). Crutcher is second in the league in assists (5.7) and assist-to-turnover ratio (2.04). He led UD with 18 points in the Saint Louis game in Brooklyn at the A-10 tournament.

UP NEXT

- The winner of Tuesday's game plays the winner a game that will be played Wednesday night between Alabama and Norfolk State. in the NIT second round. Game date and time of that NIT Second Round Game is to be determined.

UD RECORD WHEN

Controlling the tip.....	13-3
Scoring first.....	10-7
Leading at the half.....	17-3
Trailing at the half.....	4-7
Tied at the half.....	0-1
Leading with 5:00 left.....	17-1
Trailing with 5:00 left.....	2-8
Tied with 5:00 left.....	2-3
In Overtime.....	1-1
Game decided by 1-5 points.....	6-5
Game decided by 6-10 points.....	3-4
Game decided by 11-15 points.....	5-2
Game decided by 16-plus points.....	7-0
Against ranked opponents.....	0-3
Against non-ranked opponents.....	21-8

REBOUNDING

UD out-rebounds opponent.....	14-3
UD is out-rebounded.....	4-7
Rebounds are even.....	3-1

TURNOVERS

UD forces more turnovers.....	9-2
UD commits more turnovers.....	10-8
Turnovers are equal.....	2-1

FIELD GOALS

UD shoots 50% or better.....	13-3
UD shoots 40 - 49.9%.....	8-7
UD shoots 40% or below.....	0-1

THREE-POINTERS

UD shoots 40% or better.....	7-2
UD shoots 30-40%.....	8-3
UD shoots below 30%.....	6-6

FREE THROW SHOOTING

Shoot 70% or better.....	9-4
Shoot 60 - 70%.....	12-4
Shoot less than 60%.....	0-3

OFFENSE

UD scores less than 60 points.....	0-4
UD scores 60-69 points.....	2-4
UD scores 70-79 points.....	13-3
UD scores 80 or more.....	6-0

DEFENSE

UD allows less than 60 pts.....	7-0
UD allows 60-69 points.....	8-6
UD allows 70-79 points.....	3-4
UD allows 80 plus points.....	3-1

BENCH SCORING

UD bench out-scores opponent.....	13-6
Opponent out-scores UD bench.....	8-5
Bench points are even.....	0-0

DOUBLE FIGURE SCORING

1 scores in double figures.....	0-0
2 score in double figures.....	4-3
3 score in double figures.....	3-4
4 score in double figures.....	11-4
5+ in double figures.....	3-0

MONTHS OF THE YEAR

November.....	4-3
December.....	4-2
January.....	6-2
February.....	5-2
March.....	2-2

DAYS OF THE WEEK

Saturday.....	9-2
Sunday.....	2-1
Tuesday.....	4-1
Wednesday.....	5-2
Thursday.....	0-1
Friday.....	1-4

UNIFORMS

White.....	12-7
Red.....	7-2
Blue.....	2-2

PLAYER NOTES

ALL-CONFERENCE CUNNINGHAM

- Cunningham scored 21 points (6-6 FG, 9-10 FT) in the 74-73 win at Davidson. He hit the game-winning free throw with 2.2 seconds left.
- He scored 25 points (11-14 FG) with 10 rebounds in the Richmond win.
- A career 70% free throw shooter entering the year, he made just 12 of his first 26 free throws (.462). Since then, he has made 81 of 123 (.659) over his last 22 games. He is 30 for 40 (.750) in his last 7, including the Davidson game-winner.
- Cunningham bounced back from a horrific ankle injury early in the 2016-17 season to have an all-conference season in 2017-18.
- He was Second Team NABC All-District and Third Team All-Atlantic 10 in 2017-18
- He led the Flyers in scoring (15.6), rebounding (8.4) and field goal percentage (.646).
- That .646 FG% was fifth nationally.
- Set a program record with 22 consecutive field goals during a three-game stretch (Dec. 3-9) last year. The previous mark was 18 held by Sean Finn during the 2002-03 season. Cunningham matched that this season.
- He was named Third Team All-Atlantic 10 for the second consecutive season.
- Three-time captain.
- Transfer from Bradley.
- Including his season as a Brave, now has 1,219 points in his college career (959 at Dayton).

POWER OF THREE

- The three scholarship players in Dayton's senior and junior classes are UD's 2018-19 team captains.
- Redshirt senior Josh Cunningham is a captain for the third season. He is only the second three-time captain in school history (former teammate Scoochie Smith was the other).
- Redshirt junior Ryan Mikesell and true junior Trey Landers are the other two captains.
- The captains were selected in a vote by members of the team.

TREY IN UPRIGHT & LOCKED POSITION

- Returned to action at Davidson after missing the VCU home loss with a shoulder injury.
- Trey Landers earned UD's Chris Daniels Memorial Award in 2017-18, which goes to Dayton's most improved player.
- Landers qualified for it in two ways; He was Dayton's most improved player from the 2016-17 season to 2017-18 season, and he was also the most improved Flyer from the beginning of last season to the end.
- He was the only freshman on UD's 2016-17 team, playing in nine games and averaging 3.0 points and 1.4 rebounds.
- One year later, Landers was third on the team in scoring (11.3) and second in rebounding (5.6).
- Over the final 10 games of the year, the Dayton native was the Flyers' top player, averaging 15.8 points and 7.1 rebounds, while shooting .634 (64 of 101) from the field, .391 (9 of 23) from beyond the arc and .724 (21 of 29) from the line.
- Landers had 14 points and 8 rebounds at SBU.
- He had 10 points and nine boards at Duquesne.
- Dayton's most physical and emotional player.
- One can only imagine games in the driveway between him and his brother, Ohio State defensive tackle Robert Landers.

WHAT IS HIP?

- Ryan Mikesell sat out all of 2017-18 while rehabbing surgery on both of his hips that was performed during the summer of 2017.
- He has the best +/- on the team (+7.97)
- He had 17 points and seven rebounds at Duquesne.
- He scored a career-high 23 points vs. Rhode Island.
- Has four of his five career 20-point games in the last 15 games (URI, 22 vs. VCU, and 21 vs. St. Bonaventure and St. Joseph's).
- Shooting .526 (61-116) FG in those 15 games.
- The Mechanical Engineering major was named Academic All-Atlantic 10 for the first time in 2018-19.
- Even though he missed all of 2017-18, he has played more games in a Dayton uniform than anyone else on the team. Mikesell has played in 86 games, ahead of Josh Cunningham (72) and Trey Landers (69).
- Mikesell played in all 32 games and started 24 (after Cunningham's injury) in 2016-17.
- He averaged 5.7 points and 3.9 rebounds as a soph.
- Would play guard on most teams due to his court vision and ball-handling ability.

DELIVERING IN THE CRUTCHER

- Crutcher led UD with 20 points (6-8 FG, 3-4 3-pt.) with a team-high three assists against Butler.
- He had 11, 7 and just 1 turnover vs. Virginia.
- Played 111 out of 120 minutes in three days at the Battle4Atlantis.
- Had 11 assists and was Jalen "Clutcher" at the line again (4 -4 FT in final 42 seconds) at GW.
- Had 19 points (13 in the second half) and his trey broke a 67-67 tie with 70 seconds to go vs. UMass.
- In the first Duquesne win, "Clutcher" had 12 of his 16 points in the second half when UD came from 11 back, including the go-ahead runner with 1:39 left.
- Crutcher scored a game-high 20 points, with four rebounds and four assists at Rhode Island.
- Scored 17 in the SLU win (all in the last 20:02).
- Had 11 points and 12 rebounds vs. La Salle.
- He led UD with 18 points against Saint Louis at the A-10 tournament.
- Crutcher was named Third Team All-Atlantic 10 this season, after being selected to the Atlantic 10 All-Rookie Team as a freshman in 2017-18.
- Played in all 31 games, starting 22 last season.
- Was UD's fourth-leading scorer at 9.2 points per game, and led the Flyers in assists (4.4).
- The 4.4 assists were the second-best mark ever by a Flyer freshman.
- Came close to recording Dayton's first ever triple-double with 12 points, 10 assists and eight rebounds at home against VCU in 2017-18.

AIR JORDAN

- Jordan Davis erupted for 25 points (20 in the second half) to lead Dayton from 22 back to win at George Washington. He made 7 of 11 3-pointers.
- Was 6 for 8 from three with 21 points vs. UMass, and was named A-10 Co-Player of the Week.
- He had 7 of his 13 points in OT at SBU.
- Davis scored 15 points with two steals at Davidson.
- Had 13 points and led UD w/seven assists and held Antoine Davis to a then-season-low 18 points (on 6-23 shooting) vs. Detroit Mercy in December.
- As a frosh, Davis played in all 31 games, starting 22.
- His .394 (56 of 142) three-point shooting percentage led UD, was ninth overall in the A-10 and was the top mark in the conference among freshmen.
- Davis has already shot 64 free throws in 32 games, after taking just 26 in 31 games as a freshman.
- He is the first-ever Flyer from South Carolina.

2018-19 POLLS, PLAYER NOTES & A-10 AWARDS

AP Top 25 Poll

Team	W-L	Votes
1 Gonzaga (41)	29-2	1572
2 Virginia (23)	28-2	1559
3 North Carolina	26-5	1474
4 Kentucky	26-5	1373
5 Duke	26-5	1298
6 Michigan State	25-6	1226
7 Texas Tech	26-5	1211
8 Tennessee	27-4	1200
9 LSU	26-5	1089
10 Michigan	26-5	1041
11 Houston	29-2	963
12 Florida State	25-6	856
13 Purdue	23-8	831
14 Nevada	28-3	684
15 Kansas State	24-7	680
16 Virginia Tech	23-7	625
17 Kansas	23-8	602
18 Buffalo	28-3	539
19 Wisconsin	22-9	466
20 Wofford	28-4	387
21 Maryland	22-9	319
22 Auburn	22-9	268
23 Marquette	23-8	109
24 Cincinnati	25-6	108
25 Villanova	22-9	80

Others receiving votes: UCF 62, VCU 53, Mississippi State 37, Utah State 34, New Mexico State 16, Murray State 11, Louisville 11, Iowa State 8, Temple 4, Clemson 3, Liberty 1

USA Today Coaches Poll

Team	W-L	Votes
1 Gonzaga (28)	29-2	796
2 Virginia (4)	28-2	772
3 North Carolina	26-5	735
4 Kentucky	26-5	684
5 Duke	26-5	632
6 Texas Tech	26-5	610
7 Michigan State	25-6	590
8 Tennessee	27-4	557
9 LSU	26-5	515
10 Houston	29-2	496
11 Michigan	26-5	494
12 Purdue	23-8	471
13 Florida State	25-6	426
14 Kansas State	24-7	406
15 Virginia Tech	23-7	304
16 Buffalo	28-3	289
17 Nevada	28-3	277
18 Kansas	23-8	267
19 Wisconsin	22-9	246
20 Wofford	28-4	191
21 Maryland	22-9	136
22 Marquette	23-8	105
23 Cincinnati	25-6	104
24 Auburn	22-9	76
25 Villanova	22-9	65

Others receiving votes: Washington 22, UCF 22, Louisville 20, Mississippi State 14, Auburn 12, Baylor 11, Utah State 9, Arizona State 5, Florida 5, Hofstra 5, VCU 3, Iowa 2, Texas 1, Belmont 1

TIP TOPPIN

- Obadiah (please call him “Obi”) Toppin already has had a history-making first season as a Flyer.
- He became the first University of Dayton player to be name A-10 Rookie of the Year (Dayton joined the league in 1996).
- He was also the first freshman named First Team All-Atlantic 10 since Lamar Odom was named in 1998-99.
- Toppin set a Dayton single-game record with eight dunks en route to a 22-point, 11-rebound performance vs. Detroit Mercy.
- He broke the UD single-season dunk record at UMass (now 80). Chris Wright set the old record of 66 in 2009-10.
- Toppin tied the Flyer mark for field goal accuracy by going 11 for 11 (six dunks) in a 22-point effort against Western Michigan.
- He had three dunks in the first five minutes of his college career.
- He is the only freshman in the country this season to dunk on his first two career field goal attempts.
- Toppin's 454 points this season are the Dayton freshman record, besting Tony Stanley's 431 points in 1997-98.
- Toppin's average of a team-high 14.2 points a game is just behind Johnny Davis' record of 14.3 when Davis was a freshman in 1973-74.
- Toppin is fifth in the nation in FG% (.662, 192-290), and is shooting .554 (112-202) on non-dunk FG's. He is also shooting .500 (9-18) from beyond the arc and .718 (61-85) from the line.
- He flirted with the first triple-double in UD history with 26 points, 11 rebounds and seven assists against Rhode Island.
- Has 228 points (17.54) and 101 rebounds (7.8) in his last 13 games.
- He was an academic redshirt in 2017-18, but he didn't just get smarter, he got bigger and better, adding 24 pounds while setting a high standard for work ethic in practice.
- Even though he sat out 2017-18, he was awarded UD's Dr. George Rau Spirit Award and was the first non-active player to win that award. (NOTE: “Rau” rhymes with “cow”)
- Was 6-foot-2 as a high school junior, 6-foot-5 as a senior and is now UD's tallest active player at 6-foot-9.
- Had one year of varsity HS ball, and another prep year before UD.
- Averaged 20.6 points, 8.1 rebounds and 3.0 steals as a senior.
- At Mt. Zion Prep in Baltimore in 2016-17, averaged 17 points, eight rebounds and four assists.

CINDERELLA STORY

- Obi Toppin was a mini-social media sensation over the summer when he put on a show in a run with some NBA players in a gym in mid-town Manhattan.
- Toppin, who is from the New York area, was invited to play at NBA trainer Chris Brickley's “Black Ops” games when they were going to be short a player.
- Among the players there that day were Carmelo Anthony, C.J. McCollum and Enes Kantner.
- Toppin more than held his own and when video of his dunks, step-back jumpers and blocked shots were posted (along with another video of him taking off from the free throw line and dunking after the games were over), he got some unexpected, if welcome, attention for him and the program.

A10 2018-19 ATLANTIC 10 AWARDS

PLAYER OF THE YEAR

Jon Axel Gudmundsson, Davidson

DEFENSIVE PLAYER OF THE YEAR

Javon Bess, Saint Louis

ROOKIE OF THE YEAR

Obi Toppin, Dayton

CHRIS DANIELS MOST IMPROVED

PLAYER OF THE YEAR

Justin Kier, George Mason

SIXTH MAN OF THE YEAR

Tavian Dunn-Martin, Duquesne

COACH OF THE YEAR

Mike Rhoades, VCU

FIRST TEAM

Jon Axel Gudmundsson, Davidson

Kellan Grady, Davidson

Obi Toppin, Dayton

Courtney Stockard, St. Bonaventure

Marcus Evans, VCU

SECOND TEAM

Justin Kier, George Mason

Cyril Langevine, Rhode Island

Jacob Gilyard, Richmond

Charlie Brown, Jr., Saint Joseph's

Javon Bess, Saint Louis

THIRD TEAM

Jalen Crutcher, Dayton

Josh Cunningham, Dayton

Grant Golden, Richmond

Hassahn French, Saint Louis

De'Riante Jenkins, VCU

ALL-DEFENSIVE TEAM

Cyril Langevine, Rhode Island

Jacob Gilyard, Richmond

Osun Osunnanyi, St. Bonaventure

Javon Bess, Saint Louis

Hassahn French, Saint Louis

ALL-ROOKIE TEAM

Obi Toppin, Dayton

Sincere Cary, Duquesne

Osun Osunnanyi, St. Bonaventure

Nick Honor, Fordham

Kyle Lofton, St. Bonaventure

ALL-ACADEMIC TEAM

Ryan Mikesell, Dayton

Justin Mazzulla, GW

Jeff Dowtin, Rhode Island

Noah Yates, Richmond

Marcus Evans, VCU

TRANSFORM UD ARENA

- The University of Dayton is more than halfway through a \$72 million transformation project of its iconic UD Arena.
- The renovation of the Arena will occur in three phases - primarily during the off-seasons of 2017, 2018 and 2019.
- Phase II includes new entrances on three of the four sides, a new ticket office, new seats in the 300 and 400 levels on the east side, and a new and expanded walkway and concourse on the east side.

NON-CONFERENCE PLAY, COACH DONOHER & THE NBA

YEAR-BY-YEAR NON-CONFERENCE

A look at the Dayton Flyers' non-conference records since joining the Atlantic 10 Conference.

Year	Record	Win %
1995-96	9-3	.750
1996-97	6-3	.667
1997-98	8-5	.615
1998-99	5-5	.500
1999-00	10-2	.833
2000-01	9-4	.692
2001-02	8-3	.727
2002-03	8-3	.727
2003-04	10-3	.769
2004-05	7-4	.636
2005-06	8-6	.571
2006-07	10-3	.769
2007-08	12-1	.923
2008-09	14-1	.933
2009-10	11-3	.785
2010-11	12-3	.800
2011-12	10-4	.846
2012-13	10-4	.714
2013-14	12-3	.800
2014-15	10-2	.833
2015-16	10-2	.833
2016-17	9-3	.750
2017-18	6-6	.500
2018-19	8-5	.615
Totals	222-81	.733

DON DONOHER RECEIVES USBWA'S DEAN SMITH AWARD

- National College Basketball Hall of Famer Don Donoher was named the winner of the 2017 Dean Smith Award given annually by the U.S. Basketball Writers Association.
- He was the third individual to receive the honor. Former Georgetown coach John Thompson was the first recipient, followed by Michigan State coach Tom Izzo.
- This year's winner is Temple coach Fran Dunphy.
- Donoher retired in 1989 after 25 years as Dayton's head coach with 437 career victories, the most in UD history.

JHERY! JHERY! JHERY!

- Jhery Matos suffered two torn ligaments in his left foot in the Oklahoma game and following surgery, will miss the remainder of the 2018-19 season. He is out of the boot and beginning light basketball activity (free throws, stationary dribbling, etc.)
- His surgery was performed Dec. 27.
- Matos played a key role off the bench in the PFW win, getting seven points, six rebounds and four assists in 28 minutes.
- He was also in at crunch time in the Butler win, getting four points and three rebounds in 24 minutes of action.
- Matos came to Dayton after a standout year at Monroe College in Brighton, N.Y. where he was a Third Team NJCAA All-American.
- Matos averaged 17.7 points, 6.2 rebounds and 3.0 assists in his only season at Monroe.
- A native of Santo Domingo, Matos has played for the Dominican Republic's U19 team and has trained with the national team.

THE KID FROM CLEVELAND

- Dwayne Cohill is a four-star recruit from Holy Name High School in Cleveland.
- He scored 2,182 points at Holy Name, graduating as No. 31 in Ohio high school career scoring.
- As a senior, he averaged 21.9 points, 5.2 rebounds, 3.3 assists and 3.4 steals.
- A versatile guard, he averaged 22.9 points, 6.9 rebounds, 3.3 assists and 2.5 steals per game as a junior.
- Cohill was a two-time First Team All-Ohio selection.
- Even though he earned a reputation as a high-volume scorer in high school, early in his college career he is making his presence felt as a defender and efficient backup guard.
- He scored five points and had two assists in 18 minutes of action in his first college action vs. North Florida.
- Had a big week in the St. Joe and Duquesne wins. Shut down Charlie Brown after a hot start, and hit the trey that was a big part of the comeback vs. Duquesne (scored six points).

FRANKIE GOES TO DAYTON

- Frankie Policelli made his Dayton debut with two minutes and an assist against Mississippi State.
- It was hoped that he would be able to use 2018-19 as a developmental redshirt season, but injuries and illness dictated he move into the rotation.
- Played 19 minutes with eight points at Fordham.
- Policelli played his senior season at Long Island Lutheran High and was named Second Team All-New York.
- He averaged 12.2 points and 6.0 rebounds, while shooting 40 percent from three-point range and 86 percent from the line.
- Policelli helped Long Island Lutheran to a 22-3 overall record and a state-wide No. 1 ranking in Class AA.
- As a junior at New Hartford High School, Policelli averaged 28.1 points and 13.0 rebounds until a mid-season knee injury cut his campaign short.

YOU DON'T KNOW JACK

- Senior walk-on Jack Westerfield worked his way in to the Flyer's rotation as a junior, playing in 10 games and averaging 4.6 minutes a game.
- He made his first career start on Senior Night and scored Dayton's last bucket on a three with 26 seconds left.
- Along with Ryan Mikesell, Westerfield is a member of UD's Student-Athlete Advisory Committee.
- Was the 2017-18 winner of the John L. Macbeth Scholar-Athlete Award, which goes to the upperclassman with the highest GPA.

DAYTON'S NBA LINEAGE CONTINUES

- Kostas Antetokounmpo was the final pick of the 2018 NBA draft, and signed a two-way contract with the Dallas Mavericks.
- Former Flyer Charles Cooke played in the NBA in 2017-18 on a two-way contract with the New Orleans Pelicans.
- He is one of the 20 former Flyers who have played in the NBA.
- In the last six years, Cooke, Brian Roberts, Chris Johnson, Chris Wright and Jordan Sibert have all represented Dayton in the NBA.

FLYERS BROADCAST GAMES IN CHINESE FOR 4TH STRAIGHT YEAR

- This is the fourth straight year the Flyers are audio broadcasting men's basketball home games in Mandarin Chinese.
- Mandarin is the most widely spoken dialect in China.
- University of Dayton students will be the announcers for the free broadcasts on a rotating basis.
- The announcers are all full-time University of Dayton students, whose majors range from Electro-Optics Engineering to Financial Mathematics.
- Enrollment of Chinese students has increased dramatically from a bare handful to an estimated 450 in the last decade. Chinese students make up the most of any international student population at the University of Dayton.

MUST SEE TV

- For the fourth consecutive year, at least 30 Dayton regular season men's basketball games will be televised during the 2018-19 season.
- UD appears in 18 nationally-televised games via the ESPN family of networks, CBS Sports Network, NBCSN and Stadium Network.
- FOX Sports Ohio and Spectrum Sports Ohio will air 11 home contests of Flyer Basketball.
- The Dayton television market was the eighth-best in the country when it comes to ESPN college basketball, according to research analyzed by ESPN.
- This was the 16th year ESPN compiled the data and Dayton has always been in the top 14 markets. The Dayton area has been in the top 10 eight consecutive years and nine of the last 11.



POWER FIVE, FLYER FANS AND COACHES

The University of Dayton loves playing against the Power Five conferences. Dayton is 32-20 in the last 11+ years against programs from the ACC, Big 12, Big Ten, SEC and Pac 12 Conferences.

2018-19 (0-4)

L, vs. Virginia - 66-59
L, vs. Oklahoma - 65-54
L, vs. Mississippi State - 65-58
L, at Auburn - 82-72

2017-18 (0-2)

L, vs. Auburn - 73-60
L, at Mississippi State - 61-59

2016-17 (2-2)

W, at Alabama - 77-72
L, vs. Nebraska - 80-78
L, vs. Northwestern - 67-64
w, vs. Vanderbilt - 68-63

2015-16 (4-1)

W, vs. Alabama - 80-48
W, vs. Iowa - 82-77
W, at Vanderbilt - 72-67
W, vs. Arkansas - 85-80
L, vs. Syracuse - 70-51

2014-15 (4-2)

W, vs. Texas A&M - 55-53
W, vs. Boston College - 65-53
L, at Arkansas - 69-55
W, vs. Georgia Tech - 75-61
W, vs. Ole Miss - 78-74
L, vs. Oklahoma - 72-66

2013-14 (6-3)

W, at Georgia Tech - 82-72
L, vs. Baylor - 67-66
W, vs. California - 82-64
L, vs. USC - 79-76

W, at Mississippi - 83-80
W, vs. Ohio State - 60-59
W, vs. Syracuse - 55-53
W, vs. Stanford - 82-72
L, vs. Florida - 62-52

2012-13 (3-2)

L, vs. Colorado - 67-57
W, vs. Boston College - 87-71
W, vs. Auburn - 73-63
W, at Alabama - 81-76
L, at USC - 63-61

2011-12 (4-1)

W, vs. Wake Forest - 80-76
W, vs. Minnesota - 86-70
W, vs. Alabama - 74-62
W, vs. Mississippi - 62-50
L, at Iowa - 84-75

2010-11 (1-0)

W, at Mississippi - 78-71

2009-10 (4-1)

W, vs. Georgia Tech - 63-59
L, vs. Kansas State - 83-75
W, at Illinois - 77-71
W, vs. Mississippi - 68-63
W, vs. North Carolina - 79-69

2008-09 (2-1)

W, vs. Auburn - 60-59
W, vs. West Virginia - 68-60
L, vs. Kansas - 60-43

2007-08 (2-1)

W, at Louisville - 70-65
W, vs. Pittsburgh - 80-55
L, at Ohio State - 74-63

SUPER SENIOR

- Josh Cunningham is UD's only scholarship senior this year.
- Dayton is one of 16 teams that have one or fewer scholarship seniors on its roster in 2018-19.
- The others are Cal State Northridge, Chattanooga, Drexel, Duke, Duquesne, ECU, Idaho, Kansas, Kentucky, La. Tech, North Florida, Oklahoma State, Richmond, UNC Asheville and Virginia.
- Cal State Northridge, Duquesne, North Florida and Virginia have zero scholarship seniors.

GRANT HELPS USA BASKETBALL WIN GOLD

- Flyer coach Anthony Grant spent part of his summer serving as an assistant coach for USA Basketball's gold medal-winning entry in the 2018 FIBA Americas U18 Championship for Men which was held June 11-17 in St. Catharines, Ontario.
- Kansas' Hall of Fame coach Bill Self was the team's head coach. Joining Grant on the staff was Danny Manning of Wake Forest.
- This was Grant's second stint with USA Basketball. He was an assistant for the 2008 USA Men's U18 National Team, which played in the FIBA Americas Championship in Argentina.
- Grant is the fourth Flyer coach to serve with USA Basketball. Don Donoher had two stints, most notably as an assistant on the gold medal-winning team at the 1984 Olympics. Oliver Purnell served five times, including at the 2004 Olympics and winning the gold as head coach at the 1999 World University Games. Archie Miller was an assistant when the U.S. won the gold at the 2014 FIBA U19 World Championships.

JUST CAN'T HAVE ENOUGH EXPERIENCE

- UD is one of 14 schools with at least two former head coaches serving as assistants on its staff.
- The others are Boise State, Cal, Evansville, Fairfield, Georgia State, Indiana, Iowa, Maryland, Michigan State, Oklahoma State, Pitt, South Carolina and Washington.
- Associate head coach Anthony Solomon previously coached at St. Bonaventure, while assistant coach Donnie Jones was a head coach at Marshall and Central Florida.

NEW FACES FITTING IN

- During the off-season, the Flyers added assistant coach Donnie Jones (previously a head coach at Marshall and Central Florida), strength and conditioning coach Ed Streit (previously at UConn and the Chicago Bulls) and graduate assistant Sean Damaska (previously a development intern with the Dallas Mavericks).

TRANSFERENCE

- Speaking of new faces, the Flyers have four Division I transfers sitting out the 2018-19 campaign, per NCAA regs.
- Rodney Chatman, a 6-2 point guard from UT Chattanooga.
- Jordy Tshimanga, a 6-11 center from Nebraska.
- Ibi Watson, a 6-5 wing from Michigan.
- Chase Johnson, a 6-9 forward from Florida.
- UD's leading scorer for the last seven seasons was a transfer.

SUCCESS IN THE LATEST GRADUATION SUCCESS RATE

- Dayton men's basketball is one of 72 Division I programs with a perfect 100 score in the latest Graduation Success Rate numbers.
- UD is one of four teams in Ohio and one of five in the Atlantic 10.

DID YOU KNOW?

- UD won more games than any other school in both the 1950s and 60s. UD won 435 games between 1950 and 1969 and ranks among the top teams in Division I history in a 20-year period.
- The Flyers' .763 (228-71) winning percentage in the 1950s ranks fifth in the decade. Their .729 (207-77) winning percentage ranks eighth in the 1960s.

DAYTON SIGNS MOULAYE SISSOKO

- During the early signing period, Moulaye Sissoko (pronounced MOO-lie Sis-SO-koe) signed an LOI with UD.
- Sissoko is a 6-foot-10, 223-pound forward from Bamako, Mali who is at Lincoln Academy in Suwanee, Ga.
- A nominee for McDonald's All-America, after 7 games, he averaged 15.4 ppg.

THE FLYER FAITHFUL

- Dayton was 23rd nationally in average attendance in 2017-18 in the annual men's basketball attendance report.
- UD averaged 12,996 fans a game, just 22 less than the previous season's school-record 13,018.
- Dayton was ranked 22nd that year.
- Dayton finished in the Top 30 in men's basketball attendance for the 20th straight season.
- The 2017-18 season was the 21st consecutive year with an average attendance of 12,000 or more fans.
- Dayton's game versus North Florida was the 300th consecutive UD regular season home game with an attendance of at least 11,000 fans.
- In the last 18 years, 99% of UD's home games have had 10,000+ (544 of 547).
- UD Arena has 124 sellouts in its 49-year history, including the last two of the three exhibition games.
- Dayton had 5 regular season sellouts last season and already had an Arena record-tying eights this year: Mississippi State, Presbyterian, Georgia State, Duquesne, VCU, Saint Louis, Rhode Island and La Salle were this season's sellouts. That first happened in the Arena's first year (1969-70).
- UD is 11th school to have 10 million mark attend a men's basketball game in their current building. The others are Butler, Illinois, Indiana, Kansas, Kentucky, Minnesota, New Mexico, Purdue, Syracuse and Vanderbilt.

THE MADNESS STARTS IN DAYTON

- "March Madness" will begin again in Dayton as UD Arena serves as the host site for the 2019 NCAA First Four.
- UD Arena is the all-time leader with 121 NCAA Tournament games hosted.
- That is 38 more than the original home of the NCAA Tournament, Kansas City's Municipal Auditorium.
- Since the NCAA Tournament expanded to 64 teams in 1985, Dayton has hosted the event 22 times.
- The University of Dayton is riding a 18-year streak, including four years (2001, 2006, 2009, 2013) in which it hosted the tournament's opening round game(s) and the next two rounds.
- The First Four is booked at UD Arena through 2022.

SEASON STATS

2018-19 Dayton Flyer Men's Basketball Dayton Combined Team Statistics (as of Mar 16, 2019) All games

RECORD:	OVERALL	HOME	AWAY	NEUTRAL
ALL GAMES	21-11	13-4	7-3	1-4
CONFERENCE	13-5	6-3	7-2	0-0
NON-CONFERENCE	8-6	7-1	0-1	1-4

#	Player	gp-gs	min	avg	Total		3-Point		F-Throw		Rebounds						pf	dq	a	to	blk	stl	pts	avg
					fg-fga	fg%	3fg-fga	3fg%	ft-fa	ft%	off	def	tot	avg										
01	TOPPIN, Obi	32-14	846	26.4	192-290	.662	9-18	.500	61-85	.718	49	131	180	5.6	67	1	59	60	27	20	454	14.2		
00	CUNNINGHAM, Josh	30-29	881	29.4	154-240	.642	6-14	.429	93-149	.624	53	137	190	6.3	70	0	46	60	3	18	407	13.6		
10	CRUTCHER, Jalen	32-32	1168	36.5	147-353	.416	68-188	.362	58-82	.707	9	119	128	4.0	44	1	182	89	4	29	420	13.1		
33	MIKESELL, Ryan	32-31	954	29.8	113-223	.507	39-113	.345	56-70	.800	40	129	169	5.3	61	1	76	48	19	24	321	10.0		
04	DAVIS, Jordan	32-31	1025	32.0	106-265	.400	54-160	.338	45-64	.703	5	84	89	2.8	44	0	60	46	11	30	311	9.7		
03	LANDERS, Trey	31-22	852	27.5	99-208	.476	9-45	.200	50-72	.694	56	155	211	6.8	71	2	62	51	11	20	257	8.3		
31	MATOS, Jhery	6-0	117	19.5	8-26	.308	1-8	.125	5-7	.714	4	15	19	3.2	14	0	7	4	0	4	22	3.7		
35	COHILL, Dwayne	32-0	497	15.5	42-96	.438	7-31	.226	21-31	.677	4	29	33	1.0	55	2	26	25	3	14	112	3.5		
23	WESTERFIELD, Jack	8-1	24	3.0	3-8	.375	2-5	.400	0-1	.000	0	2	2	0.3	1	0	1	1	0	0	8	1.0		
02	Frankie Policelli	20-0	96	4.8	7-21	.333	4-13	.308	0-3	.000	2	8	10	0.5	15	0	9	5	1	2	18	0.9		
52	GREER, Camron	5-0	6	1.2	1-1	1.000	1-1	1.000	0-0	.000	1	1	2	0.4	1	0	1	0	0	0	3	0.6		
53	WILSON, Christian	2-0	3	1.5	0-2	.000	0-2	.000	0-0	.000	0	0	0	0.0	1	0	0	0	0	0	0	0.0		
51	LEONARD, Jabali	2-0	3	1.5	0-1	.000	0-1	.000	0-0	.000	0	0	0	0.0	0	0	0	1	0	0	0	0.0		
Team											39	44	83		1		13							
Total.....		0	6472		872-1734	.503	200-599	.334	389-564	.690	262	854	1116	0.0	445	7	529	403	79	161	2333	0.0		
Opponents.....		0	6476		776-1880	.413	244-765	.319	309-443	.698	322	700	1022	0.0	526	-	403	362	93	171	2105	0.0		

TEAM STATISTICS	UD	OPP	Date	Opponent	Score	Att.
SCORING	2333	2105	11/7/18	NORTH FLORIDA	W 78-70	12522
Points per game	72.9	65.8	11/10/18	COPPIN ST.	W 76-46	12849
Scoring margin	+7.1	-	11/16/18	PURDUE FORT WAYNE	W 91-80	13044
FIELD GOALS-ATT	872-1734	776-1880	^ 11/21/18	vs Butler	W 69-64	1452
Field goal pct	.503	.413	^ 11/22/18	vs Virginia	L 59-66	2258
3 POINT FG-ATT	200-599	244-765	^ 11/23/18	vs Oklahoma	L 54-65	1052
3-pointFG pct	.334	.319	11/30/18	MISSISSIPPI ST.	L 58-65	13174
3-ptFG made per game	6.3	7.6	12/4/18	DETROIT MERCY	W 98-59	12700
FREE THROWS-ATT	389-564	309-443	12/8/18	at Auburn	L 72-82	8365
Free throw pct	.690	.698	+ 12/16/18	vs Tulsa	L 67-72	5812
F-Throws made per game	12.2	9.7	12/19/18	WESTERN MICH.	W 85-72	12590
REBOUNDS	1116	1022	12/22/18	PRESBYTERIAN	W 81-69	13147
Rebounds per game	34.9	31.9	12/29/18	GA. SOUTHERN	W 94-90	13147
Rebounding margin	+2.9	-	* 1/6/19	RICHMOND	W 72-48	12848
ASSISTS	529	403	* 1/9/19	at George Washington	W 72-66	2325
Assists per game	16.5	12.6	* 1/13/19	MASSACHUSETTS	W 72-67	12767
TURNOVERS	403	362	* 1/16/19	at VCU	L 71-76	7637
Turnovers per game	12.6	11.3	* 1/19/19	at St. Bonaventure	Wo2 89-86	3918
Turnover margin	-1.3	-	* 1/23/19	GEORGE MASON	L 63-67	12895
Assist/turnover ratio	1.3	1.1	* 1/26/19	at Fordham	W 75-52	3200
STEALS	161	171	* 1/29/19	SAINT JOSEPH'S	W 75-64	12628
Steals per game	5.0	5.3	* 2/2/19	DUQUESNE	W 68-64	13147
BLOCKS	79	93	* 2/5/19	at Saint Louis	L 60-73	6311
Blocks per game	2.5	2.9	* 2/9/19	at Rhode Island	W 77-48	7259
ATTENDANCE	220036	67404	* 2/16/19	VCU	L 68-69	13147
Home games-Avg/Game	17-12943	10-4997	* 2/19/19	at Davidson	W 74-73	4423
Neutral site-Avg/Game	-	5-3486	* 2/23/19	SAINT LOUIS	W 70-62	13137
			* 2/26/19	at Massachusetts	W 72-48	2478
			* 3/1/19	RHODE ISLAND	Lot 70-72	13147
			* 3/6/19	LA SALLE	W 70-39	13147
			* 3/9/19	at Duquesne	W 78-67	4057
			! 3/15/19	vs Saint Louis	L 55-64	6857

* = Conference game
^ = Battle4Atlantis
+ = BBHOF Holiday Showcase
! = Atlantic 10 Championship

ATLANTIC 10 STATISTICS

2018-19 Dayton Flyer Men's Basketball Dayton Combined Team Statistics (as of Mar 10, 2019) Conference games only

RECORD:	OVERALL	HOME	AWAY	NEUTRAL
ALL GAMES	13-5	6-3	7-2	0-0
CONFERENCE	13-5	6-3	7-2	0-0
NON-CONFERENCE	0-0	0-0	0-0	0-0

#	Player	gp-gs	min	avg	Total		3-Point		F-Throw		Rebounds								a	to	blk	stl	pts	avg
					fg-fga	fg%	3fg-fga	3fg%	ft-fa	ft%	off	def	tot	avg	pf	dq								
01	TOPPIN, Obi	18-9	528	29.3	112-176	.636	6-13	.462	43-59	.729	35	84	119	6.6	36	1	43	34	14	17	273	15.2		
00	CUNNINGHAM, Josh	18-18	530	29.4	81-129	.628	4-8	.500	58-93	.624	34	87	121	6.7	43	0	22	33	1	9	224	12.4		
10	CRUTCHER, Jalen	18-18	667	37.1	75-197	.381	30-100	.300	39-53	.736	7	68	75	4.2	26	1	100	53	3	13	219	12.2		
33	MIKESELL, Ryan	18-18	582	32.3	74-135	.548	24-65	.369	36-45	.800	24	73	97	5.4	39	0	47	27	14	16	208	11.6		
04	DAVIS, Jordan	18-17	577	32.1	58-149	.389	36-94	.383	21-31	.677	3	42	45	2.5	24	0	29	29	4	19	173	9.6		
03	LANDERS, Trey	17-9	406	23.9	44-95	.463	2-14	.143	24-38	.632	21	78	99	5.8	36	1	27	22	2	12	114	6.7		
35	COHILL, Dwayne	18-0	301	16.7	24-50	.480	5-19	.263	8-14	.571	1	20	21	1.2	32	1	15	15	2	6	61	3.4		
02	Frankie Policelli	14-0	67	4.8	6-17	.353	4-11	.364	0-1	.000	2	7	9	0.6	8	0	4	3	1	1	16	1.1		
52	GREER, Camron	3-0	3	1.0	1-1	1.000	1-1	1.000	0-0	.000	0	0	0	0.0	1	0	1	0	0	0	3	1.0		
23	WESTERFIELD, Jack	6-1	13	2.2	2-6	.333	1-3	.333	0-0	.000	0	1	1	0.2	0	0	1	0	0	0	5	0.8		
51	LEONARD, Jabali	1-0	1	1.0	0-0	.000	0-0	.000	0-0	.000	0	0	0	0.0	0	0	0	1	0	0	0	0.0		
Team											20	25	45				5							
Total.....		18	3675		477-955	.499	113-328	.345	229-334	.686	147	485	632	35.1	245	4	289	222	41	93	1296	72.0		
Opponents.....		18	3675		426-1068	.399	125-423	.296	164-239	.686	199	389	588	32.7	303	-	213	198	61	97	1141	63.4		

TEAM STATISTICS	UD	OPP	Date	Opponent	Score	Att.
SCORING	1296	1141	* 1/6/19	RICHMOND	W 72-48	12848
Points per game	72.0	63.4	* 1/9/19	at George Washington	W 72-66	2325
Scoring margin	+8.6	-	* 1/13/19	MASSACHUSETTS	W 72-67	12767
FIELD GOALS-ATT	477-955	426-1068	* 1/16/19	at VCU	L 71-76	7637
Field goal pct	.499	.399	* 1/19/19	at St. Bonaventure	Wo2 89-86	3918
3 POINT FG-ATT	113-328	125-423	* 1/23/19	GEORGE MASON	L 63-67	12895
3-pointFG pct	.345	.296	* 1/26/19	at Fordham	W 75-52	3200
3-ptFG made per game	6.3	6.9	* 1/29/19	SAINT JOSEPH'S	W 75-64	12628
FREE THROWS-ATT	229-334	164-239	* 2/2/19	DUQUESNE	W 68-64	13147
Free throw pct	.686	.686	* 2/5/19	at Saint Louis	L 60-73	6311
F-Throws made per game	12.7	9.1	* 2/9/19	at Rhode Island	W 77-48	7259
REBOUNDS	632	588	* 2/16/19	VCU	L 68-69	13147
Rebounds per game	35.1	32.7	* 2/19/19	at Davidson	W 74-73	4423
Rebounding margin	+2.4	-	* 2/23/19	SAINT LOUIS	W 70-62	13137
ASSISTS	289	213	* 2/26/19	at Massachusetts	W 72-48	2478
Assists per game	16.1	11.8	* 3/1/19	RHODE ISLAND	Lot 70-72	13147
TURNOVERS	222	198	* 3/6/19	LA SALLE	W 70-39	13147
Turnovers per game	12.3	11.0	* 3/9/19	at Duquesne	W 78-67	4057
Turnover margin	-1.3	-	* = Conference game			
Assist/turnover ratio	1.3	1.1	^ = Battle4Atlantis			
STEALS	93	97	+ = BBHOF Holiday Showcase			
Steals per game	5.2	5.4				
BLOCKS	41	61				
Blocks per game	2.3	3.4				
ATTENDANCE	116863	41608				
Home games-Avg/Game	9-12985	9-4623				
Neutral site-Avg/Game	-	0-0				

Score by Periods	1st	2nd	OT	OT2	Totals
Dayton	581	688	15	12	1296
Opponents	530	585	17	9	1141

POINTS-REBOUNDS-ASSISTS

2018-19 Dayton Flyer Men's Basketball Dayton Points-Rebounds-Assists (as of Mar 16, 2019) All games

Opponent	Date	Score	00		01		2		03		04		10		23	
			CUNNINGHA	TOPPIN,OBI	POLICELLI,	LANDERS,TR	DAVIS,JORD	CRUTCHER,J	WESTERFIEL							
NORTH FLORIDA	11/7/18	78-70	w	DNP	18-10-2	DNP	15-10-2	16-1-1	9-7-4	DNP						
COPPIN ST.	11/10/18	76-46	w	DNP	19-1-3	DNP	7-8-2	13-6-2	9-4-7	0-1-0						
PURDUE FORT WAYNE	11/16/18	91-80	w	20-8-1	8-3-0	DNP	15-3-3	10-4-4	18-4-7	DNP						
vs Butler	11/21/18	69-64	w	18-8-2	4-4-0	DNP	10-7-1	0-3-2	20-5-3	DNP						
vs Virginia	11/22/18	59-66	L	15-5-0	13-4-1	DNP	9-5-3	5-2-1	11-2-7	DNP						
vs Oklahoma	11/23/18	54-65	L	5-8-4	7-0-0	DNP	12-10-0	12-6-0	14-0-6	DNP						
MISSISSIPPI ST.	11/30/18	58-65	L	11-5-1	8-5-0	0-0-1	4-7-2	7-5-2	11-0-7	DNP						
DETROIT MERCY	12/4/18	98-59	w	20-4-1	22-11-3	2-1-4	8-6-5	13-4-7	16-4-6	3-0-0						
at Auburn	12/8/18	72-82	L	14-5-3	10-3-0	0-0-0	8-11-3	9-1-1	11-6-5	DNP						
vs Tulsa	12/16/18	67-72	L	15-4-1	13-2-2	0-0-0	13-7-2	7-1-0	14-4-3	DNP						
WESTERN MICH.	12/19/18	85-72	w	28-8-4	22-6-1	0-0-0	11-6-3	3-3-1	14-4-10	DNP						
PRESBYTERIAN	12/22/18	81-69	w	5-3-2	8-4-2	DNP	15-14-2	18-3-2	19-6-5	DNP						
GA. SOUTHERN	12/29/18	94-90	w	25-6-5	22-3-2	0-0-0	9-10-4	13-4-4	17-3-7	DNP						
RICHMOND	1/6/19	72-48	w	25-10-1	16-9-2	3-0-0	9-10-3	0-3-3	8-8-4	2-0-0						
at George Washington	1/9/19	72-66	w	6-13-0	4-4-2	3-0-0	12-7-1	25-1-1	8-5-11	DNP						
MASSACHUSETTS	1/13/19	72-67	w	15-7-4	3-2-4	0-0-0	12-5-1	21-3-2	19-3-4	DNP						
at VCU	1/16/19	71-76	L	13-8-0	8-3-2	0-1-0	7-2-4	17-2-2	14-4-6	DNP						
at St. Bonaventure	1/19/19	89-86	w	14-3-4	10-3-0	0-0-1	14-8-0	13-8-3	15-4-6	DNP						
GEORGE MASON	1/23/19	63-67	L	15-5-3	11-3-2	DNP	6-8-3	6-3-1	8-5-5	DNP						
at Fordham	1/26/19	75-52	w	15-11-1	19-9-0	8-3-1	6-9-2	10-1-5	10-3-6	0-0-1						
SAINT JOSEPH'S	1/29/19	75-64	w	3-11-2	25-12-2	0-0-2	4-2-1	8-1-1	7-5-6	DNP						
DUQUESNE	2/2/19	68-64	w	3-10-0	26-5-1	DNP	4-6-3	7-3-1	16-1-4	DNP						
at Saint Louis	2/5/19	60-73	L	12-7-0	11-5-3	2-1-0	8-5-0	0-1-0	11-3-3	DNP						
at Rhode Island	2/9/19	77-48	w	13-4-1	19-4-2	0-1-0	2-4-3	12-5-1	20-4-4	0-0-0						
VCU	2/16/19	68-69	L	10-3-1	15-8-2	0-1-0	DNP	6-2-3	13-3-7	DNP						
at Davidson	2/19/19	74-73	w	21-3-0	18-12-3	DNP	0-1-0	15-4-1	8-4-4	DNP						
SAINT LOUIS	2/23/19	70-62	w	13-6-2	11-10-4	0-1-0	8-3-0	9-2-1	17-5-5	DNP						
at Massachusetts	2/26/19	72-48	w	18-5-0	19-8-2	0-0-0	5-10-2	13-3-1	10-0-4	0-0-0						
RHODE ISLAND	3/1/19	70-72	L	4-5-0	26-11-7	DNP	0-4-0	5-0-1	8-2-6	DNP						
LA SALLE	3/6/19	70-39	w	18-5-1	13-4-3	0-1-0	7-6-2	0-0-0	11-12-6	3-1-0						
at Duquesne	3/9/19	78-67	w	6-5-2	19-7-2	0-0-0	10-9-2	6-3-2	16-4-9	0-0-0						
vs Saint Louis	3/15/19	55-64	L	7-5-0	7-5-0	DNP	7-8-3	12-1-4	18-4-5	DNP						

Opponent	Date	Score		31		33		35		51		52		53	
				MATOS,JHER	MIKESELL,R	COHILL,DWA	LEONARD,JA	GREER,CAM	WILSON,CHR						
NORTH FLORIDA	11/7/18	78-70	w	3-2-1	12-3-6	5-2-2	DNP	DNP	DNP						
COPPIN ST.	11/10/18	76-46	w	4-4-0	18-10-0	6-2-0	0-0-0	0-1-0	0-0-0						
PURDUE FORT WAYNE	11/16/18	91-80	w	7-6-4	10-5-1	3-2-0	DNP	DNP	DNP						
vs Butler	11/21/18	69-64	w	4-3-1	9-1-1	4-0-0	DNP	DNP	DNP						
vs Virginia	11/22/18	59-66	L	2-0-0	2-6-0	2-3-0	DNP	DNP	DNP						
vs Oklahoma	11/23/18	54-65	L	2-4-1	2-2-0	0-0-1	DNP	DNP	DNP						
MISSISSIPPI ST.	11/30/18	58-65	L	DNP	15-7-1	2-0-0	DNP	DNP	DNP						
DETROIT MERCY	12/4/18	98-59	w	DNP	10-5-3	4-1-1	DNP	0-1-0	0-0-0						
at Auburn	12/8/18	72-82	L	DNP	15-8-1	5-1-3	DNP	DNP	DNP						
vs Tulsa	12/16/18	67-72	L	DNP	5-7-3	0-0-1	DNP	DNP	DNP						
WESTERN MICH.	12/19/18	85-72	w	DNP	2-3-3	5-0-1	DNP	DNP	DNP						
PRESBYTERIAN	12/22/18	81-69	w	DNP	8-6-2	8-0-1	DNP	DNP	DNP						
GA. SOUTHERN	12/29/18	94-90	w	DNP	5-4-4	3-0-1	DNP	DNP	DNP						
RICHMOND	1/6/19	72-48	w	DNP	9-2-2	0-1-1	DNP	DNP	DNP						
at George Washington	1/9/19	72-66	w	DNP	7-4-3	7-0-0	DNP	DNP	DNP						
MASSACHUSETTS	1/13/19	72-67	w	DNP	2-4-3	0-1-0	DNP	DNP	DNP						
at VCU	1/16/19	71-76	L	DNP	11-8-2	1-2-0	DNP	DNP	DNP						
at St. Bonaventure	1/19/19	89-86	w	DNP	21-6-2	2-0-0	DNP	DNP	DNP						
GEORGE MASON	1/23/19	63-67	L	DNP	10-5-4	7-3-1	DNP	DNP	DNP						
at Fordham	1/26/19	75-52	w	DNP	5-4-2	2-2-0	DNP	0-0-0	DNP						
SAINT JOSEPH'S	1/29/19	75-64	w	DNP	21-6-3	7-1-1	DNP	DNP	DNP						
DUQUESNE	2/2/19	68-64	w	DNP	6-7-3	6-0-0	DNP	DNP	DNP						
at Saint Louis	2/5/19	60-73	L	DNP	9-6-1	7-2-2	DNP	DNP	DNP						
at Rhode Island	2/9/19	77-48	w	DNP	4-7-4	4-3-2	DNP	3-0-0	DNP						
VCU	2/16/19	68-69	L	DNP	22-4-2	2-1-1	DNP	DNP	DNP						
at Davidson	2/19/19	74-73	w	DNP	10-3-3	2-0-1	DNP	DNP	DNP						
SAINT LOUIS	2/23/19	70-62	w	DNP	12-5-2	0-1-0	DNP	DNP	DNP						
at Massachusetts	2/26/19	72-48	w	DNP	7-5-4	0-0-2	DNP	DNP	DNP						
RHODE ISLAND	3/1/19	70-72	L	DNP	23-11-3	4-0-0	DNP	DNP	DNP						
LA SALLE	3/6/19	70-39	w	DNP	12-3-3	6-3-3	DNP	0-0-1	DNP						
at Duquesne	3/9/19	78-67	w	DNP	17-7-1	4-1-1	0-0-0	DNP	DNP						
vs Saint Louis	3/15/19	55-64	L	DNP	0-5-4	4-1-0	DNP	DNP	DNP						

INDIVIDUAL GAME-BY-GAMES

2018-19 Dayton Flyer Men's Basketball Dayton Individual Game-by-Game (as of Mar 16, 2019) All games

#00 CUNNINGHAM, Josh

Opponent	Date	gs	min	Total		3-Pointers		Free throws		Rebounds				pf	a	t/o	blk	stl	pts	avg	
				fg-fga	pct	3fg-fga	pct	ft-fa	pct	off	def	tot	avg								
PURDUE FORT WAYNE	11/16/18	*	29	9-10	.900	0-0	.000	2-6	.333	3	5	8	8.0	3	1	2	0	0	20	20.0	
vs Butler	11/21/18	*	35	7-11	.636	0-0	.000	4-6	.667	1	7	8	8.0	0	2	1	0	0	18	19.0	
vs Virginia	11/22/18	*	32	6-8	.750	0-0	.000	3-5	.600	2	3	5	7.0	2	0	5	0	1	15	17.7	
vs Oklahoma	11/23/18	*	36	2-7	.286	0-0	.000	1-3	.333	0	8	8	7.3	1	4	1	0	1	5	14.5	
MISSISSIPPI ST.	11/30/18		25	4-12	.333	1-3	.333	2-6	.333	4	1	5	6.8	3	1	2	1	3	11	13.8	
DETROIT MERCY	12/4/18	*	24	7-11	.636	0-0	.000	6-8	.750	1	3	4	6.3	1	1	2	0	0	20	14.8	
at Auburn	12/8/18	*	31	6-8	.750	1-1	1.000	1-1	1.000	2	3	5	6.1	3	3	4	0	1	14	14.7	
vs Tulsa	12/16/18	*	27	7-11	.636	0-0	.000	1-1	1.000	1	3	4	5.9	4	1	0	0	1	15	14.8	
WESTERN MICH.	12/19/18	*	32	10-13	.769	0-0	.000	8-8	1.000	2	6	8	6.1	2	4	5	1	0	28	16.2	
PRESBYTERIAN	12/22/18	*	17	2-2	1.000	0-0	.000	1-3	.333	1	2	3	5.8	3	2	3	0	0	5	15.1	
GA. SOUTHERN	12/29/18	*	31	10-14	.714	0-1	.000	5-7	.714	1	5	6	5.8	2	5	1	0	1	25	16.0	
RICHMOND	1/6/19	*	29	11-14	.786	0-0	.000	3-5	.600	2	8	10	6.2	2	1	3	0	0	25	16.8	
at George Washington	1/9/19	*	28	0-1	.000	0-0	.000	6-12	.500	3	10	13	6.7	3	0	2	0	1	6	15.9	
MASSACHUSETTS	1/13/19	*	30	6-11	.545	1-1	1.000	2-3	.667	0	7	7	6.7	0	4	2	0	0	15	15.9	
at VCU	1/16/19	*	30	5-6	.833	0-0	.000	3-7	.429	1	7	8	6.8	3	0	5	0	0	13	15.7	
at St. Bonaventure	1/19/19	*	45	4-7	.571	1-2	.500	5-10	.500	1	2	3	6.6	3	4	1	0	0	14	15.6	
GEORGE MASON	1/23/19	*	33	6-9	.667	1-2	.500	2-3	.667	0	5	5	6.5	4	3	2	0	1	15	15.5	
at Fordham	1/26/19	*	23	6-10	.600	0-0	.000	3-5	.600	4	7	11	6.7	0	1	1	0	0	15	15.5	
SAINT JOSEPH'S	1/29/19	*	29	1-5	.200	0-0	.000	1-2	.500	2	9	11	6.9	3	2	2	0	2	3	14.8	
DUQUESNE	2/2/19	*	18	1-6	.167	0-1	.000	1-3	.333	3	7	10	7.1	1	0	1	0	1	3	14.3	
at Saint Louis	2/5/19	*	32	5-11	.455	0-1	.000	2-3	.667	6	1	7	7.1	4	0	2	0	1	12	14.1	
at Rhode Island	2/9/19	*	29	6-8	.750	0-0	.000	1-2	.500	1	3	4	7.0	4	1	2	0	0	13	14.1	
VCU	2/16/19	*	30	3-6	.500	0-0	.000	4-5	.800	1	2	3	6.8	1	1	0	0	0	10	13.9	
at Davidson	2/19/19	*	26	6-6	1.000	0-0	.000	9-10	.900	1	2	3	6.6	3	0	2	0	0	21	14.2	
SAINT LOUIS	2/23/19	*	31	5-5	1.000	0-0	.000	3-6	.500	4	2	6	6.6	2	2	1	0	1	13	14.2	
at Massachusetts	2/26/19	*	23	7-8	.875	0-0	.000	4-5	.800	2	3	5	6.5	4	0	4	0	0	18	14.3	
RHODE ISLAND	3/1/19	*	30	1-3	.333	0-0	.000	2-2	1.000	0	5	5	6.5	3	0	2	1	1	4	13.9	
LA SALLE	3/6/19	*	33	6-8	.750	1-1	1.000	5-6	.833	3	2	5	6.4	1	1	0	0	1	18	14.1	
at Duquesne	3/9/19	*	31	2-5	.400	0-0	.000	2-4	.500	0	5	5	6.4	2	2	1	0	0	6	13.8	
vs Saint Louis	3/15/19	*	32	3-4	.750	0-1	.000	1-2	.500	1	4	5	6.3	3	0	1	0	1	7	13.6	
Totals			29	881	154-240	.642	6-14	.429	93-149	.624	53	137	190	6.3	70	46	60	3	18	407	13.6

Games played: 30
Minutes/game: 29.4
Points/game: 13.6
FG Pct: 64.2
3FG Pct: 42.9
FT Pct: 62.4

Rebounds/game: 6.3
Assists/game: 1.5
Turnovers/game: 2.0
Assist/turnover ratio: 0.8
Steals/game: 0.6
Blocks/game: 0.1

INDIVIDUAL GAME-BY-GAMES

2018-19 Dayton Flyer Men's Basketball Dayton Individual Game-by-Game (as of Mar 16, 2019) All games

#01 TOPPIN, Obi

Opponent	Date	gs	min	Total		3-Pointers		Free throws		Rebounds				pf	a	t/o	blk	stl	pts	avg	
				fg-fga	pct	3fg-fga	pct	ft-fa	pct	off	def	tot	avg								
NORTH FLORIDA	11/7/18	*	28	8-13	.615	0-0	.000	2-2	1.000	3	7	10	10.0	1	2	2	0	0	18	18.0	
COPPIN ST.	11/10/18	*	29	8-10	.800	0-0	.000	3-4	.750	0	1	1	5.5	1	3	5	1	1	19	18.5	
PURDUE FORT WAYNE	11/16/18	*	16	4-7	.571	0-0	.000	0-0	.000	0	3	3	4.7	2	0	2	1	0	8	15.0	
vs Butler	11/21/18		17	2-3	.667	0-0	.000	0-0	.000	0	4	4	4.5	4	0	2	0	0	4	12.3	
vs Virginia	11/22/18		26	6-7	.857	1-1	1.000	0-0	.000	1	3	4	4.4	2	1	0	1	0	13	12.4	
vs Oklahoma	11/23/18		16	3-5	.600	0-0	.000	1-2	.500	0	0	0	3.7	2	0	3	1	0	7	11.5	
MISSISSIPPI ST.	11/30/18	*	27	4-7	.571	0-0	.000	0-0	.000	1	4	5	3.9	1	0	2	1	0	8	11.0	
DETROIT MERCY	12/4/18		25	10-13	.769	0-0	.000	2-2	1.000	2	9	11	4.8	1	3	1	0	0	22	12.4	
at Auburn	12/8/18		16	4-4	1.000	1-1	1.000	1-3	.333	2	1	3	4.6	2	0	1	2	0	10	12.1	
vs Tulsa	12/16/18		19	4-7	.571	0-0	.000	5-6	.833	1	1	2	4.3	4	2	1	1	0	13	12.2	
WESTERN MICH.	12/19/18		24	11-11	1.000	0-0	.000	0-0	.000	1	5	6	4.5	4	1	0	1	1	22	13.1	
PRESBYTERIAN	12/22/18		25	4-8	.500	0-1	.000	0-0	.000	0	4	4	4.4	1	2	3	2	1	8	12.7	
GA. SOUTHERN	12/29/18		20	9-10	.900	0-0	.000	4-7	.571	1	2	3	4.3	2	2	0	0	0	22	13.4	
RICHMOND	1/6/19		29	8-14	.571	0-1	.000	0-0	.000	6	3	9	4.6	0	2	1	3	1	16	13.6	
at George Washington	1/9/19		30	2-5	.400	0-0	.000	0-0	.000	0	4	4	4.6	2	2	0	0	1	4	12.9	
MASSACHUSETTS	1/13/19		24	1-7	.143	0-1	.000	1-3	.333	1	1	2	4.4	2	4	1	1	3	3	12.3	
at VCU	1/16/19		17	3-6	.500	0-0	.000	2-2	1.000	2	1	3	4.4	5	2	1	1	0	8	12.1	
at St. Bonaventure	1/19/19		33	5-5	1.000	0-0	.000	0-0	.000	0	3	3	4.3	4	0	1	2	0	10	11.9	
GEORGE MASON	1/23/19		25	5-5	1.000	0-0	.000	1-2	.500	2	1	3	4.2	1	2	3	1	0	11	11.9	
at Fordham	1/26/19		20	7-11	.636	1-1	1.000	4-5	.800	2	7	9	4.5	1	0	2	0	0	19	12.3	
SAINT JOSEPH'S	1/29/19		26	11-14	.786	0-1	.000	3-4	.750	5	7	12	4.8	0	2	1	1	0	25	12.9	
DUQUESNE	2/2/19		34	11-16	.688	0-0	.000	4-4	1.000	2	3	5	4.8	1	1	2	2	4	26	13.5	
at Saint Louis	2/5/19	*	28	2-6	.333	0-0	.000	7-8	.875	1	4	5	4.8	4	3	1	0	1	11	13.3	
at Rhode Island	2/9/19	*	32	8-10	.800	1-1	1.000	2-2	1.000	2	2	4	4.8	2	2	4	0	3	19	13.6	
VCU	2/16/19	*	32	6-12	.500	1-2	.500	2-3	.667	1	7	8	4.9	3	2	5	0	1	15	13.6	
at Davidson	2/19/19	*	34	6-10	.600	1-1	1.000	5-8	.625	2	10	12	5.2	1	3	2	0	0	18	13.8	
SAINT LOUIS	2/23/19	*	37	4-9	.444	0-1	.000	3-4	.750	2	8	10	5.4	2	4	0	0	0	11	13.7	
at Massachusetts	2/26/19	*	33	8-10	.800	1-1	1.000	2-4	.500	1	7	8	5.5	2	2	2	1	1	19	13.9	
RHODE ISLAND	3/1/19	*	42	11-14	.786	1-2	.500	3-5	.600	2	9	11	5.7	3	7	3	1	0	26	14.3	
LA SALLE	3/6/19	*	29	6-9	.667	0-1	.000	1-2	.500	1	3	4	5.6	0	3	2	0	1	13	14.3	
at Duquesne	3/9/19	*	23	8-13	.615	0-0	.000	3-3	1.000	3	4	7	5.6	3	2	3	1	1	19	14.4	
vs Saint Louis	3/15/19	*	30	3-9	.333	1-2	.500	0-0	.000	2	3	5	5.6	4	0	4	2	0	7	14.2	
Totals			14	846	192-290	.662	9-18	.500	61-85	.718	49	131	180	5.6	67	59	60	27	20	454	14.2

Games played: 32
Minutes/game: 26.4
Points/game: 14.2
FG Pct: 66.2
3FG Pct: 50.0
FT Pct: 71.8

Rebounds/game: 5.6
Assists/game: 1.8
Turnovers/game: 1.9
Assist/turnover ratio: 1.0
Steals/game: 0.6
Blocks/game: 0.8

INDIVIDUAL GAME-BY-GAMES

2018-19 Dayton Flyer Men's Basketball Dayton Individual Game-by-Game (as of Mar 16, 2019) All games

#02 Frankie Policelli

Opponent	Date	gs	min	Total		3-Pointers		Free throws		Rebounds				pf	a	t/o	blk	stl	pts	avg	
				fg-fga	pct	3fg-fga	pct	ft-fa	pct	off	def	tot	avg								
MISSISSIPPI ST.	11/30/18		2	0-1	.000	0-1	.000	0-0	.000	0	0	0	0.0	1	1	0	0	0	0	0.0	
DETROIT MERCY	12/4/18		16	1-2	.500	0-0	.000	0-2	.000	0	1	1	0.5	1	4	1	0	1	2	1.0	
atAuburn	12/8/18		3	0-0	.000	0-0	.000	0-0	.000	0	0	0	0.3	2	0	0	0	0	0	0.7	
vs Tulsa	12/16/18		3	0-0	.000	0-0	.000	0-0	.000	0	0	0	0.3	1	0	0	0	0	0	0.5	
WESTERN MICH.	12/19/18		3	0-1	.000	0-1	.000	0-0	.000	0	0	0	0.2	1	0	0	0	0	0	0.4	
GA. SOUTHERN	12/29/18		2	0-0	.000	0-0	.000	0-0	.000	0	0	0	0.2	1	0	1	0	0	0	0.3	
RICHMOND	1/6/19		6	1-1	1.000	1-1	1.000	0-0	.000	0	0	0	0.1	0	0	0	0	0	3	0.7	
atGeorge Washington	1/9/19		8	1-2	.500	1-2	.500	0-0	.000	0	0	0	0.1	0	0	1	0	1	3	1.0	
MASSACHUSETTS	1/13/19		1	0-0	.000	0-0	.000	0-0	.000	0	0	0	0.1	0	0	0	0	0	0	0.9	
atVCU	1/16/19		4	0-1	.000	0-1	.000	0-0	.000	0	1	1	0.2	1	0	0	0	0	0	0.8	
atSt. Bonaventure	1/19/19		4	0-0	.000	0-0	.000	0-0	.000	0	0	0	0.2	1	1	0	0	0	0	0.7	
atFordham	1/26/19		19	3-9	.333	2-6	.333	0-0	.000	1	2	3	0.4	2	1	0	0	0	8	1.3	
SAINT JOSEPH'S	1/29/19		2	0-1	.000	0-1	.000	0-0	.000	0	0	0	0.4	0	2	0	0	0	0	1.2	
atSaint Louis	2/5/19		3	1-1	1.000	0-0	.000	0-1	.000	1	0	1	0.4	2	0	1	0	0	2	1.3	
atRhode Island	2/9/19		4	0-1	.000	0-0	.000	0-0	.000	0	1	1	0.5	0	0	0	1	0	0	1.2	
VCU	2/16/19		5	0-0	.000	0-0	.000	0-0	.000	0	1	1	0.5	1	0	0	0	0	0	1.1	
SAINT LOUIS	2/23/19		3	0-1	.000	0-0	.000	0-0	.000	0	1	1	0.5	1	0	1	0	0	0	1.1	
atMassachusetts	2/26/19		5	0-0	.000	0-0	.000	0-0	.000	0	0	0	0.5	0	0	0	0	0	0	1.0	
LA SALLE	3/6/19		2	0-0	.000	0-0	.000	0-0	.000	0	1	1	0.5	0	0	0	0	0	0	0.9	
atDuquesne	3/9/19		1	0-0	.000	0-0	.000	0-0	.000	0	0	0	0.5	0	0	0	0	0	0	0.9	
Totals			0	96	7-21	.333	4-13	.308	0-3	.000	2	8	10	0.5	15	9	5	1	2	18	0.9

Games played: 20
Minutes/game: 4.8
Points/game: 0.9
FG Pct: 33.3
3FG Pct: 30.8
FT Pct: 0.0

Rebounds/game: 0.5
Assists/game: 0.5
Turnovers/game: 0.3
Assist/turnover ratio: 1.8
Steals/game: 0.1
Blocks/game: 0.1

INDIVIDUAL GAME-BY-GAMES

2018-19 Dayton Flyer Men's Basketball Dayton Individual Game-by-Game (as of Mar 16, 2019) All games

#03 LANDERS, Trey

Opponent	Date	gs	min	Total		3-Pointers		Free throws		Rebounds				pf	a	t/o	blk	stl	pts	avg	
				fg-fga	pct	3fg-fga	pct	ft-fa	pct	off	def	tot	avg								
NORTH FLORIDA	11/7/18	*	31	6-11	.545	0-3	.000	3-5	.600	3	7	10	10.0	1	2	0	1	0	15	15.0	
COPPIN ST.	11/10/18	*	29	3-7	.429	1-3	.333	0-0	.000	1	7	8	9.0	3	2	1	1	0	7	11.0	
PURDUE FORT WAYNE	11/16/18	*	31	6-9	.667	1-3	.333	2-2	1.000	0	3	3	7.0	0	3	3	1	0	15	12.3	
vs Butler	11/21/18	*	31	3-6	.500	1-2	.500	3-4	.750	2	5	7	7.0	5	1	5	0	0	10	11.8	
vs Virginia	11/22/18	*	35	4-10	.400	0-3	.000	1-2	.500	4	1	5	6.6	3	3	2	1	3	9	11.2	
vs Oklahoma	11/23/18	*	32	3-9	.333	1-2	.500	5-6	.833	5	5	10	7.2	2	0	1	0	1	12	11.3	
MISSISSIPPI ST.	11/30/18	*	33	2-6	.333	0-1	.000	0-0	.000	1	6	7	7.1	2	2	2	2	2	4	10.3	
DETROIT MERCY	12/4/18	*	27	2-2	1.000	1-1	1.000	3-4	.750	1	5	6	7.0	2	5	1	0	0	8	10.0	
at Auburn	12/8/18	*	36	3-7	.429	0-1	.000	2-2	1.000	3	8	11	7.4	3	3	2	0	0	8	9.8	
vs Tulsa	12/16/18	*	36	5-14	.357	0-5	.000	3-4	.750	4	3	7	7.4	3	2	1	0	0	13	10.1	
WESTERN MICH.	12/19/18	*	33	4-7	.571	0-2	.000	3-3	1.000	1	5	6	7.3	1	3	2	1	1	11	10.2	
PRESBYTERIAN	12/22/18	*	36	7-11	.636	0-1	.000	1-2	.500	4	10	14	7.8	4	2	4	1	0	15	10.6	
GA. SOUTHERN	12/29/18	*	32	4-9	.444	1-3	.333	0-0	.000	4	6	10	8.0	4	4	4	0	1	9	10.5	
RICHMOND	1/6/19	*	27	3-5	.600	0-1	.000	3-4	.750	0	10	10	8.1	1	3	0	0	4	9	10.4	
at George Washington	1/9/19	*	27	5-11	.455	0-1	.000	2-2	1.000	2	5	7	8.1	3	1	3	0	1	12	10.5	
MASSACHUSETTS	1/13/19	*	35	3-4	.750	0-0	.000	6-8	.750	2	3	5	7.9	3	1	2	1	2	12	10.6	
at VCU	1/16/19	*	27	3-7	.429	0-2	.000	1-2	.500	1	1	2	7.5	5	4	1	0	0	7	10.4	
at St. Bonaventure	1/19/19	*	37	5-11	.455	0-1	.000	4-7	.571	1	7	8	7.6	2	0	2	1	0	14	10.6	
GEORGE MASON	1/23/19	*	27	3-5	.600	0-1	.000	0-0	.000	2	6	8	7.6	0	3	3	0	0	6	10.3	
at Fordham	1/26/19	*	19	3-11	.273	0-3	.000	0-0	.000	2	7	9	7.7	1	2	4	0	1	6	10.1	
SAINT JOSEPH'S	1/29/19	*	18	2-4	.500	0-1	.000	0-0	.000	0	2	2	7.4	1	1	0	0	0	4	9.8	
DUQUESNE	2/2/19	*	29	2-6	.333	0-0	.000	0-2	.000	1	5	6	7.3	0	3	0	0	0	4	9.5	
at Saint Louis	2/5/19		33	4-8	.500	0-1	.000	0-0	.000	0	5	5	7.2	1	0	1	0	0	8	9.5	
at Rhode Island	2/9/19		18	1-3	.333	0-1	.000	0-0	.000	1	3	4	7.1	4	3	1	0	1	2	9.2	
at Davidson	2/19/19		9	0-3	.000	0-0	.000	0-0	.000	0	1	1	6.8	4	0	0	0	0	0	8.8	
SAINT LOUIS	2/23/19		17	2-4	.500	1-1	1.000	3-5	.600	0	3	3	6.7	2	0	0	0	0	8	8.8	
at Massachusetts	2/26/19		22	2-2	1.000	0-0	.000	1-2	.500	2	8	10	6.8	2	2	0	0	2	5	8.6	
RHODE ISLAND	3/1/19		19	0-2	.000	0-0	.000	0-0	.000	2	2	4	6.7	3	0	3	0	0	0	8.3	
LA SALLE	3/6/19		25	2-5	.400	1-1	1.000	2-4	.500	2	4	6	6.7	0	2	1	0	1	7	8.3	
at Duquesne	3/9/19		17	4-4	1.000	0-0	.000	2-2	1.000	3	6	9	6.8	4	2	1	0	0	10	8.3	
vs Saint Louis	3/15/19		24	3-5	.600	1-1	1.000	0-0	.000	2	6	8	6.8	2	3	1	1	0	7	8.3	
Totals			22	852	99-208	.476	9-45	.200	50-72	.694	56	155	211	6.8	71	62	51	11	20	257	8.3

Games played: 31
Minutes/game: 27.5
Points/game: 8.3
FG Pct: 47.6
3FG Pct: 20.0
FT Pct: 69.4

Rebounds/game: 6.8
Assists/game: 2.0
Turnovers/game: 1.6
Assist/turnover ratio: 1.2
Steals/game: 0.6
Blocks/game: 0.4

INDIVIDUAL GAME-BY-GAMES

2018-19 Dayton Flyer Men's Basketball Dayton Individual Game-by-Game (as of Mar 16, 2019) All games

#04 DAVIS, Jordan

Opponent	Date	gs	min	Total		3-Pointers		Free throws		Rebounds				pf	a	t/o	blk	stl	pts	avg	
				fg-fga	pct	3fg-fga	pct	ft-fga	pct	off	def	tot	avg								
NORTH FLORIDA	11/7/18	*	32	4-8	.500	2-2	1.000	6-8	.750	0	1	1	1.0	1	1	0	0	2	16	16.0	
COPPIN ST.	11/10/18	*	31	5-9	.556	1-4	.250	2-3	.667	1	5	6	3.5	1	2	1	1	2	13	14.5	
PURDUE FORT WAYNE	11/16/18	*	36	3-8	.375	0-4	.000	4-5	.800	0	4	4	3.7	2	4	0	0	0	10	13.0	
vs Butler	11/21/18	*	32	0-5	.000	0-4	.000	0-0	.000	0	3	3	3.5	1	2	0	3	0	0	9.8	
vs Virginia	11/22/18	*	32	2-6	.333	1-3	.333	0-0	.000	0	2	2	3.2	4	1	2	0	0	5	8.8	
vs Oklahoma	11/23/18	*	33	4-13	.308	3-9	.333	1-2	.500	1	5	6	3.7	2	0	0	0	2	12	9.3	
MISSISSIPPI ST.	11/30/18	*	33	3-6	.500	0-2	.000	1-2	.500	0	5	5	3.9	0	2	2	0	0	7	9.0	
DETROIT MERCY	12/4/18	*	30	5-9	.556	1-5	.200	2-3	.667	0	4	4	3.9	1	7	2	1	2	13	9.5	
at Auburn	12/8/18	*	29	3-8	.375	2-6	.333	1-2	.500	0	1	1	3.6	4	1	3	0	0	9	9.4	
vs Tulsa	12/16/18	*	27	2-7	.286	1-4	.250	2-2	1.000	0	1	1	3.3	0	0	1	0	2	7	9.2	
WESTERN MICH.	12/19/18	*	28	0-4	.000	0-1	.000	3-4	.750	0	3	3	3.3	1	1	2	0	1	3	8.6	
PRESBYTERIAN	12/22/18	*	38	7-12	.583	2-7	.286	2-2	1.000	0	3	3	3.3	0	2	0	2	0	18	9.4	
GA. SOUTHERN	12/29/18	*	35	5-11	.455	3-8	.375	0-0	.000	0	4	4	3.3	2	4	1	0	0	13	9.7	
RICHMOND	1/6/19	*	34	0-5	.000	0-4	.000	0-0	.000	0	3	3	3.3	3	3	2	0	0	0	9.0	
at George Washington	1/9/19	*	30	9-15	.600	7-11	.636	0-0	.000	0	1	1	3.1	1	1	2	0	3	25	10.1	
MASSACHUSETTS	1/13/19	*	38	7-11	.636	6-8	.750	1-2	.500	0	3	3	3.1	2	2	0	1	1	21	10.8	
at VCU	1/16/19	*	35	6-13	.462	2-4	.500	3-3	1.000	0	2	2	3.1	1	2	0	0	1	17	11.1	
at St. Bonaventure	1/19/19	*	41	5-11	.455	2-6	.333	1-1	1.000	0	8	8	3.3	0	3	5	0	4	13	11.2	
GEORGE MASON	1/23/19	*	29	2-14	.143	2-10	.200	0-0	.000	1	2	3	3.3	1	1	0	0	0	6	10.9	
at Fordham	1/26/19	*	33	3-5	.600	1-2	.500	3-4	.750	0	1	1	3.2	0	5	2	0	0	10	10.9	
SAINT JOSEPH'S	1/29/19	*	30	3-7	.429	1-4	.250	1-1	1.000	0	1	1	3.1	1	1	1	0	0	8	10.8	
DUQUESNE	2/2/19	*	34	2-8	.250	1-4	.250	2-4	.500	1	2	3	3.1	3	1	3	1	1	7	10.6	
at Saint Louis	2/5/19	*	20	0-2	.000	0-2	.000	0-0	.000	0	1	1	3.0	2	0	2	0	0	0	10.1	
at Rhode Island	2/9/19	*	33	4-8	.500	2-4	.500	2-2	1.000	0	5	5	3.1	1	1	0	0	0	12	10.2	
VCU	2/16/19	*	36	1-6	.167	1-3	.333	3-4	.750	0	2	2	3.0	1	3	2	1	0	6	10.0	
at Davidson	2/19/19	*	38	5-10	.500	4-7	.571	1-2	.500	1	3	4	3.1	3	1	1	0	2	15	10.2	
SAINT LOUIS	2/23/19	*	31	3-6	.500	3-6	.500	0-0	.000	0	2	2	3.0	1	1	3	1	0	9	10.2	
at Massachusetts	2/26/19	*	35	5-12	.417	1-6	.167	2-6	.333	0	3	3	3.0	2	1	2	0	3	13	10.3	
RHODE ISLAND	3/1/19	*	35	1-4	.250	1-4	.250	2-2	1.000	0	0	0	2.9	1	1	1	0	1	5	10.1	
LA SALLE	3/6/19	*	13	0-2	.000	0-1	.000	0-0	.000	0	0	0	2.8	1	0	3	0	1	0	9.8	
at Duquesne	3/9/19	*	32	2-10	.200	2-8	.250	0-0	.000	0	3	3	2.8	0	2	0	0	2	6	9.6	
vs Saint Louis	3/15/19	*	32	5-10	.500	2-7	.286	0-0	.000	0	1	1	2.8	1	4	3	0	0	12	9.7	
Totals			31	1025	106-265	.400	54-160	.338	45-64	.703	5	84	89	2.8	44	60	46	11	30	311	9.7

Games played: 32
Minutes/game: 32.0
Points/game: 9.7
FG Pct: 40.0
3FG Pct: 33.8
FT Pct: 70.3

Rebounds/game: 2.8
Assists/game: 1.9
Turnovers/game: 1.4
Assist/turnover ratio: 1.3
Steals/game: 0.9
Blocks/game: 0.3

INDIVIDUAL GAME-BY-GAMES

2018-19 Dayton Flyer Men's Basketball Dayton Individual Game-by-Game (as of Mar 16, 2019) All games

#10 CRUTCHER, Jalen

Opponent	Date	gs	min	Total		3-Pointers		Free throws		Rebounds				pf	a	t/o	blk	stl	pts	avg	
				fg-fga	pct	3fg-fga	pct	ft-fa	pct	off	def	tot	avg								
NORTH FLORIDA	11/7/18	*	38	4-13	.308	1-4	.250	0-0	.000	0	7	7	7.0	0	4	1	0	0	9	9.0	
COPPIN ST.	11/10/18	*	26	3-6	.500	1-3	.333	2-2	1.000	0	4	4	5.5	1	7	1	0	0	9	9.0	
PURDUE FORT WAYNE	11/16/18	*	32	5-9	.556	3-7	.429	5-8	.625	0	4	4	5.0	2	7	3	0	1	18	12.0	
vs Butler	11/21/18	*	34	6-8	.750	3-4	.750	5-10	.500	0	5	5	5.0	1	3	4	0	0	20	14.0	
vs Virginia	11/22/18	*	37	4-9	.444	3-6	.500	0-1	.000	0	2	2	4.4	3	7	1	0	1	11	13.4	
vs Oklahoma	11/23/18	*	40	6-17	.353	2-9	.222	0-0	.000	0	0	0	3.7	3	6	2	0	1	14	13.5	
MISSISSIPPI ST.	11/30/18	*	39	4-10	.400	3-6	.500	0-0	.000	0	0	0	3.1	3	7	3	0	2	11	13.1	
DETROIT MERCY	12/4/18	*	31	6-10	.600	4-8	.500	0-0	.000	0	4	4	3.3	2	6	3	0	2	16	13.5	
at Auburn	12/8/18	*	36	3-12	.250	3-7	.429	2-2	1.000	1	5	6	3.6	0	5	7	0	2	11	13.2	
vs Tulsa	12/16/18	*	38	5-15	.333	4-11	.364	0-0	.000	0	4	4	3.6	0	3	0	0	3	14	13.3	
WESTERN MICH.	12/19/18	*	36	5-10	.500	4-6	.667	0-0	.000	1	3	4	3.6	2	10	1	0	0	14	13.4	
PRESBYTERIAN	12/22/18	*	37	8-12	.667	3-5	.600	0-0	.000	0	6	6	3.8	0	5	1	0	2	19	13.8	
GA. SOUTHERN	12/29/18	*	38	6-12	.500	1-4	.250	4-4	1.000	0	3	3	3.8	0	7	4	0	1	17	14.1	
RICHMOND	1/6/19	*	32	3-10	.300	1-8	.125	1-2	.500	1	7	8	4.1	0	4	1	0	1	8	13.6	
at George Washington	1/9/19	*	39	2-8	.250	0-4	.000	4-4	1.000	1	4	5	4.1	3	11	4	0	1	8	13.3	
MASSACHUSETTS	1/13/19	*	38	6-11	.545	4-5	.800	3-4	.750	0	3	3	4.1	0	4	2	0	0	19	13.6	
at VCU	1/16/19	*	38	4-13	.308	2-6	.333	4-6	.667	0	4	4	4.1	1	6	3	0	1	14	13.6	
at St. Bonaventure	1/19/19	*	40	5-14	.357	4-9	.444	1-2	.500	1	3	4	4.1	5	6	3	0	2	15	13.7	
GEORGE MASON	1/23/19	*	38	3-12	.250	2-9	.222	0-0	.000	2	3	5	4.1	1	5	4	0	1	8	13.4	
at Fordham	1/26/19	*	30	4-6	.667	0-2	.000	2-2	1.000	0	3	3	4.1	2	6	2	0	1	10	13.3	
SAINT JOSEPH'S	1/29/19	*	36	3-12	.250	1-6	.167	0-0	.000	1	4	5	4.1	1	6	2	0	0	7	13.0	
DUQUESNE	2/2/19	*	37	6-13	.462	3-8	.375	1-2	.500	0	1	1	4.0	1	4	2	0	0	16	13.1	
at Saint Louis	2/5/19	*	38	5-15	.333	1-6	.167	0-0	.000	0	3	3	3.9	0	3	2	1	0	11	13.0	
at Rhode Island	2/9/19	*	35	7-12	.583	2-4	.500	4-6	.667	0	4	4	3.9	1	4	2	0	1	20	13.3	
VCU	2/16/19	*	38	5-11	.455	3-6	.500	0-1	.000	0	3	3	3.9	2	7	3	0	2	13	13.3	
at Davidson	2/19/19	*	39	2-10	.200	0-5	.000	4-6	.667	0	4	4	3.9	4	4	3	0	0	8	13.1	
SAINT LOUIS	2/23/19	*	38	6-12	.500	4-8	.500	1-2	.500	0	5	5	3.9	1	5	5	1	0	17	13.2	
at Massachusetts	2/26/19	*	33	3-7	.429	0-0	.000	4-4	1.000	0	0	0	3.8	1	4	3	1	0	10	13.1	
RHODE ISLAND	3/1/19	*	44	3-10	.300	0-4	.000	2-2	1.000	0	2	2	3.7	2	6	6	0	2	8	12.9	
LA SALLE	3/6/19	*	37	4-12	.333	1-4	.250	2-2	1.000	0	12	12	4.0	1	6	4	0	1	11	12.9	
at Duquesne	3/9/19	*	37	4-9	.444	2-6	.333	6-8	.750	1	3	4	4.0	0	9	2	0	0	16	13.0	
vs Saint Louis	3/15/19	*	39	7-13	.538	3-8	.375	1-2	.500	0	4	4	4.0	1	5	5	1	1	18	13.1	
Totals			32	1168	147-353	.416	68-188	.362	58-82	.707	9	119	128	4.0	44	182	89	4	29	420	13.1

Games played: 32
Minutes/game: 36.5
Points/game: 13.1
FG Pct: 41.6
3FG Pct: 36.2
FT Pct: 70.7

Rebounds/game: 4.0
Assists/game: 5.7
Turnovers/game: 2.8
Assist/turnover ratio: 2.0
Steals/game: 0.9
Blocks/game: 0.1

INDIVIDUAL GAME-BY-GAMES

2018-19 Dayton Flyer Men's Basketball Dayton Individual Game-by-Game (as of Mar 16, 2019) All games

#23 WESTERFIELD, Jack

Opponent	Date	gs	min	Total		3-Pointers		Free throws		Rebounds				pf	a	t/o	blk	stl	pts	avg
				fg-fga	pct	3fg-fga	pct	ft-fa	pct	off	def	tot	avg							
COPPIN ST.	11/10/18		9	0-1	.000	0-1	.000	0-1	.000	0	1	1	1.0	1	0	0	0	0	0	0.0
DETROIT MERCY	12/4/18		2	1-1	1.000	1-1	1.000	0-0	.000	0	0	0	0.5	0	0	1	0	0	3	1.5
RICHMOND	1/6/19		2	1-2	.500	0-1	.000	0-0	.000	0	0	0	0.3	0	0	0	0	0	2	1.7
at Fordham	1/26/19		3	0-0	.000	0-0	.000	0-0	.000	0	0	0	0.3	0	1	0	0	0	0	1.3
at Rhode Island	2/9/19		1	0-0	.000	0-0	.000	0-0	.000	0	0	0	0.2	0	0	0	0	0	0	1.0
at Massachusetts	2/26/19		2	0-0	.000	0-0	.000	0-0	.000	0	0	0	0.2	0	0	0	0	0	0	0.8
LA SALLE	3/6/19	*	4	1-4	.250	1-2	.500	0-0	.000	0	1	1	0.3	0	0	0	0	0	3	1.1
at Duquesne	3/9/19		1	0-0	.000	0-0	.000	0-0	.000	0	0	0	0.3	0	0	0	0	0	0	1.0
Totals		1	24	3-8	.375	2-5	.400	0-1	.000	0	2	2	0.3	1	1	1	0	0	8	1.0

Games played: 8
Minutes/game: 3.0
Points/game: 1.0
FG Pct: 37.5
3FG Pct: 40.0
FT Pct: 0.0

Rebounds/game: 0.3
Assists/game: 0.1
Turnovers/game: 0.1
Assist/turnover ratio: 1.0

#31 MATOS, Jhery

Opponent	Date	gs	min	Total		3-Pointers		Free throws		Rebounds				pf	a	t/o	blk	stl	pts	avg
				fg-fga	pct	3fg-fga	pct	ft-fa	pct	off	def	tot	avg							
NORTH FLORIDA	11/7/18		18	0-2	.000	0-0	.000	3-4	.750	0	2	2	2.0	2	1	0	0	0	3	3.0
COPPIN ST.	11/10/18		20	2-8	.250	0-3	.000	0-0	.000	1	3	4	3.0	2	0	2	0	0	4	3.5
PURDUE FORT WAYNE	11/16/18		28	3-5	.600	1-2	.500	0-0	.000	1	5	6	4.0	1	4	0	0	2	7	4.7
vs Butler	11/21/18		24	2-6	.333	0-2	.000	0-1	.000	0	3	3	3.8	2	1	2	0	1	4	4.5
vs Virginia	11/22/18		13	1-1	1.000	0-0	.000	0-0	.000	0	0	0	3.0	4	0	0	0	1	2	4.0
vs Oklahoma	11/23/18		14	0-4	.000	0-1	.000	2-2	1.000	2	2	4	3.2	3	1	0	0	0	2	3.7
Totals		0	117	8-26	.308	1-8	.125	5-7	.714	4	15	19	3.2	14	7	4	0	4	22	3.7

Games played: 6
Minutes/game: 19.5
Points/game: 3.7
FG Pct: 30.8
3FG Pct: 12.5
FT Pct: 71.4

Rebounds/game: 3.2
Assists/game: 1.2
Turnovers/game: 0.7
Assist/turnover ratio: 1.8
Steals/game: 0.7

INDIVIDUAL GAME-BY-GAMES

2018-19 Dayton Flyer Men's Basketball Dayton Individual Game-by-Game (as of Mar 16, 2019) All games

#33 MIKESELL, Ryan

Opponent	Date	gs	min	Total		3-Pointers		Free throws		Rebounds											
				fg-fga	pct	3fg-fga	pct	ft-fga	pct	off	def	tot	avg	pf	a	t/o	blk	stl	pts	avg	
NORTH FLORIDA	11/7/18	*	35	3-9	.333	2-3	.667	4-5	.800	2	1	3	3.0	2	6	2	0	1	12	12.0	
COPPIN ST.	11/10/18	*	28	7-10	.700	1-4	.250	3-4	.750	2	8	10	6.5	3	0	1	0	2	18	15.0	
PURDUE FORT WAYNE	11/16/18		13	3-5	.600	2-3	.667	2-3	.667	2	3	5	6.0	1	1	1	0	0	10	13.3	
vs Butler	11/21/18	*	18	4-4	1.000	1-1	1.000	0-0	.000	0	1	1	4.8	5	1	1	0	0	9	12.3	
vs Virginia	11/22/18	*	19	1-2	.500	0-1	.000	0-0	.000	1	5	6	5.0	2	0	2	0	0	2	10.2	
vs Oklahoma	11/23/18	*	22	1-4	.250	0-3	.000	0-0	.000	0	2	2	4.5	1	0	1	1	1	2	8.8	
MISSISSIPPI ST.	11/30/18	*	32	6-12	.500	3-8	.375	0-0	.000	1	6	7	4.9	0	1	2	0	0	15	9.7	
DETROIT MERCY	12/4/18	*	25	3-4	.750	2-3	.667	2-2	1.000	1	4	5	4.9	0	3	1	1	1	10	9.8	
at Auburn	12/8/18	*	32	6-12	.500	3-5	.600	0-0	.000	5	3	8	5.2	0	1	4	0	0	15	10.3	
vs Tulsa	12/16/18	*	37	1-4	.250	0-2	.000	3-4	.750	1	6	7	5.4	2	3	1	1	0	5	9.8	
WESTERN MICH.	12/19/18	*	28	0-4	.000	0-4	.000	2-2	1.000	0	3	3	5.2	0	3	0	1	2	2	9.1	
PRESBYTERIAN	12/22/18	*	30	2-6	.333	0-3	.000	4-5	.800	0	6	6	5.3	1	2	2	0	0	8	9.0	
GA. SOUTHERN	12/29/18	*	28	2-6	.333	1-5	.200	0-0	.000	1	3	4	5.2	1	4	2	1	0	5	8.7	
RICHMOND	1/6/19	*	27	4-6	.667	1-3	.333	0-0	.000	0	2	2	4.9	2	2	3	0	0	9	8.7	
at George Washington	1/9/19	*	25	3-6	.500	1-3	.333	0-0	.000	1	3	4	4.9	0	3	2	1	1	7	8.6	
MASSACHUSETTS	1/13/19	*	25	1-4	.250	0-2	.000	0-1	.000	0	4	4	4.8	3	3	0	1	1	2	8.2	
at VCU	1/16/19	*	35	5-9	.556	0-3	.000	1-1	1.000	3	5	8	5.0	2	2	1	2	1	11	8.4	
at St. Bonaventure	1/19/19	*	40	5-9	.556	3-6	.500	8-8	1.000	1	5	6	5.1	3	2	0	0	0	21	9.1	
GEORGE MASON	1/23/19	*	32	4-5	.800	1-2	.500	1-2	.500	1	4	5	5.1	4	4	3	3	0	10	9.1	
at Fordham	1/26/19	*	26	2-2	1.000	1-1	1.000	0-2	.000	1	3	4	5.0	2	2	1	0	2	5	8.9	
SAINT JOSEPH'S	1/29/19	*	35	7-15	.467	3-8	.375	4-4	1.000	2	4	6	5.0	3	3	0	1	1	21	9.5	
DUQUESNE	2/2/19	*	34	2-4	.500	0-2	.000	2-2	1.000	4	3	7	5.1	2	3	2	1	1	6	9.3	
at Saint Louis	2/5/19	*	30	3-8	.375	1-5	.200	2-2	1.000	1	5	6	5.2	3	1	2	0	1	9	9.3	
at Rhode Island	2/9/19	*	29	2-4	.500	0-1	.000	0-0	.000	1	6	7	5.3	2	4	1	1	0	4	9.1	
VCU	2/16/19	*	34	9-12	.750	2-3	.667	2-5	.400	3	1	4	5.2	3	2	2	1	2	22	9.6	
at Davidson	2/19/19	*	36	4-8	.500	2-6	.333	0-0	.000	0	3	3	5.1	1	3	1	1	1	10	9.6	
SAINT LOUIS	2/23/19	*	33	4-7	.571	2-4	.500	2-3	.667	2	3	5	5.1	2	2	3	0	1	12	9.7	
at Massachusetts	2/26/19	*	35	1-7	.143	1-4	.250	4-4	1.000	0	5	5	5.1	2	4	2	0	4	7	9.6	
RHODE ISLAND	3/1/19	*	42	7-10	.700	1-3	.333	8-9	.889	1	10	11	5.3	0	3	2	1	0	23	10.1	
LA SALLE	3/6/19	*	27	4-8	.500	2-5	.400	2-2	1.000	1	2	3	5.2	3	3	1	0	0	12	10.1	
at Duquesne	3/9/19	*	37	7-11	.636	3-4	.750	0-0	.000	2	5	7	5.3	2	1	1	1	0	17	10.4	
vs Saint Louis	3/15/19	*	25	0-6	.000	0-3	.000	0-0	.000	0	5	5	5.3	4	4	1	0	1	0	10.0	
Totals			31	954	113-223	.507	39-113	.345	56-70	.800	40	129	169	5.3	61	76	48	19	24	321	10.0

Games played: 32
Minutes/game: 29.8
Points/game: 10.0
FG Pct: 50.7
3FG Pct: 34.5
FT Pct: 80.0

Rebounds/game: 5.3
Assists/game: 2.4
Turnovers/game: 1.5
Assist/turnover ratio: 1.6
Steals/game: 0.8
Blocks/game: 0.6

INDIVIDUAL GAME-BY-GAMES

2018-19 Dayton Flyer Men's Basketball Dayton Individual Game-by-Game (as of Mar 16, 2019) All games

#35 COHILL, Dwayne

Opponent	Date	gs	min	Total		3-Pointers		Free throws		Rebounds				pf	a	t/o	blk	stl	pts	avg
				fg-fga	pct	3fg-fga	pct	ft-fa	pct	off	def	tot	avg							
NORTH FLORIDA	11/7/18		18	1-4	.250	0-0	.000	3-3	1.000	1	1	2	2.0	3	2	0	0	1	5	5.0
COPPIN ST.	11/10/18		21	2-7	.286	0-1	.000	2-4	.500	0	2	2	2.0	3	0	0	0	1	6	5.5
PURDUE FORT WAYNE	11/16/18		13	1-3	.333	0-1	.000	1-1	1.000	0	2	2	2.0	1	0	1	0	0	3	4.7
vs Butler	11/21/18		9	1-3	.333	0-1	.000	2-2	1.000	0	0	0	1.5	1	0	0	0	2	4	4.5
vs Virginia	11/22/18		6	1-3	.333	0-0	.000	0-0	.000	1	2	3	1.8	1	0	0	0	0	2	4.0
vs Oklahoma	11/23/18		7	0-1	.000	0-0	.000	0-0	.000	0	0	0	1.5	3	1	0	0	0	0	3.3
MISSISSIPPI ST.	11/30/18		9	1-4	.250	0-2	.000	0-0	.000	0	0	0	1.3	2	0	1	0	0	2	3.1
DETROIT MERCY	12/4/18		18	2-2	1.000	0-0	.000	0-1	.000	0	1	1	1.3	1	1	3	0	0	4	3.3
at Auburn	12/8/18		17	2-5	.400	1-2	.500	0-0	.000	0	1	1	1.2	0	3	2	0	0	5	3.4
vs Tulsa	12/16/18		13	0-1	.000	0-1	.000	0-0	.000	0	0	0	1.1	0	1	0	0	1	0	3.1
WESTERN MICH.	12/19/18		16	2-3	.667	0-1	.000	1-2	.500	0	0	0	1.0	5	1	2	0	0	5	3.3
PRESBYTERIAN	12/22/18		17	3-4	.750	0-1	.000	2-2	1.000	0	0	0	0.9	1	1	0	0	1	8	3.7
GA. SOUTHERN	12/29/18		14	1-3	.333	1-2	.500	0-0	.000	0	0	0	0.8	0	1	1	0	0	3	3.6
RICHMOND	1/6/19		14	0-1	.000	0-1	.000	0-0	.000	0	1	1	0.9	0	1	0	0	0	0	3.4
at George Washington	1/9/19		13	3-5	.600	1-2	.500	0-1	.000	0	0	0	0.8	1	0	1	0	0	7	3.6
MASSACHUSETTS	1/13/19		9	0-3	.000	0-2	.000	0-0	.000	0	1	1	0.8	1	0	0	0	0	0	3.4
at VCU	1/16/19		14	0-0	.000	0-0	.000	1-2	.500	0	2	2	0.9	3	0	1	0	0	1	3.2
at St. Bonaventure	1/19/19		10	1-2	.500	0-1	.000	0-0	.000	0	0	0	0.8	0	0	0	0	0	2	3.2
GEORGE MASON	1/23/19		16	2-4	.500	2-3	.667	1-2	.500	0	3	3	0.9	0	1	0	0	1	7	3.4
at Fordham	1/26/19		26	1-2	.500	0-0	.000	0-0	.000	0	2	2	1.0	2	0	0	2	0	2	3.3
SAINT JOSEPH'S	1/29/19		24	2-5	.400	0-1	.000	3-4	.750	0	1	1	1.0	1	1	1	0	1	7	3.5
DUQUESNE	2/2/19		14	2-2	1.000	1-1	1.000	1-1	1.000	0	0	0	1.0	2	0	2	0	0	6	3.6
at Saint Louis	2/5/19		16	3-3	1.000	1-1	1.000	0-1	.000	0	2	2	1.0	4	2	1	0	0	7	3.7
at Rhode Island	2/9/19		18	2-2	1.000	0-0	.000	0-0	.000	1	2	3	1.1	4	2	0	0	1	4	3.8
VCU	2/16/19		25	1-3	.333	0-1	.000	0-0	.000	0	1	1	1.1	2	1	2	0	0	2	3.7
at Davidson	2/19/19		18	1-3	.333	0-1	.000	0-0	.000	0	0	0	1.0	3	1	0	0	0	2	3.6
SAINT LOUIS	2/23/19		10	0-4	.000	0-2	.000	0-0	.000	0	1	1	1.0	0	0	1	0	0	0	3.5
at Massachusetts	2/26/19		12	0-1	.000	0-1	.000	0-0	.000	0	0	0	1.0	5	2	0	0	0	0	3.4
RHODE ISLAND	3/1/19		13	2-4	.500	0-1	.000	0-0	.000	0	0	0	1.0	1	0	2	0	2	4	3.4
LA SALLE	3/6/19		29	2-3	.667	0-1	.000	2-3	.667	0	3	3	1.0	0	3	0	0	0	6	3.5
at Duquesne	3/9/19		20	2-3	.667	0-0	.000	0-0	.000	0	1	1	1.0	3	1	4	0	1	4	3.5
vs Saint Louis	3/15/19		18	1-3	.333	0-0	.000	2-2	1.000	1	0	1	1.0	2	0	0	1	2	4	3.5
Totals		0	497	42-96	.438	7-31	.226	21-31	.677	4	29	33	1.0	55	26	25	3	14	112	3.5

Games played: 32
Minutes/game: 15.5
Points/game: 3.5
FG Pct: 43.8
3FG Pct: 22.6
FT Pct: 67.7

Rebounds/game: 1.0
Assists/game: 0.8
Turnovers/game: 0.8
Assist/turnover ratio: 1.0
Steals/game: 0.4
Blocks/game: 0.1

LAST 10 GAMES

2018-19 Dayton Flyer Men's Basketball Dayton Combined Team Statistics (as of Mar 16, 2019) Last 10 Games

RECORD:	OVERALL	HOME	AWAY	NEUTRAL
ALL GAMES	6-4	2-2	4-1	0-1
CONFERENCE	6-3	2-2	4-1	0-0
NON-CONFERENCE	0-1	0-0	0-0	0-1

#	Player	gp-gs	min	avg	Total		3-Point		F-Throw		Rebounds								a	to	blk	stl	pts	avg
					fg-fga	fg%	3fg-fga	3fg%	ft-fa	ft%	off	def	tot	avg	pf	dq								
01	TOPPIN, Obi	10-10	320	32.0	62-102	.608	6-11	.545	28-39	.718	17	57	74	7.4	24	0	28	26	5	8	158	15.8		
10	CRUTCHER, Jalen	10-10	378	37.8	46-111	.414	16-51	.314	24-33	.727	1	40	41	4.1	13	0	53	35	4	7	132	13.2		
00	CUNNINGHAM, Josh	10-10	297	29.7	44-64	.688	1-3	.333	33-45	.733	19	29	48	4.8	27	0	7	15	1	5	122	12.2		
33	MIKESELL, Ryan	10-10	328	32.8	41-81	.506	14-38	.368	20-25	.800	11	45	56	5.6	22	0	27	16	5	10	116	11.6		
04	DAVIS, Jordan	10-9	305	30.5	26-70	.371	16-48	.333	10-16	.625	1	20	21	2.1	13	0	14	17	2	9	78	7.8		
03	LANDERS, Trey	9-0	184	20.4	18-36	.500	3-5	.600	8-13	.615	12	38	50	5.6	22	0	12	8	1	4	47	5.2		
35	COHILL, Dwayne	10-0	179	17.9	14-29	.483	1-8	.125	4-6	.667	2	10	12	1.2	24	1	12	10	1	6	33	3.3		
52	GREER, Camron	2-0	2	1.0	1-1	1.000	1-1	1.000	0-0	.000	0	0	0	0.0	0	0	1	0	0	0	3	1.5		
23	WESTERFIELD, Jack	4-1	8	2.0	1-4	.250	1-2	.500	0-0	.000	0	1	1	0.3	0	0	0	0	0	0	3	0.8		
02	Frankie Policelli	7-0	23	3.3	1-3	.333	0-0	.000	0-1	.000	1	4	5	0.7	4	0	0	2	1	0	2	0.3		
51	LEONARD, Jabali	1-0	1	1.0	0-0	.000	0-0	.000	0-0	.000	0	0	0	0.0	0	0	0	1	0	0	0	0.0		
	Team										13	12	25				5							
	Total.....	10	2025		254-501	.507	59-167	.353	127-178	.713	77	256	333	33.3	149	1	154	135	20	49	694	69.4		
	Opponents.....	10	2025		232-570	.407	52-199	.261	99-147	.673	111	201	312	31.2	170	-	117	118	33	57	615	61.5		

TEAM STATISTICS	UD	OPP	Date	Opponent	Score	Att.
SCORING	694	615	* 2/5/19	at Saint Louis	L 60-73	6311
Points per game	69.4	61.5	* 2/9/19	at Rhode Island	W 77-48	7259
Scoring margin	+7.9	-	* 2/16/19	VCU	L 68-69	13147
FIELD GOALS-ATT	254-501	232-570	* 2/19/19	at Davidson	W 74-73	4423
Field goal pct	.507	.407	* 2/23/19	SAINT LOUIS	W 70-62	13137
3 POINT FG-ATT	59-167	52-199	* 2/26/19	at Massachusetts	W 72-48	2478
3-pointFG pct	.353	.261	* 3/1/19	RHODE ISLAND	Lot 70-72	13147
3-ptFG made per game	5.9	5.2	* 3/6/19	LA SALLE	W 70-39	13147
FREE THROWS-ATT	127-178	99-147	* 3/9/19	at Duquesne	W 78-67	4057
Free throw pct	.713	.673	! 3/15/19	vs Saint Louis	L 55-64	6857
F-Throws made per game	12.7	9.9				
REBOUNDS	333	312				
Rebounds per game	33.3	31.2				
Rebounding margin	+2.1	-				
ASSISTS	154	117				
Assists per game	15.4	11.7				
TURNOVERS	135	118				
Turnovers per game	13.5	11.8				
Turnover margin	-1.7	-				
Assist/turnover ratio	1.1	1.0				
STEALS	49	57				
Steals per game	4.9	5.7				
BLOCKS	20	33				
Blocks per game	2.0	3.3				
ATTENDANCE	52578	31385				
Home games-Avg/Game	4-13144	5-4906				
Neutral site-Avg/Game	-	1-6857				

* = Conference game
^ = Battle4Atlantis
+ = BBHOF Holiday Showcase
! = Atlantic 10 Championship

Score by Periods	1st	2nd	OT	Totals
Dayton	314	373	7	694
Opponents	280	326	9	615

BOX SCORES

Official Basketball Box Score --Game Totals -- Final Statistics North Florida vs Dayton 11/7/18 7:00 pm ET at Tom Blackburn Court at UD Arena

North Florida 70 • 0-1

#	Player		Total		3-Ptr		Rebounds			PF	TP	A TO Blk Stl				Min
			FG-FGA	FG-FGA	FT-FTA	Off	Def	Tot	A			TO	Blk	Stl		
00	Noah Horchler	f	7-11	2-4	3-4	2	10	12	2	19	0	1	1	0	31	
02	Wajid Aminu	f	1-6	0-0	0-0	0	4	4	2	2	1	0	3	1	19	
03	J.T. Escobar	g	4-9	1-5	2-2	0	2	2	1	11	1	2	0	0	28	
10	Ivan Gandia-Rosa	g	3-7	0-1	0-0	0	4	4	3	6	5	3	0	0	30	
11	Garrett Sams	g	4-9	2-5	5-6	1	0	1	1	15	1	1	0	0	30	
04	Ezekiel Balogun		1-1	0-0	0-0	0	2	2	2	2	1	1	1	0	14	
12	Ryan Burkhardt		0-1	0-1	0-0	0	0	0	0	0	0	0	0	0	9	
20	Brian Coffey II		2-2	2-2	2-2	0	1	1	1	8	1	1	0	0	10	
22	Trip Day		2-7	0-0	0-0	0	3	3	2	4	0	0	0	0	14	
23	Carter Hendricksen		1-4	1-3	0-0	0	3	3	4	3	0	0	0	0	15	
Team						3	0	3								
Totals				25-57	8-21	12-14	6	29	35	18	70	10	9	5	1	200
FG % 1st Half: 13-33			39.4%	2nd half 12-24		50.0%	Game: 25-57		43.9%	Deadball						
3FG % 1st Half: 6-15			40.0%	2nd half 2-6		33.3%	Game: 8-21		38.1%	Rebound						
FT % 1st Half: 3-4			75.0%	2nd half 9-10		90.0%	Game: 12-14		85.7%	1						

Dayton 78 • 1-0

#	Player		Total		3-Ptr		Rebounds			PF	TP	A	TO	Blk	Stl	Min
			FG-FGA	FG-FGA	FT-FTA	Off	Def	Tot								
01	TOPPIN, Obi	f	8-13	0-0	2-2	3	7	10	1	18	2	2	0	0	28	
33	MIKESELL, Ryan	f	3-9	2-3	4-5	2	1	3	2	12	6	2	0	1	35	
03	LANDERS, Trey	g	6-11	0-3	3-5	3	7	10	1	15	2	0	1	0	31	
04	DAVIS, Jordan	g	4-8	2-2	6-8	0	1	1	1	16	1	0	0	2	32	
10	CRUTCHER, Jalen	g	4-13	1-4	0-0	0	7	7	0	9	4	1	0	0	38	
31	MATOS, Jhery		0-2	0-0	3-4	0	2	2	2	3	1	0	0	0	18	
35	COHILL, Dwayne		1-4	0-0	3-3	1	1	2	3	5	2	0	0	1	18	
Team						1	1	2			1					
Totals			26-60	5-12	21-27	10	27	37	10	78	18	6	1	4	200	
FG % 1st Half: 15-31			48.4%	2nd half 11-29		37.9%	Game: 26-60		43.3%	Deadball						
3FG % 1st Half: 3-7			42.9%	2nd half 2-5		40.0%	Game: 5-12		41.7%	Rebound						
FT % 1st Half: 8-9			88.9%	2nd half 13-18		72.2%	Game: 21-27		77.8%	1						

Officials:
Technical fouls: North Florida-None. Dayton-None.
Attendance: 12522

Score by periods	1st	2nd	Total
North Florida	35	35	70
Dayton	41	37	78

Official Basketball Box Score --Game Totals -- Final Statistics Coppin St. vs Dayton 11/10/18 7:00 pm ET at Tom Blackburn Court at UD Arena

Coppin St. 46 • 0-2

#	Player		Total		3-Ptr		Rebounds			PF	TP	A	TO	Blk	Stl	Min
			FG-FGA	FG-FGA	FT-FTA	Off	Def	Tot								
05	Cedric Council	f	2-3	0-0	0-0	0	1	1	2	4	0	2	1	0	22	
25	Brendan Medley-Bacon	c	0-1	0-0	0-0	0	0	0	2	0	0	0	0	13		
04	Nigel Marshall	g	1-3	1-2	0-0	0	1	1	0	3	0	5	0	14		
13	Dejuan Clayton	g	5-13	2-5	1-3	1	2	3	1	13	0	2	0	1	33	
22	Lamar Morgan	g	1-10	0-7	0-0	1	6	7	2	2	0	4	0	1	26	
00	Ibn Williams		3-7	0-1	2-2	0	3	3	2	8	0	4	0	0	28	
01	Chad Andrews-Fulton		1-4	0-1	1-2	1	6	7	2	3	0	4	0	0	16	
03	Giir Ring		0-1	0-1	2-2	0	0	0	1	2	0	0	0	0	5	
20	Jordan Hardwick		0-0	0-0	3-4	2	2	4	1	3	1	0	0	0	5	
21	Lucian Brownlee		0-3	0-3	0-0	0	1	1	2	0	1	0	0	0	9	
30	Kent Auslander		0-4	0-2	0-0	1	2	3	0	0	2	0	0	0	13	
23	Justin Steers		3-5	0-2	2-2	1	0	1	1	8	0	0	0	0	17	
Team						0	3	3								
Totals			16-54	3-24	11-15	7	27	34	16	46	4	21	1	2	201	
FG % 1st Half: 7-25			28.0%	2nd half 9-29		31.0%	Game: 16-54		29.6%	Deadball						
3FG % 1st Half: 2-11			18.2%	2nd half 1-13		7.7%	Game: 3-24		12.5%	Rebound						
FT % 1st Half: 2-3			66.7%	2nd half 9-12		75.0%	Game: 11-15		73.3%	3						

Dayton 76 • 2-0

#	Player		Total		3-Ptr		Rebounds			PF	TP	A TO Blk Stl				Min
			FG-FGA	FG-FGA	FT-FTA	Off	Def	Tot	A			TO	Blk	Stl		
01	TOPPIN, Obi	f	8-10	0-0	3-4	0	1	1	1	19	3	5	1	1	29	
33	MIKESELL, Ryan	f	7-10	1-4	3-4	2	8	10	3	18	0	1	0	2	28	
03	LANDERS, Trey	g	3-7	1-3	0-0	1	7	8	3	7	2	1	1	0	29	
04	DAVIS, Jordan	g	5-9	1-4	2-3	1	5	6	1	13	2	1	1	2	31	
10	CRUTCHER, Jalen	g	3-6	1-3	2-2	0	4	4	1	9	7	1	0	0	26	
23	WESTERFIELD, Jack	g	0-1	0-1	0-1	0	1	1	1	0	0	0	0	0	9	
31	MATOS, Jhery		2-8	0-3	0-0	1	3	4	2	4	0	2	0	0	20	
35	COHILL, Dwayne		2-7	0-1	2-4	0	2	2	3	6	0	0	0	1	21	
51	LEONARD, Jabali		0-1	0-1	0-0	0	0	0	0	0	0	0	0	0	2	
52	GREER, Camron		0-0	0-0	0-0	1	0	1	0	0	0	0	0	0	2	
53	WILSON, Christian		0-2	0-2	0-0	0	0	0	1	0	0	0	0	0	2	
Team						1	1	2								
Totals			30-61	4-22	12-18	7	32	39	16	76	14	11	3	6	199	
FG % 1st Half: 15-31			48.4%	2nd half 15-30		50.0%	Game: 30-61		49.2%	Deadball						
3FG	% 1st Half: 3-11		27.3%	2nd half 1-11		9.1%	Game: 4-22		18.2%	Rebound						
FT % 1st Half: 8-10			80.0%	2nd half 4-8		50.0%	Game: 12-18		66.7%	3						

Officials:
Technical fouls: Coppin St.-None. Dayton-None.
Attendance: 12849

Score by periods	1st	2nd	Total
Coppin St.	18	28	46
Dayton	41	35	76

Official Basketball Box Score --Game Totals -- Final Statistics Purdue Fort Wayne vs Dayton 11/16/18 7:00 pm ET at Tom Blackburn Court at UD Arena

Purdue Fort Wayne 80 • 2-2

##	Player		Total	3-Ptr	Rebounds							PF	TP	A	TO	Blk	Stl	Min
			FG-FGA	FG-FGA	FT-FTA	Off	Def	Tot										
11	Dylan Carl	f	4-9	3-6	0-0	0	2	2	3	11	3	2	0	1		27		
13	Matt Holba	f	5-9	1-5	1-2	0	5	5	2	12	1	2	1	0	0	28		
32	Kason Harrell	g	7-17	4-9	2-2	1	3	4	2	20	2	0	0	2	34			
41	Marcus DeBerry	g	2-6	1-2	0-0	0	1	1	0	5	4	0	0	0	24			
55	John Konchar	g	5-8	1-3	0-4	1	6	7	3	11	8	3	0	1	38			
01	Jarred Godfrey		1-1	1-1	0-0	0	0	0	0	3	0	0	0	0	7			
10	Dee Montgomery		4-7	1-2	0-2	0	1	1	3	9	0	1	0	3	17			
33	Matt Weir		3-4	1-1	2-3	0	0	0	1	9	2	1	0	0	19			
34	Cameron Benford		0-0	0-0	0-0	0	1	1	4	0	0	0	0	0	6			
	Team					0	1	1										
Totals			31-61	13-29	5-13	2	20	22	18	80	20	9	1	7	200			
FG % 1st Half: 18-31			58.1%	2nd half 13-30	43.3%	Game: 31-61			50.8%	Deadball								
3FG % 1st Half: 10-17			58.8%	2nd half 3-12	25.0%	Game: 13-29			44.8%	Rebound								
FT % 1st Half: 1-6			16.7%	2nd half 4-7	57.1%	Game: 5-13			38.5%	4								

BOX SCORES

Official Basketball Box Score --Game Totals -- Final Statistics
Virginiaivs Dayton
11/22/18 4:00 pm ET at Imperial Arena, Paradise Island, Bahamas

Virginia66 • 5-0

#	Player	Total		3-Ptr		Rebounds			PF	TP	A TO Blk Stl					Min
		FG-FGA	FG-FGA	FT-FTA	Off Def Tot	PF	TP	A TO Blk Stl								
25	Diakite,Mamadi	f	0-2	0-0	0-0	1 0 1	3	0	0	0	0	0	0	0	8	
02	Key,Braxton	g	1-6	0-3	1-2	1 5 6	2	3	2	0	0	0	4	33		
05	Guy,Kyle	g	5-11	2-6	2-2	2 1 3	0	14	1	1	0	0	38			
11	Jerome,Ty	g	3-10	2-6	7-10	1 0 1	2	15	2	1	0	1	27			
12	Hunter,DeAndre	g	8-11	1-2	6-6	5 1 6	2	23	1	2	0	1	39			
00	Clark,Kihe		3-7	2-3	1-2	1 4 5	1	9	2	3	0	0	30			
30	Huff,Jay		0-0	0-0	0-0	0 1 1	0	0	0	1	0	0	5			
33	Salt,Jack		1-2	0-0	0-0	1 3 4	4	2	0	1	0	0	20			
Team						2 1 3										
Totals			21-49	7-20	17-22	14 16 30	14	66	8	9	0	6	200			

FG % 1st Half: 10-27 37.0% 2nd half 11-22 50.0% Game: 21-49 42.9% Deadball
3FG % 1st Half: 3-10 30.0% 2nd half 4-10 40.0% Game: 7-20 35.0% Rebound
FT % 1st Half: 4-4 100.0 2nd half 13-18 72.2% Game: 17-22 77.3% 1

Dayton59 • 4-1

#	Player	Total		3-Ptr		Rebounds			PF	TP	A TO Blk Stl					Min
		FG-FGA	FG-FGA	FT-FTA	Off Def Tot	PF	TP	A TO Blk Stl								
00	CUNNINGHAM, Josh	f	6-8	0-0	3-5	2 3 5	2	15	0	5	0	1	32			
33	MIKESELL, Ryan	f	1-2	0-1	0-0	1 5 6	2	3	0	2	0	0	19			
03	LANDERS, Trey	g	4-10	0-3	1-2	4 1 5	3	9	3	2	1	3	35			
04	DAVIS, Jordan	g	2-6	1-3	0-0	0 2 2	4	5	1	2	0	0	32			
10	CRUTCHER, Jalen	g	4-9	3-6	0-1	0 2 2	3	11	7	1	0	1	37			
01	TOPPIN, Obi		6-7	1-1	0-0	1 3 4	2	13	1	0	1	0	26			
31	MATOS, Jhery		1-1	0-0	0-0	0 0 0	4	2	0	0	0	1	13			
35	COHILL, Dwayne		1-3	0-0	0-0	1 2 3	1	2	0	0	0	0	6			
Team						0 0 0										
Totals			25-46	5-14	4-8	9 18 27	21	59	12	14	2	6	200			

FG % 1st Half: 9-17 52.9% 2nd half 16-29 55.2% Game: 25-46 54.3% Deadball
3FG % 1st Half: 1-4 25.0% 2nd half 4-10 40.0% Game: 5-14 35.7% Rebound
FT % 1st Half: 3-7 42.9% 2nd half 1-1 100.0 Game: 4-8 50.0% 0

Officials: Gary Maxwell, Tony Padilla, Raymie Styons
Technical fouls: Virginia-None. Dayton-None.

Attendance: 2258

2018 Bad Boy Mowers Battle 4 Atlantis - Game 6

Score by periods	1st	2nd	Total
Virginia	27	39	66
Dayton	22	37	59

Official Basketball Box Score --Game Totals -- Final Statistics
Dayton vs Oklahoma
11/23/18 11:30 am ET at Imperial Arena, Paradise Island, Bahamas

Dayton54 • 4-2

#	Player	Total		3-Ptr		Rebounds			PF	TP	A TO Blk Stl					Min
		FG-FGA	FG-FGA	FT-FTA	Off Def Tot	PF	TP	A TO Blk Stl								
00	CUNNINGHAM, Josh	f	2-7	0-0	1-3	0 8 8	1	5	4	1	0	1	36			
33	MIKESELL, Ryan	f	1-4	0-3	0-0	0 2 2	1	2	0	1	1	1	22			
03	LANDERS, Trey	g	3-9	1-2	5-6	5 5 10	2	12	0	1	0	1	32			
04	DAVIS, Jordan	g	4-13	3-9	1-2	1 5 6	2	12	0	0	0	2	33			
10	CRUTCHER, Jalen	g	6-17	2-9	0-0	0 0 0	3	14	6	2	0	1	40-			
01	TOPPIN, Obi		3-5	0-0	1-2	0 0 0	2	7	0	3	1	0	16			
31	MATOS, Jhery		0-4	0-1	2-2	2 2 4	3	2	1	0	0	0	14			
35	COHILL, Dwayne		0-1	0-0	0-0	0 0 0	3	0	1	0	0	0	7			
Team						4 2 6										
Totals			19-60	6-24	10-15	12 24 36	17	54	12	9	2	6	200			

FG % 1st Half: 10-29 34.5% 2nd half 9-31 29.0% Game: 19-60 31.7% Deadball
3FG % 1st Half: 3-10 30.0% 2nd half 3-14 21.4% Game: 6-24 25.0% Rebound
FT % 1st Half: 5-5 100.0 2nd half 5-10 50.0% Game: 10-15 66.7% 2

Oklahoma65 • 5-1

#	Player	Total		3-Ptr		Rebounds			PF	TP	A TO Blk Stl					Min
		FG-FGA	FG-FGA	FT-FTA	Off Def Tot	PF	TP	A TO Blk Stl								
21	Doolittle,Kristian	f	0-3	0-0	0-0	1 0 1	2	0	0	0	0	0	1	19		
35	Manek,Brady	f	1-8	0-5	1-1	2 5 7	0	3	1	0	0	0	21			
04	McNeece,Jamuni	c	7-11	0-0	2-3	2 6 8	1	16	2	4	3	0	34			
00	James,Christian	g	8-15	4-8	1-2	0 5 5	2	21	4	1	1	1	39			
02	Calixte,Aaron	g	1-4	0-1	0-0	0 4 4	4	2	3	1	0	0	24			
01	Odomes,Rashard		0-1	0-0	0-0	0 0 0	2	0	1	0	0	0	8			
03	Reynolds,Miles		2-5	0-2	13-14	0 4 4	3	17	0	1	0	1	23			
05	Freeman,Matt		1-1	1-1	0-0	0 2 2	1	3	1	0	0	0	12			
24	Bieniemy,Jamal		1-2	1-1	0-1	0 1 1	3	3	1	0	1	1	18			
32	Streller,Read		0-0	0-0	0-0	0 0 0	0	0	0	0	0	0	1			
52	Kuath,Kur		0-0	0-0	0-0	0 0 0	0	0	0	0	0	0	1			
Team						1 5 6										
Totals			21-50	6-18	17-21	6 32 38	18	65	15	8	4	4	200			

FG % 1st Half: 12-30 40.0% 2nd half 9-20 45.0% Game: 21-50 42.0% Deadball
3FG % 1st Half: 4-11 36.4% 2nd half 2-7 28.6% Game: 6-18 33.3% Rebound
FT % 1st Half: 6-7 85.7% 2nd half 11-14 78.6% Game: 17-21 81.0% 3

Officials: Raymie Styons, Bert Smith, Clarence Armstrong
Technical fouls: Dayton-None. Oklahoma-Reynolds,Miles.

Attendance: 1052

2018 Bad Boy Mowers Battle 4 Atlantis - 3rd Place Game - Game 9

Score by periods	1st	2nd	Total
Dayton	28	26	54
Oklahoma	34	31	65

Official Basketball Box Score --Game Totals -- Final Statistics
MississippiSt. vs Dayton
11/30/18 7:00 pm ET at Tom Blackburn Court at UD Arena

MississippiSt.65 • 6-1

#	Player	Total		3-Ptr		Rebounds			PF	TP	A TO Blk Stl					Min
		FG-FGA	FG-FGA	FT-FTA	Off Def Tot	PF	TP	A TO Blk Stl								
24	Abdul Ado	f	4-5	0-0	2-3	1 3 4	1	10	0	0	0	0	31			
35	Aric Holman	f	1-5	0-2	1-2	3 5 8	0	3	1	1	0	0	28			
00	Nick Weatherspoon	g	6-14	2-4	0-0	1 2 3	0	14	2	1	0	2	30			
02	Lamar Peters	g	2-9	1-4	0-0	2 3 5	2	5	8	4	0	0	32			
11	Quinnndary Weatherspo	g	7-15	2-5	5-5	4 8 12	2	21	3	7	0	3	34			
01	Reggie Perry		3-5	1-2	0-0	1 2 3	3	7	1	1	0	0	13			
12	Robert Woodward		0-1	0-0	0-0	1 1 2	0	0	0	0	0	0	10			
22	KeyShawn Feazell		0-0	0-0	0-0	0 1 1	1	0	0	0	0	0	3			
23	Tyson Carter		2-7	1-5	0-0	0 3 3	1	5	3	2	0	1	19			
Team						0 0 0										
Totals			25-61	7-22	8-10	13 28 41	10	65	18	17	0	6	200			

FG % 1st Half: 11-30 36.7% 2nd half 14-31 45.2% Game: 25-61 41.0% Deadball
3FG % 1st Half: 2-9 22.2% 2nd half 5-13 38.5% Game: 7-22 31.8% Rebound
FT % 1st Half: 2-3 66.7% 2nd half 6-7 85.7% Game: 8-10 80.0% 1

Dayton58 • 4-3

#	Player	Total		3-Ptr		Rebounds			PF	TP	A TO Blk Stl					Min
		FG-FGA	FG-FGA	FT-FTA	Off Def Tot	PF	TP	A TO Blk Stl								
01	TOPPIN, Obi	f	4-7	0-0	0-0	1 4 5	1	8	0	2	1	0	27			
33	MIKESELL, Ryan	f	6-12	3-8	0-0	1 6 7	0	15	1	2	0	0	32			
03	LANDERS, Trey	g	2-6	0-1	0-0	1 6 7	2	4	2	2	2	2	33			
04	DAVIS, Jordan	g	3-6	0-2	1-2	0 5 5	0	7	2	2	0	0	33			
10	CRUTCHER, Jalen	g	4-10	3-6	0-0	0 0 0	3	11	7	3	0	2	39			
00	CUNNINGHAM, Josh		4-12	1-3	2-6	4 1 5	3	11	1	2	1	3	25			
02	Frankie Policelli		0-1	0-1	0-0	0 0 0	1	0	1	0	0	0	2			
35	COHILL, Dwayne		1-4	0-2	0-0	0 0 0	2	2	0	1	0	0	9			
Team						1 1 2										
Totals			24-58	7-23	3-8	8 23 31	12	58	14	14	4	7	200			

FG % 1st Half: 12-27 44.4% 2nd half 12-31 38.7% Game: 24-58 41.4% Deadball
3FG % 1st Half: 3-8 37.5% 2nd half 4-15 26.7% Game: 7-23 30.4% Rebound
FT % 1st Half: 2-6 33.3% 2nd half 1-2 50.0% Game: 3-8 37.5% 3.1

Officials: Joe Lindsay,Don Daily,Lamar Simpson
Technical fouls: Mississippi St.-None. Dayton-None.

Attendance: 13174

Score by periods	1st	2nd	Total
Mississippi St.	26	39	65
Dayton	29	29	58

Official Basketball Box Score --Game Totals -- Final Statistics
Detroit Mercy vs Dayton
12/14/18 7:00 pm ET at Tom Blackburn Court at UD Arena

Detroit Mercy59 • 3-7

#	Player	Total		3-Ptr		Rebounds			PF	TP	A TO Blk Stl		
---	--------	-------	--	-------	--	----------	--	--	----	----	--------------	--	--

BOX SCORES

Official Basketball Box Score --Game Totals --Final Statistics
Dayton vs Auburn
12/8/18 7:30 pm CT at Auburn, Ala. (Auburn Arena)

Dayton 72 • 5-4

#	Player		Total		3-Ptr	Rebounds			PF	TP	A	TO	Blk	Stl	Min	
			FG-FGA	FG-FGA		FT-FTA	Off	Def								Tot
00	CUNNINGHAM, Josh	f	6-8	1-1	1-1	2	3	5	3	14	3	4	0	1	31	
33	MIKESELL, Ryan	f	6-12	3-5	0-0	5	3	8	0	15	1	4	0	0	32	
03	LANDERS, Trey	g	3-7	0-1	2-2	3	8	11	3	8	3	2	0	0	36	
04	DAVIS, Jordan	g	3-8	2-6	1-2	0	1	1	4	9	1	3	0	0	29	
10	CRUTCHER, Jalen	g	3-12	3-7	2-2	1	5	6	0	11	5	7	0	2	36	
01	TOPPIN, Obi		4-4	1-1	1-3	2	1	3	2	10	0	1	2	0	16	
02	POLICELLI, Frankie		0-0	0-0	0-0	0	0	0	2	0	0	0	0	0	3	
35	COHILL, Dwayne		2-5	1-2	0-0	0	1	1	0	5	3	2	0	0	17	
Team						1	1	2								
Totals				27-56	11-23	7-10	14	23	37	14	72	16	23	2	3	200
FG % 1st Half: 12-25			48.0%	2nd half 15-31	48.4%	Game: 27-56		48.2%	Deadball							
3FG % 1st Half: 6-9			66.7%	2nd half 5-14	35.7%	Game: 11-23		47.8%	Rebound							
FT % 1st Half: 2-4			50.0%	2nd half 5-6	83.3%	Game: 7-10		70.0%	2							

Auburn 82 • 8-1

#	Player		Total		3-Ptr	Rebounds			PF	TP	A	TO	Blk	Stl	Min	
			FG-FGA	FG-FGA	FT-FTA	Off	Def	Tot								
05	OKEKE, Chuma	f	1-6	0-2	0-0	2	1	3	1	2	2	1	2	3	30	
24	MCLEMORE, Anfernee	f	3-6	0-3	0-0	0	1	1	2	6	0	1	2	1	18	
01	HARPER, Jared	g	5-11	4-7	6-6	0	3	3	1	20	7	1	0	2	35	
02	BROWN, Bryce		10-18	6-13	8-9	0	1	1	1	34	1	1	0	0	34	
10	DOUGHTY, Samir	g	3-6	2-3	0-0	4	6	10	1	8	6	1	0	4	34	
00	SPENCER, Horace		1-3	0-2	0-0	1	0	1	2	2	0	1	0	0	12	
04	DUNBAR, Malik		0-3	0-3	0-0	0	0	0	0	0	0	0	0	0	6	
12	MCCORMICK, J'Von		1-1	0-0	0-0	0	0	0	0	2	1	0	0	0	11	
50	WILEY, Austin		4-7	0-0	0-2	3	4	7	2	8	0	4	5	0	20	
Team						1	0	1								
Totals				28-61	12-33	14-17	11	16	27	10	82	17	10	9	10	200
FG % 1st Half: 16-26			61.5%	2nd half 12-35	34.3%	Game: 28-61		45.9%	Deadball							
3FG % 1st Half: 7-13			53.8%	2nd half 5-20	25.0%	Game: 12-33		36.4%	Rebound							
FT % 1st Half: 12-15			80.0%	2nd half 2-2	100.0	Game: 14-17		82.4%	2							

Officials: Doug Shows, Keith Kimble, Olandis Poole
Technical fouls: Dayton-None. Auburn-None.
Attendance: 8365

Score by periods	1st	2nd	Total
Dayton	32	40	72
Auburn	51	31	82

Official Basketball Box Score --Game Totals --Final Statistics
Tulsa vs Dayton
12/16/18 3:50 pm ET at Uncasville, Conn.

Tulsa 72 • 9-3

#	Player		Total	3-Ptr	Rebounds			PF	TP	A	TO	Blk	Stl	Min	
			FG-FGA	FG-FGA	FT-FTA	Off	Def								Tot
01	IGBANU, Martins	*	6-10	0-0	5-6	1	1	2	3	17	0	4	0	1	27
02	JEFFRIES, DaQuan	*	7-11	2-4	0-0	0	6	6	4	16	2	2	0	2	27
04	TAPLIN, Sterling	*	3-10	1-3	2-3	0	2	2	1	9	4	2	0	0	29
05	KORITA, Lawson	*	1-1	0-0	0-0	0	5	5	2	2	5	0	0	0	30
10	SCOTT, Curran	*	2-4	0-1	4-4	0	2	2	1	8	1	2	0	0	27
00	BARNES, Chris		0-1	0-0	0-0	0	0	0	0	0	1	0	0	0	5
03	JOINER, Elijah		1-2	1-1	0-0	0	0	0	0	3	1	0	0	0	15
23	MOORE, Zeke		2-3	1-2	0-0	0	1	1	2	5	0	0	0	0	15
41	HORNE, Jeriah		2-3	2-2	4-4	0	7	7	1	10	1	1	1	0	20
44	FALOKUN, Simon		1-1	0-0	0-0	0	1	1	1	2	0	1	0	0	5
Team						1	2	3							
Totals			25-46	7-13	15-17	2	27	29	15	72	15	12	1	3	200

Dayton 67 • 5-5

#	Player		Total		3-Ptr	Rebounds			PF	TP	A	TO	Blk	Stl	Min
			FG-FGA	FG-FGA	FT-FTA	Off	Def	Tot							
00	CUNNINGHAM, Josh	*	7-11	0-0	1-1	1	3	4	4	15	1	0	0	1	27
03	LANDERS, Trey	*	5-14	0-5	3-4	4	3	7	3	13	2	1	0	0	36
04	DAVIS, Jordan	*	2-7	1-4	2-2	0	1	1	0	7	0	1	0	2	27
10	CRUTCHER, Jalen	*	5-15	4-11	0-0	0	4	4	0	14	3	0	0	3	38
33	MIKESELL, Ryan	*	1-4	0-2	3-4	1	6	7	2	5	3	1	1	0	37
01	TOPPIN, Obi	*	4-7	0-0	5-6	1	1	2	4	13	2	1	1	0	19
02	POLICELLI, Frankie	*	0-0	0-0	0-0	0	0	0	1	0	0	0	0	0	3
35	COHILL, Dwayne	*	0-1	0-1	0-0	0	0	0	0	0	1	0	0	1	13
Team						2	2	4				1			
Totals			24-59	5-23	14-17	9	20	29	14	67	12	5	2	7	200
FG % 1st Half: 10-26			38.5%	2nd half 14-33	42.4%	Game: 24-59			40.7%	Deadball					
3FG % 1st Half: 3-9			33.3%	2nd half 2-14	14.3%	Game: 5-23			21.7%	Rebound					
FT % 1st Half: 7-10			70.0%	2nd half 7-7	100.0	Game: 14-17			82.4%	2					

Officials: Mike Nance, Vladimir Voyard-Tadal, Nathan Farrell
Technical fouls: Tulsa-None. Dayton-None.
Attendance: 5812

Score by periods	1st	2nd	Total
Tulsa	30	42	72
Dayton	30	37	67

Official Basketball Box Score --Game Totals --Final Statistics
Western Mich. vs Dayton
12/19/18 7:00 pm ET at Tom Blackburn Court at UD Arena

Western Mich. 72 • 5-6

#	Player		Total		3-FTA	Rebounds			PF	TP	A	TO	Blk	Stl	Min			
			FG-FGA	FG-FGA	FT-FTA	Off	Def	Tot										
11	Kawanise Wilkins	f	2-3	0-1	1-1	1	0	1	4	5	2	0	0	0	20			
50	Seth Dugan	c	2-5	0-0	0-0	0	1	1	3	4	0	2	0	1	25			
03	Josh Davis	g	7-13	3-6	0-0	0	2	2	3	17	2	2	0	0	30			
04	Jared Printy	g	1-7	1-7	0-0	0	1	1	2	3	3	2	0	1	25			
12	Michael Flowers	g	7-12	3-4	3-5	0	6	6	1	20	3	3	0	0	28			
01	DJ Houston		1-2	0-0	0-0	0	0	0	1	2	1	1	0	0	7			
02	Adrian Martin		0-1	0-1	0-0	0	0	0	0	0	0	1	0	1	8			
10	Luke Toliver		1-2	1-2	2-2	0	2	2	2	5	0	1	0	0	7			
15	Patrick Emilien		4-6	0-2	2-3	3	2	5	1	10	0	0	0	1	18			
20	William Boyer-Richar		1-3	1-3	0-0	0	0	0	0	3	1	0	0	0	15			
24	Adida Ikongshul		1-2	0-0	0-0	0	1	1	1	2	0	0	0	0	12			
32	TJ Clifford		0-0	0-0	1-2	0	0	0	0	1	0	0	0	0	5			
Team						1	1	2				2						
Totals						27-56	9-26	9-13	5	16	21	18	72	12	14	0	4	200
FG % 1st Half: 13-25			52.0%	2nd half 14-31		45.2%	Game: 27-56		48.2%	Deadball								
3FG % 1st Half: 3-10			30.0%	2nd half 6-16		37.5%	Game: 9-26		34.6%	Rebound								
FT % 1st Half: 4-6			66.7%	2nd half 5-7		71.4%	Game: 9-13		69.2%	1								

Dayton 85 • 6-5

#	Player		Total		3-Ptr	Rebounds			PF	TP	A	TO	Blk	Stl	Min
			FG-FGA	FG-FGA	FT-FTA	Off	Def	Tot							
00	CUNNINGHAM, Josh	f	10-13	0-0	8-8	2	6	8	2	28	4	5	1	0	32
33	MIKESELL, Ryan	f	0-4	0-4	2-2	0	3	3	0	2	3	0	1	2	28
03	LANDERS, Trey	g	4-7	0-2	3-3	1	5	6	1	11	3	2	1	1	33
04	DAVIS, Jordan	g	4-4	0-1	3-4	0	3	3	1	3	1	2	0	1	28
10	CRUTCHER, Jalen	g	5-10	4-6	0-0	1	3	4	2	14	10	1	0	0	36
01	TOPPIN, Obi		11-11	0-0	0-0	1	5	6	4	22	1	0	1	1	24
02	Frankie Policelli		0-1	0-1	0-0	0	0	0	1	0	0	0	0	0	3
35	COHILL, Dwayne		2-3	0-1	1-2	0	0	0	5	5	1	2	0	0	16
	Team					0	2	2							
Totals			32-53	4-15	17-19	5	27	32	16	85	23	12	4	5	200
FG % 1st Half: 18-26			69.2%	2nd half 14-27	51.9%	Game: 32-53			60.4%	Deadball					
3FG % 1st Half: 4-8			50.0%	2nd half 0-7	0.0%	Game: 4-15			26.7%	Rebound					
FT % 1st Half: 5-6			83.3%	2nd half 12-13	92.3%	Game: 17-19			89.5%	2					

BOX SCORES

Official Basketball Box Score --Game Totals --Final Statistics Ga. Southern vs Dayton 12/29/18 3:32 pm ET at Tom Blackburn Court at UD Arena

Ga. Southern 90 • 8-5

#	Player		Total	3-Ptr		Rebounds			PF	TP	A	TO	Blk	Stl	Min
			FG-FGA	FG-FGA	FT-FTA	Off	Def	Tot							
00	Montae Glenn	f	0-0	0-0	0-0	0	0	0	0	0	0	0	0	0	0+
02	Elijah McCadden	f	0-1	0-1	0-0	0	2	2	3	0	2	3	0	0	18
53	Isaiah Crawley	f	6-9	2-2	2-4	2	3	5	4	16	3	2	0	1	33
04	Tookie Brown	g	8-13	4-7	0-0	1	2	3	4	20	6	2	0	2	36
13	Quan Jackson	g	9-18	2-7	4-5	0	5	5	1	24	2	3	0	0	34
05	Trey Dawkins		1-1	0-0	0-0	1	2	3	1	2	1	0	0	0	7
10	Calvin Wishart		1-4	1-4	0-0	0	0	0	2	3	3	1	0	0	12
23	Simeon Carter		4-7	0-0	0-0	1	3	4	3	8	2	2	2	1	33
24	David-Lee Jones Jr.		6-10	3-5	2-5	0	2	2	0	17	3	3	1	1	27
	Team					2	2	4							
Totals			35-63	12-26	8-14	7	21	28	18	90	22	16	3	5	200

FG % 1st Half: 14-31 45.2% 2nd half 21-32 65.6% Game: 35-63 55.6% Deadball
3FG % 1st Half: 3-11 27.3% 2nd half 9-15 60.0% Game: 12-26 46.2% Rebound
FT % 1st Half: 3-4 75.0% 2nd half 5-10 50.0% Game: 8-14 57.1% 2

Dayton 94 • 8-5

#	Player		Total		3-Ptr		Rebounds			PF	TP	A TO Blk Stl			Min
			FG-FGA	FG-FGA	FT-FTA	Off	Def	Tot							
00	CUNNINGHAM, Josh	f	10-14	0-1	5-7	1	5	6	2	25	5	1	0	1	31
33	MIKESELL, Ryan	f	2-6	1-5	0-0	1	3	4	1	5	4	2	1	0	28
03	LANDERS, Trey	g	4-9	1-3	0-0	4	6	10	4	9	4	4	0	1	32
04	DAVIS, Jordan	g	5-11	3-8	0-0	0	4	4	2	13	4	1	0	0	35
10	CRUTCHER, Jalen	g	6-12	1-4	4-4	0	3	3	0	17	7	4	0	1	38
01	TOPPIN, Obi		9-10	0-0	4-7	1	2	3	2	22	2	0	0	0	20
02	Frankie Policelli		0-0	0-0	0-0	0	0	0	1	0	0	1	0	0	2
35	COHILL, Dwayne		1-3	1-2	0-0	0	0	0	0	3	1	1	0	0	14
Team						2	2	4							
Totals			37-65	7-23	13-18	9	25	34	12	94	27	14	1	3	200

FG % 1st Half: 20-37 54.1% 2nd half 17-28 60.7% Game: 37-65 56.9% Deadball
3FG % 1st Half: 3-13 23.1% 2nd half 4-10 40.0% Game: 7-23 30.4% Rebound
FT % 1st Half: 4-5 80.0% 2nd half 9-13 69.2% Game: 13-18 72.2% 3

Officials: Eric Anderson,Sean Hull,Leslie Jones
Technical fouls: Ga. Southern-None. Dayton-None.
Attendance: 13147
2018-19 Men's Basketball. Round: 0. Dayton vs Ga. Southern. Played at .

Score by periods	1st	2nd	Total
Ga. Southern	34	56	90
Dayton	47	47	94

Official Basketball Box Score --Game Totals --Final Statistics Richmond vs Dayton 1/6/19 12:02 pm ET at Tiom Blackburn Court at UD Arena

Richmond 48 • 6-7

#	Player		Total		3-Ptr		Rebounds			PF	TP	A TO Blk Stl				Min
			FG-FA	FG-FGA	FT-FTA	Off	Def	Tot	A			TO	Blk	Stl		
33	Grant Golden	f	2-7	0-0	0-0	0	3	3	2	4	2	4	1	0	34	
00	Jacob Gilyard	g	8-17	8-16	0-2	1	5	6	2	24	4	3	0	3	40	
11	Jake Wojcik	g	2-11	2-11	0-0	2	2	4	1	6	1	2	0	1	32	
32	Julius Johnson	g	0-3	0-2	0-0	0	4	4	3	0	3	1	0	0	18	
04	Nathan Cayo	*	3-9	0-0	1-5	3	1	4	4	7	2	0	0	0	23	
02	Souleymane Koureissi		0-1	0-0	0-0	0	0	0	2	0	0	0	0	1	6	
15	Matt Grace		0-1	0-0	0-0	1	1	2	1	0	0	0	0	0	6	
22	Andre Gustavson		2-6	0-3	0-0	3	1	4	2	4	4	1	0	0	21	
24	Noah Yates		1-6	1-6	0-0	0	1	1	0	3	0	0	0	0	20	
Team						3	1	4								
Totals				18-61	11-38	1-7	13	19	32	17	48	16	13	1	5	200

FG % 1st Half: 6-26 23.1% 2nd half 12-35 34.3% Game: 18-61 29.5% Deadball
3FG % 1st Half: 5-20 25.0% 2nd half 6-18 33.3% Game: 11-38 28.9% Rebound
FT % 1st Half: 1-4 25.0% 2nd half 0-3 0.0% Game: 1-7 14.3% 2

Dayton 72 • 8-5

#	Player		Total		3-Ptr		Rebounds			PF	TP	A TO Blk Stl				Min
			FG-FTA	FG-FGA	FT-FTA	Off	Def	Tot								
00	CUNNINGHAM, Josh	f	11-14	0-0	3-5	2	8	10	2	25	1	3	0	0	29	
33	MIKESELL, Ryan	f	4-6	1-3	0-0	0	2	2	2	9	2	3	0	0	27	
03	LANDERS, Trey	g	3-5	0-1	3-4	0	10	10	1	9	3	0	0	4	27	
04	DAVIS, Jordan	g	0-5	0-4	0-0	0	3	3	3	0	3	2	0	0	34	
10	CRUTCHER, Jalen	g	3-10	1-8	1-2	1	7	8	0	8	4	1	0	1	32	
01	TOPPIN, Obi		8-14	0-1	0-0	6	3	9	0	16	2	1	3	1	29	
02	Frankie Policelli		1-1	1-1	0-0	0	0	0	0	3	0	0	0	0	6	
23	WESTERFIELD, Jack		1-2	0-1	0-0	0	0	0	0	2	0	0	0	0	2	
35	COHILL, Dwayne		0-1	0-1	0-0	0	1	1	0	0	1	0	0	0	14	
Team						0	0	0								
Totals				31-58	3-20	7-11	9	34	43	8	72	16	10	3	6	200

FG % 1st Half: 13-25 52.0% 2nd half 18-33 54.5% Game: 31-58 53.4% Deadball
3FG % 1st Half: 1-9 11.1% 2nd half 2-11 18.2% Game: 3-20 15.0% Rebound
FT % 1st Half: 2-3 66.7% 2nd half 5-8 62.5% Game: 7-11 63.6% 3

Officials: Lee Cassell,Bert Smith,Ted Valentine
Technical fouls: Richmond-None. Dayton-None.
Attendance: 12848
2018-19 Men's Basketball. Round: 0. Dayton vs Richmond. Played at .

Score by periods	1st	2nd	Total
Richmond	18	30	48
Dayton	29	43	72

Official Basketball Box Score --Game Totals --Final Statistics Dayton vs George Washington 1/9/19 7:02 pm ET at washington,DC

Dayton 72 • (10-5, 2-0 A-10)

#	Player		Total		3-Ptr		Rebounds			PF	TP	A				Min
			FG-FGA	FG-FGA	FT-FTA	Off	Def	Tot	TO			Blk	Stl			
00	CUNNINGHAM, Josh	f	0-1	0-0	6-12	3	10	13	3	6	0	2	0	1	28	
33	MIKESELL, Ryan	f	3-6	1-3	0-0	1	3	4	0	7	3	2	1	1	25	
03	LANDERS, Trey	g	5-11	0-1	2-2	2	5	7	3	12	1	3	0	1	27	
04	DAVIS, Jordan	g	9-15	7-11	0-0	0	1	1	1	25	1	2	0	3	30	
10	CRUTCHER, Jalen	g	2-8	0-4	4-4	1	4	5	3	8	11	4	0	1	39	
01	TOPPIN, Obi		2-5	0-0	0-0	0	4	4	2	4	2	0	0	1	30	
02	POLICELLI, Frankie		1-2	1-2	0-0	0	0	0	0	3	0	1	0	1	8	
35	COHILL, Dwayne		3-5	1-2	0-1	0	0	0	1	7	0	1	0	0	13	
Team						0	1	1								
Totals			25-53	10-23	12-19	7	28	35	13	72	18	16	1	9	200	

FG % 1st Half: 13-29 44.8% 2nd half 12-24 50.0% Game: 25-53 47.2% Deadball
3FG % 1st Half: 3-11 27.3% 2nd half 7-12 58.3% Game: 10-23 43.5% Rebound
FT % 1st Half: 1-5 20.0% 2nd half 11-14 78.6% Game: 12-19 63.2% 4,1

George Washington 66 • (5-10, 1-1 A-10)

#	Player		Total		3-Ptr		Rebounds			PF	TP	A TO Blk Stl				Min
			FG-FA	FG-FGA	FT-FTA	Off	Def	Tot	A			TO	Blk	Stl		
32	LANGARICA, Javier	f	2-4	1-1	7-7	1	1	2	5	12	2	0	1	0	20	
00	MAZZULLA, Justin	g	4-14	3-6	0-0	1	4	5	2	11	4	3	1	2	38	
01	NOLAN JR, Terry	g	2-10	2-7	0-0	3	7	10	4	6	4	8	0	1	38	
13	WILLIAMS, DJ	g	9-17	2-5	0-0	0	5	5	0	20	3	1	1	1	37	
14	JACK, Maceo	g	5-15	2-8	1-2	2	2	4	1	13	0	0	0	1	38	
02	POTTER, Armel		0-0	0-0	0-0	0	0	0	1	0	0	0	0	0	6	
04	WILLIAMS, Justin		2-4	0-0	0-0	4	4	8	2	4	0	1	0	2	17	
12	BROWN, Shandon		0-0	0-0	0-0	0	1	1	0	0	0	0	0	0	3	
15	OFFURUM, Mezie		0-0	0-0	0-0	0	0	0	1	0	1	1	0	0	3	
Team						0	0	0								
Totals				24-64	10-27	8-9	11	24	35	16	66	14	14	3	7	200

FG % 1st Half: 15-30 50.0% 2nd half 9-34 26.5% Game: 24-64 37.5% Deadball
3FG % 1st Half: 8-16 50.0% 2nd half 2-11 18.2% Game: 10-27 37.0% Rebound
FT % 1st Half: 2-2 100.0% 2nd half 6-7 85.7% Game: 8-9 88.9% 1

Officials: Wallace Rutecki Jr,Mark Schnur, Evon Burroughs
Technical fouls: Dayton-LANDERS, Trey. George Washington-None.
Attendance: 2325
Fouled Out: Langarica (GW) - 2nd, 0:05

Score by periods	1st	2nd	Total
Dayton	30	42	72
George Washington	40	26	66

Official Basketball Box Score --Game Totals --Final Statistics Massachusetts vs Dayton 1/13/19 3:30 pm ET at Tom Blackburn Court at UD Arena

Massachusetts 67 • 7-8

#	Player		Total		3-Ptr		Rebounds			PF	TP	A TO Blk Stl				Min
			FG-FGA	FG-FGA	FT-FTA	Off	Def	Tot								
05	Samba Diallo	f	1-3	0-0	3-4	0	1	1	3	5	1	1	0	0	30	
45	Rashaan Holloway	c	5-5	0-0	0-0	0	4	4	5	10	0	3	1	0	14	
02	Luwane Pipkins	g	8-21	3-9	0-0	0	8	8	1	19	7	2	0	1	37	
12	Carl Pierle	g	6-10	4-8	0-0	0	2	2	3	16	1	0	0	1	35	
20	Keon Clergeot	g	4-8	2-5	0-0	1	2	3	2	10	0	2	0	0	31	
01	Jonathan Laurent		1-3	0-0	0-0	0	1	1	1	2	1	1	1	1	12	
04	Unique McLean		0-0	0-0	0-0	0	1	1	1	0	0	1	0	1	8	
10	Sy Chatman		0-2	0-0	0-0	1	2	3	1	0	1	0	0	0	9	
11	Djery Baptiste		1-2	0-0	0-0	4	6	10	2	2	0	1	2	0	19	
33	Curtis Cobb		1-4	1-3	0-0	0	0	0	0	3	1	0	0	0	5	
	Team					8	2	4								
Totals			27-58	10-25	3-4	2	29	37	19	67	12	11	4	4	200	

BOX SCORES

Official Basketball Box Score --Game Totals --Final Statistics
Dayton vs VCU
1/16/19 8:10 pm ET at Seigel Center

Dayton 71 • 11-6

#	Player		Total		3-Ptr	Rebounds			PF	TP	A	TO	Blk	Stl	Min
			FG-FA	FG-FGA		FT-FTA	Off	Def							
00	CUNNINGHAM, Josh	f	5-6	0-0	3-7	1	7	8	3	13	0	5	0	0	30
33	MIKESELL, Ryan	f	5-9	0-3	1-1	3	5	8	2	11	2	1	2	1	35
03	LANDERS, Trey	g	3-7	0-2	1-2	1	1	2	5	7	4	1	0	0	27
04	DAVIS, Jordan	g	6-13	2-4	3-3	0	2	2	1	17	2	0	0	1	35
10	CRUTCHER, Jalen	g	4-13	2-6	4-6	0	4	4	1	14	6	3	0	1	38
01	TOPPIN, Obi		3-6	0-0	2-2	2	1	3	5	8	2	1	1	0	17
02	Frankie Policelli		0-1	0-1	0-0	0	1	1	1	0	0	0	0	0	4
35	COHILL, Dwayne		0-0	0-0	1-2	0	2	2	3	1	0	1	0	0	14
Team						0	2	2							
Totals			26-55	4-16	15-23	7	25	32	21	71	16	12	3	3	200
FG % 1st Half: 13-30			43.3%	2nd half 13-25	52.0%	Game: 26-55			47.3%	Deadball					
3FG % 1st Half: 2-8			25.0%	2nd half 2-8	25.0%	Game: 4-16			25.0%	Rebound					
FT % 1st Half: 8-11			72.7%	2nd half 7-12	58.3%	Game: 15-23			65.2%	3					

VCU 76 • 12-5

#	Player		Total		3-Ptr	Rebounds			PF	TP	A	TO	Blk	Stl	Min
			FG-FGA	FG-FGA	FT-FTA	Off	Def	Tot							
05	Sean Mobley	f	4-7	1-3	0-2	2	2	4	0	9	1	0	0	0	26
14	Marcus Santos-Silva	f	2-7	0-0	4-8	2	4	6	3	8	0	1	1	1	25
23	Issac Vann	f	3-12	1-3	2-3	3	4	7	3	9	4	0	0	2	26
00	De'Riante Jenkins	g	5-7	3-4	0-0	0	7	7	1	13	3	3	1	0	31
02	Marcus Evans	g	6-13	1-4	4-4	1	3	4	4	17	2	0	0	1	28
01	Mike'L Simms		3-6	1-3	0-0	0	1	1	0	7	0	0	0	0	14
04	Corey Douglas		2-4	0-0	0-0	4	2	6	4	4	0	0	2	0	11
10	Vince Williams		0-0	0-0	3-5	0	2	2	0	3	1	4	0	0	13
13	Malik Crowfield		1-1	1-1	0-0	0	0	0	0	3	0	0	0	0	12
22	Michael Gilmore		0-0	0-0	0-0	0	1	1	1	0	0	1	0	1	4
24	P.J. Byrd		1-2	1-1	0-0	0	0	0	3	3	1	0	0	0	10
Team						0	1	1							
Totals			27-59	9-19	13-22	12	27	39	19	76	12	9	4	5	200
FG % 1st Half: 14-31			45.2%	2nd half 13-28	46.4%	Game: 27-59			45.8%	Deadball					
3FG % 1st Half: 4-9			44.4%	2nd half 5-10	50.0%	Game: 9-19			47.4%	Rebound					
FT % 1st Half: 5-8			62.5%	2nd half 8-14	57.1%	Game: 13-22			59.1%	4					

Officials: Lamar Simpson,Jeff Clark,Jamie Luckie
Technical fouls: Dayton-None. VCU-None.
Attendance: 7637

Score by periods	1st	2nd	Total
Dayton	36	35	71
VCU	37	39	76

Official Basketball Box Score --Game Totals --Final Statistics
Dayton vs St. Bonaventure
1/19/19 4:35 pm ET at Olean, N.Y.

Dayton 89 • 12-6

#	Player	Total			3-Ptr	Rebounds			PF	TP	A	TO	Blk	Stl	Min
		FG-FGA	FG-FGA	FT-FTA		Off	Def	Tot							
00	CUNNINGHAM, Josh	f	4-7	1-2	5-10	1	2	3	14	4	1	0	0	45	
33	MIKESELL, Ryan	f	5-9	3-6	8-8	1	5	6	3	21	2	0	0	40	
03	LANDERS, Trey	g	5-11	0-1	4-7	1	7	8	2	14	0	2	1	37	
04	DAVIS, Jordan	g	5-11	2-6	1-1	0	8	8	0	13	3	5	0	41	
10	CRUTCHER, Jalen	g	5-14	4-9	1-2	1	3	4	5	15	6	3	0	40	
01	TOPPIN, Obi		5-5	0-0	0-0	0	3	3	4	10	0	1	2	33	
02	Frankie Policelli		0-0	0-0	0-0	0	0	0	1	0	1	0	0	4	
35	COHILL, Dwayne		1-2	0-1	0-0	0	0	0	0	2	0	0	0	10	
Team						2	2	4							
Totals			30-59	10-25	19-28	6	30	36	18	89	16	12	3	6	250
FG % 1st Half: 12-28		42.9%	2nd half 12-24	50.0%	OT: 6-7	85.7%	Game: 30-59		50.8%	Deadball					
3FG % 1st Half: 3-12		25.0%	2nd half 4-9	44.4%	OT: 3-4	75.0%	Game: 10-25		40.0%	Rebound					
FT % 1st Half: 4-4		100.0	2nd half 10-18	55.6%	OT: 5-6	83.3%	Game: 19-28		67.9%	7, 2					

St. Bonaventure 86 • 6-12

#	Player		Total		3-Ptr	Rebounds			PF	TP	A	TO	Blk	Stl	Min	
			FG-FGA	FG-FGA	FT-FTA	Off	Def	Tot								
11	Courtney Stockard	f	13-30	4-13	6-6	2	8	10	3	36	3	1	1	1	48	
15	Ladarien Griffin	f	8-14	1-2	1-1	2	3	5	1	18	1	1	1	0	47	
21	Osun Osunniyi	c	2-7	0-0	2-2	5	4	9	5	6	1	1	3	1	36	
00	Kyle Lofton	g	4-14	2-5	1-2	0	1	1	2	11	7	1	0	1	50	
01	Dominick Welch	g	2-7	2-6	1-2	3	2	5	4	7	3	3	1	1	45	
03	Alpha Okoli		1-1	0-0	1-2	1	2	3	1	3	0	0	0	0	10	
32	Amadi Ikpeze		1-3	0-0	3-4	2	2	4	3	5	0	0	0	0	14	
Team						0	1	1								
Totals				31-76	9-26	15-19	15	23	38	19	86	15	7	6	4	250
FG % 1st Half: 13-29			44.8%	2nd half 12-32	37.5%	OT: 6-15		40.0%	Game: 31-76		40.8%	Deadball				
3FG % 1st Half: 3-8			37.5%	2nd half 4-11	36.4%	OT: 2-7		28.6%	Game: 9-26		34.6%	Rebound				
FT % 1st Half: 5-6			83.3%	2nd half 7-9	77.8%	OT: 3-4		75.0%	Game: 15-19		78.9%	2, 2				

Officials: Ryan Sassano,Mark Schnur,Earl Walton
Technical fouls: Dayton-None. St. Bonaventure-None.
Attendance: 3918

Score by periods	1st	2nd	OT	OT2	Total
Dayton	31	38	8	12	89
St. Bonaventure	34	35	8	9	86

Official Basketball Box Score --Game Totals --Final Statistics
George Mason vs Dayton
1/23/19 UD Arena at Tom Blackburn Court at UD Arena

George Mason 67 • 12-8

#	Player		Total		3-Ptr	Rebounds			PF	TP	A	TO	Blk	Stl	Min	
			FG-FGA	FG-FGA	FT-FTA	Off	Def	Tot								
31	Jarred Reuter	f	6-8	0-0	2-4	2	2	4	3	14	2	2	0	2	28	
01	Justin Kier	g	3-10	1-5	5-6	0	3	3	1	12	1	2	0	2	38	
04	Otis Livingston II	g	5-11	1-3	2-2	0	2	2	0	13	4	1	0	0	34	
11	Jordan Miller	g	2-4	1-1	0-0	1	4	5	3	5	0	1	0	1	21	
23	Javon Greene	g	3-10	1-6	0-0	0	3	3	3	7	1	2	0	2	30	
10	Jamal Hartwell II		2-2	1-1	0-0	0	0	0	0	5	0	0	0	0	6	
20	Jason Douglas-Stanle		0-2	0-2	2-2	0	0	0	1	2	1	0	0	0	10	
32	Ian Boyd		2-4	1-2	0-0	2	2	4	1	5	2	0	0	0	21	
33	Greg Calixte		1-2	0-0	2-2	1	5	6	0	4	0	0	0	0	12	
Team						0	2	2								
Totals				24-53	6-20	13-16	6	23	29	12	67	11	8	0	7	200
FG % 1st Half: 12-31			38.7%	2nd half 12-22	54.5%	Game: 24-53		45.3%	Deadball							
3FG % 1st Half: 3-12			25.0%	2nd half 3-8	37.5%	Game: 6-20		30.0%	Rebound							
FT % 1st Half: 4-4			100.0	2nd half 9-12	75.0%	Game: 13-16		81.3%	1							

Dayton 63 • 12-7

#	Player		Total		3-Ptr	Rebounds			PF	TP	A	TO	Blk	Stl	Min
			FG-FGA	FG-FGA		FT-FTA	Off	Def							
00	CUNNINGHAM, Josh	f	6-9	1-2	2-3	0	5	5	4	15	3	2	0	1	33
33	MIKESELL, Ryan	f	4-5	1-2	1-2	1	4	5	4	10	4	3	3	0	32
03	LANDERS, Trey	g	3-5	0-1	0-0	2	6	8	0	6	3	3	0	0	27
04	DAVIS, Jordan	g	2-14	2-10	0-0	1	2	3	1	6	1	0	0	0	29
10	CRUTCHER, Jalen	g	3-12	2-9	0-0	2	3	5	1	8	5	4	0	1	38
01	TOPPIN, Obi		5-5	0-0	1-2	2	1	3	1	11	2	3	1	0	25
35	COHILL, Dwayne		2-4	2-3	1-2	0	3	3	0	7	1	0	0	1	16
Team						1	1	2							
Totals			25-54	8-27	5-9	9	25	34	11	63	19	15	4	3	200
FG % 1st Half: 13-30 43.3%															
2nd half 12-24 50.0%															
Game: 25-54 46.3%															
3FG % 1st Half: 4-15 26.7%															
2nd half 4-12 33.3%															
Game: 8-27 29.6%															
FT % 1st Half: 3-4 75.0%															
2nd half 2-5 40.0%															
Game: 5-9 55.6%															
															Deadball Rebound 1

BOX SCORES

Official Basketball Box Score --Game Totals --Final Statistics
Saint Joseph's vs Dayton
 1/29/19 8:05 pm ET at Blackburn Court at UD Arena

Saint Joseph's 64 • 9-12

#	Player	Total		3-Ptr		Rebounds			PF	TP	A TO Blk Stl					Min
		FG-FGA	FG-FGA	FT-FTA	Off Def Tot	PF	TP	A TO Blk Stl								
02	Charlie Brown	f	8-20	3-10	0-2	0 6 6	2 19	1 3 2 1	40							
21	Lorenzo Edwards	f	1-4	0-3	0-0	1 2 3	3 2	1 1 1 2	20							
23	Markell Lodge	f	3-3	0-0	0-0	1 6 7	2 6	1 0 2 0	34							
03	Jared Bynum	g	2-10	1-5	0-1	0 5 5	1 5	5 4 0 0	40							
15	Chris Clover	g	6-11	3-5	6-6	1 2 3	3 21	1 0 0 1	32							
10	Troy Holston	g	0-1	0-1	0-0	0 0 0	1 0	0 0 0 0	8							
33	Taylor Funk	g	4-8	3-7	0-0	2 4 6	2 11	1 1 1 0	26							
	Team					0 1 1		1								
Totals			24-57	10-31	6-9	5 26 31	14 64	10 10 6 4	200							
FG % 1st Half: 12-27		44.4%	2nd half 12-30		40.0%	Game: 24-57		42.1%	Deadball							
3FG % 1st Half: 4-15		26.7%	2nd half 6-16		37.5%	Game: 10-31		32.3%	Rebound							
FT % 1st Half: 2-4		50.0%	2nd half 4-5		80.0%	Game: 6-9		66.7%	1							

Dayton 75 • 14-7

#	Player	Total		3-Ptr		Rebounds			PF	TP	A TO Blk Stl					Min
		FG-FGA	FG-FGA	FT-FTA	Off Def Tot	PF	TP	A TO Blk Stl								
00	CUNNINGHAM, Josh	f	1-5	0-0	1-2	2 9 11	3 3	2 2 0 2	29							
33	MIKESELL, Ryan	f	7-15	3-8	4-4	2 4 6	3 21	3 0 1 1	35							
33	LANDERS, Trey	g	2-4	0-1	0-0	0 2 2	1 4	1 0 0 0	18							
04	DAVIS, Jordan	g	3-7	1-4	1-1	0 1 1	1 8	1 1 0 0	30							
10	CRUTCHER, Jalen	g	3-12	1-6	0-0	1 4 5	1 7	6 2 0 0	36							
01	TOPPIN, Obi	g	11-14	0-1	3-4	5 7 12	0 25	2 1 1 0	26							
02	Frankie Policelli	g	0-1	0-1	0-0	0 0 0	0 0	2 0 0 0	2							
35	COHILL, Dwayne	g	2-5	0-1	3-4	0 1 1	1 7	1 1 0 1	24							
	Team					1 2 3										
Totals			29-63	5-22	12-15	11 30 41	10 75	18 7 2 4	200							
FG % 1st Half: 16-32		50.0%	2nd half 13-31		41.9%	Game: 29-63		46.0%	Deadball							
3FG % 1st Half: 3-12		25.0%	2nd half 2-10		20.0%	Game: 5-22		22.7%	Rebound							
FT % 1st Half: 4-6		66.7%	2nd half 8-9		88.9%	Game: 12-15		80.0%	0							

Officials: Matt Potter,Sean Hull,Brian O'Connell
 Technical fouls: Saint Joseph's-None. Dayton-None.
 Attendance: 12628

Score by periods	1st	2nd	Total
Saint Joseph's	30	34	64
Dayton	39	36	75

Official Basketball Box Score --Game Totals --Final Statistics
Duquesne vs Dayton
 2/2/19 2:05 pm ET at Tom Blackburn Court at UD Arena

Duquesne 64 • 15-6

#	Player	Total		3-Ptr		Rebounds			PF	TP	A TO Blk Stl					Min
		FG-FGA	FG-FGA	FT-FTA	Off Def Tot	PF	TP	A TO Blk Stl								
05	Marcus Weathers	f	4-6	0-1	6-8	3 3 6	1 14	0 3 0 0	35							
21	Michael Hughes	c	3-6	1-1	0-0	5 1 6	4 7	0 0 4 3	26							
03	Frankie Hughes	g	2-10	2-9	0-0	1 3 4	3 6	2 0 0 0	34							
35	Sincere Carry	g	7-22	1-8	0-0	0 5 5	0 15	6 3 0 3	40							
50	Eric Williams Jr.	g	8-16	4-6	0-0	4 5 9	2 20	1 3 0 0	37							
00	Tavian Dunn-Martin	g	0-1	0-1	0-0	0 0 0	0 0	0 0 0 0	1							
14	Gavin Bizeau	g	0-1	0-1	0-0	0 0 0	2 0	0 0 0 0	2							
22	Lamar Norman Jr.	g	0-2	0-1	0-0	1 2 3	1 0	1 0 0 0	13							
23	Amari Kelly	g	1-2	0-0	0-0	3 0 3	3 2	0 0 2 0	12							
	Team					2 0 2										
Totals			25-66	8-28	6-8	19 19 38	16 64	10 9 6 6	200							
FG % 1st Half: 13-30		43.3%	2nd half 12-36		33.3%	Game: 25-66		37.9%	Deadball							
3FG % 1st Half: 5-12		41.7%	2nd half 3-16		18.8%	Game: 8-28		28.6%	Rebound							
FT % 1st Half: 5-6		83.3%	2nd half 1-2		50.0%	Game: 6-8		75.0%	0							

Dayton 68 • 14-7

#	Player	Total		3-Ptr		Rebounds			PF	TP	A TO Blk Stl					Min
		FG-FGA	FG-FGA	FT-FTA	Off Def Tot	PF	TP	A TO Blk Stl								
00	CUNNINGHAM, Josh	f	1-6	0-1	1-3	3 7 10	1 3	0 1 0 1	18							
33	MIKESELL, Ryan	f	2-4	0-2	2-2	4 3 7	2 6	3 2 1 1	34							
03	LANDERS, Trey	g	2-6	0-0	0-2	1 5 6	0 4	3 0 0 0	29							
04	DAVIS, Jordan	g	2-8	1-4	2-4	1 2 3	3 7	1 3 1 1	34							
10	CRUTCHER, Jalen	g	6-13	3-8	1-2	0 1 1	1 16	4 2 0 0	37							
01	TOPPIN, Obi	g	11-16	0-0	4-4	2 3 5	1 26	1 2 2 4	34							
35	COHILL, Dwayne	g	2-2	1-1	1-1	0 0 0	2 6	0 2 0 0	14							
	Team					3 3 6										
Totals			26-55	5-16	11-18	14 24 38	10 68	12 12 4 7	200							
FG % 1st Half: 11-28		39.3%	2nd half 15-27		55.6%	Game: 26-55		47.3%	Deadball							
3FG % 1st Half: 0-8		0.0%	2nd half 5-8		62.5%	Game: 5-16		31.3%	Rebound							
FT % 1st Half: 6-11		54.5%	2nd half 5-7		71.4%	Game: 11-18		61.1%	3							

Officials: Ryan Sassano,Greg Evans,Paul Faia
 Technical fouls: Duquesne-None. Dayton-None.
 Attendance: 13147

Score by periods	1st	2nd	Total
Duquesne	36	28	64
Dayton	28	40	68

Official Basketball Box Score --Game Totals --Final Statistics
Dayton vs Saint Louis
 2/5/19 8:05 pm CT at St. Louis, Mo.

Dayton 60 • 15-8

#	Player	Total		3-Ptr		Rebounds			PF	TP	A TO Blk Stl					Min
		FG-FGA	FG-FGA	FT-FTA	Off Def Tot	PF	TP	A TO Blk Stl								
00	CUNNINGHAM, Josh	f	5-11	0-1	2-3	6 1 7	4 12	0 2 0 1	32							
01	TOPPIN, Obi	f	2-6	0-0	7-8	1 4 5	4 11	3 1 0 1	28							
33	MIKESELL, Ryan	f	3-8	1-5	2-2	1 5 6	3 9	1 2 0 1	30							
04	DAVIS, Jordan	g	0-2	0-2	0-0	0 1 1	2 0	0 2 0 0	20							
10	CRUTCHER, Jalen	g	5-15	1-6	0-0	0 3 3	0 11	3 2 1 0	38							
02	Frankie Policelli	g	1-1	0-0	0-1	1 0 1	2 2	0 1 0 0	3							
03	LANDERS, Trey	g	4-8	0-1	0-0	0 5 5	1 8	0 1 0 0	33							
35	COHILL, Dwayne	g	3-3	1-1	0-1	0 2 2	4 7	2 1 0 0	16							
	Team					2 1 3										
Totals			23-54	3-16	11-15	11 22 33	20 60	9 12 1 3	200							
FG % 1st Half: 9-26		34.6%	2nd half 14-28		50.0%	Game: 23-54		42.6%	Deadball							
3FG % 1st Half: 1-11		9.1%	2nd half 2-5		40.0%	Game: 3-16		18.8%	Rebound							
FT % 1st Half: 3-5		60.0%	2nd half 8-10		80.0%	Game: 11-15		73.3%	2							

Saint Louis 73 • 15-8

#	Player		Total		3-Ptr		Rebounds			PF	TP	A TO Blk Stl					Min
			FG-FGA	FG-FGA	FT-FTA	Off	Def	Tot									
01	D.J. Foreman	f	7-10	0-0	4-11	5	4	9	3	18	0	1	2	3	36		
11	Hasahn French	f	4-4	0-0	2-6	4	4	8	5	10	0	2	2	0	19		
00	Jordan Goodwin	g	1-10	1-2	2-3	4	3	7	2	5	0	1	0	1	39		
02	Tramaine Isabell Jr.	g	3-10	0-4	5-5	0	3	3	0	11	4	1	0	1	35		
03	Javon Bess	g	5-15	1-8	3-3	1	2	3	3	14	2	1	0	0	31		
04	Dion Wiley		1-4	1-3	0-0	0	1	1	1	3	0	0	0	0	18		
20	Fred Thatch Jr.		3-4	2-3	4-4	3	4	7	3	12	0	2	1	2	22		
	Team					2	1	3				1					
Totals			24-57	5-20	20-32	19	22	41	17	73	11	9	5	7	200		
FG % 1st Half: 15-35			42.9%	2nd half 9-22			40.9%	Game: 24-57			42.1%	Deadball					
3FG % 1st Half: 3-11			27.3%	2nd half 2-9			22.2%	Game: 5-20			25.0%	Rebound					
FT % 1st Half: 1-5			20.0%	2nd half 19-27			70.4%	Game: 20-32			62.5%	4					

BOX SCORES

Official Basketball Box Score --Game Totals -- Final Statistics
VCU vs Dayton
2/16/19 4:05 pm ET at Tom Blackburn Court at UD Arena

VCU 69 • 19-6

#	Player		Total		3-Ptr	Rebounds			PF	TP	A	TO	Blk	Stl	Min
			FG-FGA	FG-FGA	Off	Def	Tot								
05	Sean Mobley	f	0-4	0-3	0-0	0	5	5	0	0	2	1	1	0	26
14	Marcus Santos-Silva	f	2-2	0-0	0-1	2	1	3	3	4	0	3	0	0	15
23	Issac Vann	f	4-9	1-3	5-6	2	1	3	3	14	4	1	0	1	30
00	De'Riante Jenkins	g	7-12	5-7	0-0	1	2	3	2	19	2	1	1	2	30
02	Marcus Evans	g	5-13	0-4	2-2	1	5	6	2	12	3	5	0	0	34
01	Mike'L Simms	g	3-5	2-3	0-0	2	2	4	0	8	0	0	0	0	15
04	Corey Douglas	g	3-4	0-0	0-0	2	2	4	2	6	0	0	2	0	21
10	Vince Williams	g	2-4	0-1	0-0	1	2	3	3	4	0	1	0	1	9
13	Malik Crowfield	g	0-2	0-1	0-0	1	1	2	0	0	2	1	0	1	9
22	Michael Gilmore	g	1-2	0-1	0-0	1	0	1	1	2	1	1	0	1	5
24	P.J. Byrd	g	0-0	0-0	0-0	0	0	0	1	0	1	0	0	0	6
Team						1	0	1							
Totals			27-57	8-23	7-9	14	21	35	17	69	15	14	4	6	200
FG % 1st Half: 17-33			51.5%	2nd half 10-24	41.7%	Game: 27-57		47.4%	Deadball Rebound						
3FG % 1st Half: 6-13			46.2%	2nd half 2-10	20.0%	Game: 8-23		34.8%	0						
FT % 1st Half: 1-2			50.0%	2nd half 6-7	85.7%	Game: 7-9		77.8%							

Dayton 68 • 16-9

#	Player		Total		3-Ptr		Rebounds			PF	TP	A	TO	Blk	Stl	Min
			FG-FGA	FG-FGA	FT-FTA	Off	Def	Tot								
00	CUNNINGHAM, Josh	f	3-6	0-0	4-5	1	2	3	1	10	1	0	0	0	30	
01	TOPPIN, Obi	f	6-12	1-2	2-3	1	7	8	3	15	2	5	0	1	32	
33	MIKESELL, Ryan	f	9-12	2-3	2-5	3	1	4	3	22	2	2	1	2	34	
04	DAVIS, Jordan	g	1-6	1-3	3-4	0	2	2	1	6	3	2	1	0	36	
10	CRUTCHER, Jalen	g	5-11	3-6	0-1	0	3	3	2	13	7	3	0	2	38	
02	Frankie Policelli		0-0	0-0	0-0	0	1	1	1	0	0	0	0	0	5	
35	COHILL, Dwayne		1-3	0-1	0-0	0	1	1	2	2	1	2	0	0	25	
Team						4	1	5								
Totals			25-50	7-15	11-18	9	18	27	13	68	16	14	2	5	200	
FG % 1st Half: 12-22			54.5%	2nd half 13-28	46.4%	Game: 25-50			50.0%	Deadball Rebound						
3FG % 1st Half: 2-6			33.3%	2nd half 5-9	55.6%	Game: 7-15			46.7%	2						
FT % 1st Half: 3-6			50.0%	2nd half 8-12	66.7%	Game: 11-18			61.1%							

Officials: Bart Lenox,Chuck Jones,Leslie Jones
Technical fouls: VCU-None. Dayton-None.
Attendance: 13147

Score by periods	1st	2nd	Total
VCU	41	28	69
Dayton	29	39	68

Official Basketball Box Score --Game Totals -- Final Statistics
Dayton vs Davidson
2/19/19 6:05 pm ET at Davidson, N.C. -- John M. Belk Arena

Dayton 74 • 17-9, 9-4 A-10

#	Player	*	Total		3-Ptr	Rebounds			PF	TP	A	TO	Blk	Stl	Min
			FG-FGA	FG-FGA		Off	Def	Tot							
00	CUNNINGHAM, Josh	*	6-6	0-0	9-10	1	2	3	21	0	2	0	0	26	
01	TOPPIN, Obi	*	6-10	1-1	5-8	2	10	12	1	18	3	2	0	0	34
04	DAVIS, Jordan	*	5-10	4-7	1-2	1	3	4	3	15	1	1	0	2	38
10	CRUTCHER, Jalen	*	2-10	0-5	4-6	0	4	4	4	8	4	3	0	0	39
33	MIKESELL, Ryan	*	4-8	2-6	0-0	0	3	3	1	10	3	1	1	1	36
03	LANDERS, Trey	*	0-3	0-0	0-0	0	1	1	4	0	0	0	0	0	9
35	COHILL, Dwayne	*	1-3	0-1	0-0	0	0	0	3	2	1	0	0	0	18
Team						1	1	2							
Totals			24-50	7-20	19-26	5	24	29	19	74	12	9	1	3	200
FG % 1st Half: 13-28			46.4%	2nd half 11-22	50.0%	Game: 24-50			48.0%	Deadball Rebound					
3FG % 1st Half: 4-12			33.3%	2nd half 3-8	37.5%	Game: 7-20			35.0%	2					
FT % 1st Half: 7-10			70.0%	2nd half 12-16	75.0%	Game: 19-26			73.1%						

Davidson 73 • 19-7, 10-3 A-10

#	Player	Total		3-Ptr	Rebounds			PF	TP	A	TO	Blk	Stl	Min
		FG-FGA	FG-FGA	FT-FTA	Off	Def	Tot							
03	GUDMUNDSSON, Jon A	* 9-18	1-5	7-9	1	7	8	2	26	5	1	0	1	38
20	PRITCHETT, KiShawn	* 3-7	3-6	4-4	1	1	2	1	13	2	1	1	1	36
31	GRADY, Kellan	* 6-14	0-2	6-7	0	4	4	1	18	1	2	0	2	37
34	FRAMPTON, Luke	* 2-7	2-7	0-0	2	2	4	3	6	2	2	0	0	33
35	BRAJKOVIC, Luka	* 1-3	0-0	0-0	0	5	5	4	2	0	3	1	0	12
24	COLLINS, Carter	1-3	0-1	0-0	2	3	5	2	2	0	0	0	1	20
25	JONES, Bates	0-0	0-0	0-0	0	0	0	5	0	1	0	0	0	6
43	KOVACEVIC, Dusan	3-5	0-0	0-0	3	2	5	2	6	2	0	0	0	18
Team					1	2	3							
Totals		25-57	6-21	17-20	10	26	36	20	73	13	9	2	5	200
FG % 1st Half: 7-25		28.0%	2nd half 18-32	56.3%	Game: 25-57		43.9%	Deadball Rebound						
3FG % 1st Half: 4-12		33.3%	2nd half 2-9	22.2%	Game: 6-21		28.6%	1						
FT % 1st Half: 7-8		87.5%	2nd half 10-12	83.3%	Game: 17-20		85.0%							

Officials: Raymie Styons, Ron Groover, Brian Dorsey
Technical fouls: Dayton-None. Davidson-None.
Attendance: 4423

Score by periods	1st	2nd	Total
Dayton	37	37	74
Davidson	25	48	73

Official Basketball Box Score --Game Totals -- Final Statistics
Saint Louis vs Dayton
2/23/19 4:05 pm ET at Tom Blackburn Court at UD Arena

Saint Louis 62 • 17-10

#	Player		Total		3-Ptr	Rebounds			PF	TP	A	TO	Blk	Stl	Min
			FG-FGA	FG-FGA	FT-FTA	Off	Def	Tot							
01	D.J. Foreman	f	7-9	0-0	1-2	1	1	2	3	15	0	5	0	0	32
11	Hasahn French	f	3-5	0-0	2-6	0	3	3	5	8	1	3	0	0	21
00	Jordan Goodwin	g	3-8	1-2	0-2	3	3	6	2	7	3	2	0	2	39
02	Tramaine Isabell Jr.	g	10-18	2-3	1-2	1	1	2	0	23	7	1	0	1	40
03	Javon Bess	g	2-13	0-5	2-2	2	10	12	3	6	1	0	0	2	40
15	Demarius Jacobs		0-0	0-0	0-0	0	0	0	0	0	0	0	0	0	1
20	Fred Thatch Jr.		1-2	1-2	0-0	0	2	2	5	3	0	0	0	1	23
23	KC Hankton		0-1	0-1	0-0	0	0	0	0	0	0	0	0	0	4
Team						2	1	3							
Totals			26-56	4-13	6-14	9	21	30	18	62	12	11	0	6	200
FG % 1st Half: 10-27			37.0%	2nd half 16-29	55.2%	Game: 26-56			46.4%	Deadball Rebound					
3FG % 1st Half: 1-6			16.7%	2nd half 3-7	42.9%	Game: 4-13			30.8%	4					
FT % 1st Half: 0-3			0.0%	2nd half 6-11	54.5%	Game: 6-14			42.9%						

Dayton 70 • 18-9

#	Player		Total		3-Ptr	Rebounds			PF	TP	A	TO	Blk	Stl	Min
			FG-FGA	FG-FGA	FT-FTA	Off	Def	Tot							
00	CUNNINGHAM, Josh	f	5-5	0-0	3-6	4	2	6	2	13	2	1	0	1	31
01	TOPPIN, Obi	f	4-9	0-1	3-4	2	8	10	2	11	4	0	0	0	37
33	MIKESELL, Ryan	f	4-7	2-4	2-3	2	3	5	2	12	2	3	0	1	33
04	DAVIS, Jordan	g	3-6	3-6	0-0	0	2	2	1	9	1	3	1	0	31
10	CRUTCHER, Jalen	g	6-12	4-8	1-2	0	5	5	1	17	5	5	1	0	38
02	Frankie Policelli		0-1	0-0	0-0	0	1	1	1	0	0	1	0	0	3
03	LANDERS, Trey		2-4	1-1	3-5	0	3	3	2	8	0	0	0	0	17
35	COHILL, Dwayne		0-4	0-2	0-0	0	1	1	0	0	0	1	0	0	10
	Team					0	0	0				1			
Totals			24-48	10-22	12-20	8	25	33	11	70	14	15	2	2	200
FG % 1st Half: 8-24			33.3%	2nd half 16-24	66.7%	Game: 24-48			50.0%	Deadball					
3FG % 1st Half: 3-11			27.3%	2nd half 7-11	63.6%	Game: 10-22			45.5%	Rebound					
FT % 1st Half: 3-5			60.0%	2nd half 9-15	60.0%	Game: 12-20			60.0%	3					

BOX SCORES

Official Basketball Box Score -- Game Totals -- Final Statistics Rhode Island vs Dayton 3/1/19 7:01 pm ET at Tom Blackburn Court at UD Arena

Rhode Island 72 • 14-14

#	Player	Total		3-Ptr		Rebounds			PF	TP	A TO Blk Stl					Min
		FG-FGA	FT-FTA	FG-FGA	FT-FTA	Off	Def	Tot			A	TO	Blk	Stl		
00	Jermaine Harris	f	1-1	0-0	0-0	0	1	1	4	2	1	1	0	0		10
10	Cyril Langevine	f	12-14	0-0	2-3	1	7	8	4	26	1	1	3	2		44
01	Fatts Russell	g	9-20	4-9	1-2	1	5	6	1	23	5	3	0	4		43
04	Tyrese Martin	g	0-5	0-4	0-1	1	3	4	3	0	1	3	0	1		32
11	Jeff Dowtin	g	4-11	2-6	0-1	0	0	0	1	10	5	2	0	2		41
12	Dana Tate		4-9	1-3	0-0	2	2	4	2	9	0	1	0	0		33
25	Christian Thompson		1-3	0-0	0-0	1	1	2	5	2	2	0	0	0		22
Team						1	0	1			1					
Totals			31-63	7-22	3-7	7	19	26	20	72	15	12	3	9		225

FG % 1st Half: 16-28 57.1% 2nd half 11-28 39.3% OT: 4-7 57.1% Game: 31-63 49.2% Deadball
3FG % 1st Half: 5-12 41.7% 2nd half 2-10 20.0% OT: 0-0 0.0% Game: 7-22 31.8% Rebound
FT % 1st Half: 1-2 50.0% 2nd half 1-2 50.0% OT: 1-3 33.3% Game: 3-7 42.9%

Dayton 70 • 19-10

#	Player	Total		3-Ptr		Rebounds			PF	TP	A TO Blk Stl					Min
		FG-FGA	FT-FTA	FG-FGA	FT-FTA	Off	Def	Tot			A	TO	Blk	Stl		
00	CUNNINGHAM, Josh	f	1-3	0-0	2-2	0	5	5	3	4	0	2	1	1		30
01	TOPPIN, Obi	f	11-14	1-2	3-5	2	9	11	3	26	7	3	1	0		42
33	MIKESELL, Ryan	f	7-10	1-3	8-9	1	10	11	0	23	3	2	1	0		42
04	DAVIS, Jordan	g	1-4	1-4	2-2	0	0	0	1	5	1	1	0	1		35
10	CRUTCHER, Jalen	g	3-10	0-4	2-2	0	2	2	2	8	6	6	0	2		44
03	LANDERS, Trey		0-2	0-0	0-0	2	2	4	3	0	0	3	0	0		19
35	COHILL, Dwayne		2-4	0-1	0-0	0	0	0	1	4	0	2	0	2		13
Team						1	1	2								
Totals			25-47	3-14	17-20	6	29	35	13	70	17	19	3	6		225

FG % 1st Half: 11-19 57.9% 2nd half 11-21 52.4% OT: 3-7 42.9% Game: 25-47 53.2% Deadball
3FG % 1st Half: 1-5 20.0% 2nd half 2-7 28.6% OT: 0-2 0.0% Game: 3-14 21.4% Rebound
FT % 1st Half: 8-10 80.0% 2nd half 8-9 88.9% OT: 1-1 100.0% Game: 17-20 85.0%

Officials: D.J. Carstensen,Paul Szeic,Bo Boroski
Technical fouls: Rhode Island-None. Dayton-None.
Attendance: 13147

Score by periods	1st	2nd	OT	Total
Rhode Island	38	25	9	72
Dayton	31	32	7	70

Official Basketball Box Score -- Game Totals -- Final Statistics La Salle vs Dayton 3/6/19 7:07 pm ET at Tom Blackburn Court at UD Arena

La Salle 39 • 9-20

#	Player	Total		3-Ptr		Rebounds			PF	TP	A TO Blk Stl					Min
		FG-FGA	FT-FTA	FG-FGA	FT-FTA	Off	Def	Tot			A	TO	Blk	Stl		
24	Jared Kimbrough	f	3-4	0-0	2-2	3	6	9	1	8	2	1	2	1		31
04	Miles Brookins	c	0-1	0-0	0-0	0	0	0	3	0	0	1	0	0		11
10	Isiah Deas	g	4-14	0-7	0-0	1	1	2	0	8	1	2	0	0		20
13	Saul Phiri	g	2-7	2-6	0-0	0	0	0	4	6	0	3	0	1		27
25	Traci Carter	g	3-8	0-4	0-0	1	2	3	3	6	0	2	0	2		28
00	Pookie Powell		0-9	0-3	0-0	0	7	7	0	0	2	0	0	1		22
01	David Beatty		3-9	2-5	1-2	0	2	2	3	9	1	2	2	0		30
11	Ed Crosswell		0-1	0-0	0-0	0	1	1	4	0	0	1	1	0		14
12	Cheddi Mosely		0-1	0-1	0-0	0	0	0	0	0	0	0	0	0		2
14	Andrew Lafond		0-0	0-0	0-0	0	0	0	0	0	0	0	0	0		2
23	Jayson Brower		0-1	0-1	0-0	0	0	0	0	0	0	0	0	0		2
31	Cian Sullivan		1-2	0-0	0-0	3	2	5	1	2	0	1	0	0		11
Team						2	0	2								
Totals			16-57	4-27	3-4	10	21	31	19	39	6	13	5	5		200

FG % 1st Half: 8-28 28.6% 2nd half 8-29 27.6% Game: 16-57 28.1% Deadball
3FG % 1st Half: 2-12 16.7% 2nd half 2-15 13.3% Game: 4-27 14.8% Rebound
FT % 1st Half: 0-0 0.0% 2nd half 3-4 75.0% Game: 3-4 75.0%

Dayton 70 • 20-10

#	Player	Total		3-Ptr		Rebounds			PF	TP	A TO Blk Stl					Min
		FG-FGA	FT-FTA	FG-FGA	FT-FTA	Off	Def	Tot			A	TO	Blk	Stl		
00	CUNNINGHAM, Josh	f	6-8	1-1	5-6	3	2	5	1	18	1	0	0	1		33
01	TOPPIN, Obi	f	6-9	0-1	1-2	1	3	4	0	13	3	2	0	1		29
33	MIKESELL, Ryan	f	4-8	2-5	2-2	1	2	3	3	12	3	1	0	0		27
10	CRUTCHER, Jalen	g	4-12	1-4	2-2	0	12	12	1	11	6	4	0	1		37
23	WESTERFIELD, Jack	g	1-4	1-2	0-0	0	1	1	0	3	0	0	0	0		4
02	Frankie Policelli		0-0	0-0	0-0	0	1	1	0	0	0	0	0	0		2
03	LANDERS, Trey		2-5	1-1	2-4	2	4	6	0	7	2	1	0	1		25
04	DAVIS, Jordan		0-2	0-1	0-0	0	0	0	1	0	0	3	0	1		13
35	COHILL, Dwayne		2-3	0-1	2-3	0	3	3	0	6	3	0	0	0		29
52	GREER, Camron		0-0	0-0	0-0	0	0	0	0	0	1	0	0	0		1
Team						1	3	4								
Totals			25-51	6-16	14-19	8	31	39	6	70	19	11	0	5		200

FG % 1st Half: 9-28 32.1% 2nd half 16-23 69.6% Game: 25-51 49.0% Deadball
3FG % 1st Half: 1-8 12.5% 2nd half 5-8 62.5% Game: 6-16 37.5% Rebound
FT % 1st Half: 6-10 60.0% 2nd half 8-9 88.9% Game: 14-19 73.7%

Officials: John Gaffney,Brent Hampton,Pat Driscoll
Technical fouls: La Salle-None. Dayton-None.
Attendance: 13147

Score by periods	1st	2nd	Total
La Salle	18	21	39
Dayton	25	45	70

Official Basketball Box Score -- Game Totals -- Final Statistics Dayton vs Duquesne 3/9/19 7:02 pm ET at Pittsburgh,Pa.

Dayton 78 • 21-10, 13-5

#	Player	Total		3-Ptr		Rebounds			PF	TP	A TO Blk Stl					Min
		FG-FGA	FT-FTA	FG-FGA	FT-FTA	Off	Def	Tot			A	TO	Blk	Stl		
00	CUNNINGHAM, Josh	f	2-5	0-0	2-4	0	5	5	2	6	2	1	0	0		31
01	TOPPIN, Obi	f	8-13	0-0	3-3	3	4	7	3	19	2	3	1	1		23
33	MIKESELL, Ryan	f	7-11	3-4	0-0	2	5	7	2	17	1	1	1	0		37
04	DAVIS, Jordan	g	2-10	2-8	0-0	0	3	3	0	6	2	0	0	2		32
10	CRUTCHER, Jalen	g	4-9	2-6	6-8	1	3	4	0	16	9	2	0	0		37
03	LANDERS, Trey		4-4	0-0	2-2	3	6	9	4	10	2	1	0	0		17
2	POLICELLI, Frankie		0-0	0-0	0-0	0	0	0	0	0	0	0	0	0		1
23	WESTERFIELD, Jack		0-0	0-0	0-0	0	0	0	0	0	0	0	0	0		1
35	COHILL, Dwayne		2-3	0-0	0-0	0	1	1	3	4	1	4	0	1		20
51	LEONARD, Jabali		0-0	0-0	0-0	0	0	0	0	0	0	1	0	0		1
Team						1	0	1			1					
Totals			29-55	7-18	13-17	10	27	37	14	78	19	14	2	4		200

FG % 1st Half: 16-30 53.3% 2nd half 13-25 52.0% Game: 29-55 52.7% Deadball
3FG % 1st Half: 3-9 33.3% 2nd half 4-9 44.4% Game: 7-18 38.9% Rebound
FT % 1st Half: 2-4 50.0% 2nd half 11-13 84.6% Game: 13-17 76.5%

Duquesne 67 • 19-12, 10-8

#	Player	Total		3-Ptr		Rebounds			PF	TP	A TO Blk Stl					Min
		FG-FGA	FT-FTA	FG-FGA	FT-FTA	Off	Def	Tot			A	TO	Blk	Stl		
05	Marcus Weathers	f	2-4	0-1	3-4	0	3	3	4	7	2	1	2	0		26
21	Michael Hughes	c	5-9	0-3	2-4	0	3	3	4	12	0	1	0	1		22
03	Frankie Hughes	g	2-8	2-4	0-0	1	2	3	0	6	1	0	0	0		31
35	Sincere Carry	g	3-10	0-4	4-4	1	1	2	2	10	8	5	0	1		37
50	Eric Williams Jr.	g	9-14	2-6	1-1	5	4	9	3	21	0	1	0	1		34
00	Tavian Dunn-Martin		1-7	0-3	0-0	0	1	1	0	2	1	0	0	0		21
14	Gavin Bizeau		0-0	0-0	0-0	0	1	1	1	0	0	0	0	0		4
20	TAYLOR, Kellon		0-1	0-0	0-0	0	0	0	0	0	0	0	0	0		7
22	Lamar Norman Jr.		3-6	3-4	0-0	1	0	1	1	9	0	0	0	0		17
32	SNYDER, Zach		0-1	0-1	0-0	0	0	0	0	0	0	0	0	0		1
Team						1	2	3								
Totals			25-60	7-26	10-13	9	17	26	15	67	12	8	2	3		200

FG % 1st Half: 12-28 42.9% 2nd half 13-32 40.6% Game: 25-60 41.7% Deadball
3FG % 1st Half: 1-13 7.7% 2nd half 6-13 46.2% Game: 7-26 26.9% Rebound
FT % 1st Half: 4-7 57.1% 2nd half 6-6 100.0% Game: 10-13 76.9%

Officials: Kenneth Clark, Justin Porterfield, John Floyd
Technical fouls: Dayton-None. Duquesne-Eric Williams Jr..
Attendance: 4057

Score by periods	1st	2nd	Total
Dayton	37	41	78
Duquesne	29	38	67

Official Basketball Box Score -- Game Totals -- Final Statistics Saint Louis vs Dayton

THE LAST TIME

A FLYER SCORED 50 POINTS IN A GAME

Donald Smith scored 52 @ Loyola (2/3/73)

A FLYER SCORED 40 POINTS IN A GAME

Negele Knight scored 42 @ Detroit Mercy (2/24/90)

A FLYER SCORED 30 POINTS IN A GAME

Josh Cunningham scored 32 points vs. Rhode Island (1/20/18)

A FLYER SCORED 25 POINTS IN A GAME

Obi Toppin scored 26 points vs. Duquesne (2/2/19)

A FLYER GRABBED 25 REBOUNDS IN A GAME

George Jackson grabbed 25 vs. Tampa (2/24/71)

A FLYER GRABBED 20 REBOUNDS IN A GAME

Chris Johnson grabbed 20 rebounds vs. Duquesne (1/9/10)

A FLYER GRABBED 15 REBOUNDS IN A GAME

Josh Cunningham grabbed 18 rebounds vs. Georgia State (12/16/17)

A FLYER RECORDED A DOUBLE-DOUBLE

Jalen Crutcher tallied 11 points and 12 rebounds vs. La Salle (3/6/19)

TWO FLYERS RECORDED A DOUBLE-DOUBLE

Obi Toppin tallied 26 points and 11 rebounds, and Ryan Mikesell had 23 points and 11 rebounds, vs. Rhode Island (3/1/19)

A FLYER SCORED 20 POINTS AND GRABBED 20 REBOUNDS IN A GAME

Chris Johnson scored 26 points and grabbed 20 rebounds vs. Duquesne (1/9/10)

A FLYER HAD 10 ASSISTS IN A GAME

Jalen Crutcher had 11 assists at GW (1/9/19)

A FLYER WAS 10-10 FROM THE FIELD IN A GAME

Obi Toppin was 11-11 vs. WMU (12/19/18)

A FLYER WAS 10-10 FROM THE LINE IN A GAME

Darrell Davis was 10-10 vs. St. Bonaventure (1/3/18)

A FLYER WAS 15-15 FROM THE LINE IN A GAME

Edwin Young was 18-18 vs. Northeastern Louisiana (12/18/97)

THE FLYERS WON BY 30 POINTS

Dayton beat La Salle, 70-39 (3/6/198)

THE FLYERS WON BY 40 POINTS

Dayton beat Fordham, 96-51 (1/23/13)

THE FLYERS WON BY 50 POINTS

Dayton beat Prairie View 110-52, (12/29/97)

THE FLYERS LOST BY 30 POINTS

Cincinnati beat Dayton, 68-34 (11/27/10)

THE FLYERS LOST BY 40 POINTS

Cincinnati beat Dayton, 116-63 (2/12/95)

THE FLYERS LOST BY 50 POINTS

Cincinnati beat Dayton, 116-63 (2/12/95)

THE FLYERS SHOT 70 PERCENT FROM THE FIELD

Dayton shot .775 (31-40) vs. Southern (3/1/86)

THE FLYERS SHOT 65 PERCENT FROM THE FIELD

Dayton shot .685 (37-54) vs. Detroit Mercy (12/4/18)

THE FLYERS SHOT 100 PERCENT FROM THE LINE (Minimum 10 FTA)

Dayton shot 1.000 (11-11) vs. Charlotte (1/7/06)

THE FLYERS SHOT LOWER THAN 30 PERCENT FROM THE FIELD

Dayton shot .246 (15-57) at Saint Louis (2/4/12)

THE FLYERS SHOT LOWER THAN 25 PERCENT FROM THE FIELD

Dayton shot .246 (15-57) at Saint Louis (2/4/12)

THE FLYERS MADE NO 3'S IN A GAME

Dayton went 0-11 at Saint Louis (1/22/09)

LAST TIME UD SCORED 80+ POINTS

Dayton 89, St. Bonaventure 86 2 OT (1/19/19)

LAST TIME UD ALLOWED 80+ POINTS

Dayton 89, St. Bonaventure 86 2 OT (1/19/19)

LAST TIME UD SCORED 90+ POINTS

Dayton 94, Georgia Southern 90 (12/29/18)

LAST TIME UD ALLOWED 90+ POINTS

Dayton 94, Georgia Southern 90 (12/29/18)

THE FLYERS SCORED 100 POINTS IN A GAME

Dayton 106, VCU, 79 (1/12/18)

THE FLYERS SCORED 100 POINTS AND LOST

Southern beat Dayton, 116-112 (12/15/90)

THE FLYERS ALLOWED 100 POINTS IN A GAME

George Washington 100, Dayton 90 (3/4/99)

SEASON & CAREER HIGHS

SEASON HIGHS

0 JOSH CUNNINGHAM

Points: 28, Western Michigan, 12/19/18
Rebounds: 13 at George Washington, 1/9/19
Assists: 5, Georgia Southern, 12/29/18

1 OBI TOPPIN

Points: 26, twice, 3/1/19
Rebounds: 12 twice
Assists: 7 vs. Rhode Island, 3/1/19

2 FRANKIE POLLICELLI

Points: 8 at Fordham, 1/26/19
Rebounds: 3 at Fordham, 1/26/19
Assists: 4 vs. Detroit Mercy, 12/4/18

3 TREY LANDERS

Points: 15 twice
Rebounds: 14 vs. Prebyterian, 12/22/18
Assists: 5 vs. Detroit Mercy, 12/4/18

4 JORDAN DAVIS

Points: 25 at George Washington, 1/9/19
Rebounds: 8 at St. Bonaventure, 1/18/19
Assists: 7 vs. Detroit Mercy, 12/4/18

10 JALEN CRUTCHER

Points: 20 vs. Butler, 11/21/18
Rebounds: 12, La Salle, 3/6/19
Assists: 11 at George Washington, 1/9/19

23 JACK WESTERFIELD

Points: 3 twice
Rebounds: 1 twice
Assists: 1 at Fordham, 1/26/19

31 JHERY MATOS

Points: 7 vs. Purdue Fort Wayne, 11/16/18
Rebounds: 6 vs. Purdue Fort Wayne, 11/16/18
Assists: 4 vs. Purdue Fort Wayne, 11/16/18

33 RYAN MIKESELL

Points: 23 vs. Rhode Island, 3/1/19
Rebounds: 11 vs. Rhode Island, 3/1/19
Assists: 6 vs. North Florida, 11/7/18

35 DWAYNE COHILL

Points: 8 vs. Prebyterian, 12/22/18
Rebounds: 3 twice
Assists: 3 twice

52 CAMRON GREER

Points: 3 at Rhode Island, 2/9/19
Rebounds: 1 twice
Assists: 1 vs. La Salle, 3/6/19

CAREER HIGHS

0 JOSH CUNNINGHAM

Points: 32 vs. Rhode Island, 1/20/18
Rebounds: 19, vs. Ohio, 11/17/17 (Charleston Classic)
Assists: 5 vs. twice

1 OBI TOPPIN

Points: 26, twice, 3/1/19
Rebounds: 12 twice
Assists: 7 vs. Rhode Island, 3/1/19

2 FRANKIE POLLICELLI

Points: 8 at Fordham, 1/26/19
Rebounds: 3 at Fordham, 1/26/19
Assists: 4 vs. Detroit Mercy, 12/4/18

3 TREY LANDERS

Points: 26 vs. Fordham, 2/17/18
Rebounds: 14 vs. Prebyterian, 12/22/18
Assists: 9 vs. Duquesne, 2/7/18

4 JORDAN DAVIS

Points: 25 at George Washington, 1/9/19
Rebounds: 8 at St. Bonaventure, 1/18/19
Assists: 7 vs. Detroit Mercy, 12/4/18

10 JALEN CRUTCHER

Points: 23 at Saint Joseph's, 1/17/18
Rebounds: 12, La Salle, 3/6/19
Assists: 11 at George Washington, 1/9/19

23 JACK WESTERFIELD

Points: 5 at Saint Joseph's, 1/17/18
Rebounds: 1 four times
Assists: 1 at Fordham, 1/26/19

31 JHERY MATOS

Points: 7 vs. Purdue Fort Wayne, 11/16/18
Rebounds: 6 vs. Purdue Fort Wayne, 11/16/18
Assists: 4 vs. Purdue Fort Wayne, 11/16/18

33 RYAN MIKESELL

Points: 23 vs. Rhode Island, 3/1/19
Rebounds: 11 twice
Assists: 6 vs. North Florida, 11/7/18

35 DWAYNE COHILL

Points: 8 vs. Prebyterian, 12/22/18
Rebounds: 3 twice
Assists: 3 twice

52 CAMRON GREER

Points: 3 twice
Rebounds: 1 twice
Assists: 1 vs. La Salle, 3/6/19



ANTHONY GRANT

Head Coach

Overall Record: 228-138

Dayton Record: 35-28

The University of Dayton announced Anthony Grant as the 20th head coach in Flyer Basketball history on March 30, 2017.

"I am honored and humbled to be the head coach at the University of Dayton," Grant said. "It's a great responsibility to take over at an institution that is so well-respected. Anyone you talk to in college basketball would say our program is a successful one, but the potential is here for so much more."

Grant was most recently on the coaching staff of the NBA's Oklahoma City Thunder, working with athletes such as Kevin Durant and Russell Westbrook. He spent the last two seasons on Billy Donovan's staff after nine seasons as head coach at Alabama and VCU and 13 seasons as a Division I assistant coach.

In nine seasons as a head coach, Grant took his teams to three NCAA tournament appearances and six postseason tournament berths. He won his 200th career game at Dayton on Jan. 3, 2018.

Grant is also a 1987 graduate of the University of Dayton, where he was a four-year basketball letterwinner and three-year starter. He played in 105 games at Dayton, averaging 11.6 points and 6.7 rebounds per game over his career. He was the Flyers' co-captain and the White-Allen Most Valuable Player as a senior. His teams played in two NCAA tournaments and one NIT.

"I join Neil and the entire Flyer Nation in offering a warm welcome to Coach Grant, his wife Christina and their family," UD President Eric F. Spina said. "In our time together, Anthony clearly demonstrated his ability, his desire to be here and is a clear fit with the University's values and priorities, which include integrity, the development of character, and winning."

In six years at Alabama, Grant amassed a record of 117-85 (.579) while guiding the Crimson Tide to the 2012 NCAA Tournament, their first tournament berth since 2006. He also took Alabama to the NIT three times.

Prior to Alabama, the Miami, Fla. native spent three seasons as the head coach of VCU where he led the Rams to a 76-25 (.752) record and three consecutive Colonial Athletic Association Championships. VCU went to the NCAA tournament twice under Grant and was 45-9 (.833) in CAA games.

Prior to becoming a head coach, Grant spent 13 years as a respected Division I assistant coach. The last 10 years were at the University of Florida (1996-2006) where he served under Donovan. Grant helped lead the Gators to their first national title in 2006, and Florida won the national title again in 2007 with players he recruited and developed. Current staffers Donnie Jones and Darren Hertz were also at Florida at the time.

The 20th coach in Dayton's history, Grant is just the seventh Flyer coach in the last 70 years. In the modern era of UD basketball, Grant is just the second Dayton grad to coach the Flyers. The first was his coach, College BB Hall of Famer Don Donoher (1964-89).

He and his wife Christina have four children.

ANTHONY GRANT CAREER COACHING RECORD

YEAR	SCHOOL	RECORD
2006-07	VCU	28-7 (.800)
2007-08	VCU	24-8 (.750)
2008-09	VCU	24-10 (.706)
2009-10	Alabama	17-15 (.531)
2010-11	Alabama	25-12 (.676)
2011-12	Alabama	21-12 (.636)
2012-13	Alabama	23-13 (.639)
2013-14	Alabama	13-19 (.406)
2014-15	Alabama	18-14 (.563)
2017-18	Dayton	14-17 (.452)
2018-19	Dayton	21-11 (.656)
Totals	10+ Seasons	228-138 (.623)



JOSH CUNNINGHAM

RS Senior • F • 6-8 • 233 • Chicago, Ill. / Morgan Park

O

2018-19 Season Highs

Points	28, WMU (12/19/18)
Rebounds	13, at GW (1/9/19)
Assists	5, Ga. Southern (12/29/18)
Steals	3 vs. Mississippi State (11/30/18)
Blocks	1 Twice
FG's Made	11, Richmond (1/6/19)
FT's Made	9, at Davidson (2/19/19)
3-PT FG Made	1, at Auburn (12/8/18)
Minutes	45 at SBU (1/19/19)

College Career Highs

Points	32, Rhode Island (1/20/18)
Rebounds	21, Missouri State (2/25/15)
Assists	5, Twice
Steals	4, Illinois-Chicago (12/28/14)
Blocks	3, Wagner (12/23/17)
FG's Made	13, Rhode Island (1/20/18)
FT's Made	13, Georgia State (12/16/17)
3-PT FG Made	3, Northern Iowa (3/6/15)
Minutes	52, Missouri State (2/25/15)

TRACKING JOSH IN 2018-19

- Named a co-captain for the third consecutive season.
- Selected First Team Preseason All-Atlantic 10.
- Missed first two games of the season with a hand injury suffered the eve of the opener.
- Scored 20 points (9-10 FG) with 8 rebounds in his season debut vs. Purdue Fort Wayne.
- Averaged 12.7 points and 7.0 rebounds at the Battle4Atlantis, making 15 of 26 shots (.577).
- Missed four days of practice (food poisoning) but came off the bench for 11 points vs. MSU.
- Scored 20 points (7-11 FG/ 6-8 FT) vs. Detroit Mercy.
- At No. 8 Auburn, had 14 points (6-8 FG).
- Scored 15 points (7-11 FG) in the Tulsa game.
- Had 28 points (10-13 FG, 8-8 FT), eight rebounds and four assists vs. Western Michigan.
- Tallied 25 points (10-14 FG, 5-7 FT) and five assists in the Georgia Southern win.
- A-10 Co-Player of the Week after Georgia Southern.
- Scored 25 points (11-14 FG) for the second straight game with 10 rebounds vs. Richmond.
- Held to just one field goal attempt, but grabbed 13 rebounds in the win at GW.
- Scored 15 points with four assists against UMass.
- Had 13 points (5-6 FG) and eight rebounds at VCU.
- Tallied 14 points and four assists in the St. Bonaventure double-overtime win.
- Led all scorers with 15 points (6-9 FG) vs. George Mason.
- Had 15 points and 11 rebounds in just 23 minutes at Fordham.
- Limited to three points in the St. Joe's win, but had 11 rebounds.
- Held to three points again vs. Duquesne, but had 10 rebounds.
- Scored 13 points (6-8 FG) in the Rhode Island win.
- Had 10 points against VCU in Dayton.
- Was 6-6 from the field and 9-10 from the line in his 21-point game at Davidson. Sank the game-winning free throw with 2.2 seconds left.
- Scored 13 points (5-5 FG) with six rebounds (four offensive) in the Saint Louis win.
- Had 18 (7-8 FG, 4-5 FT) at UMass. Had a string of 18 straight makes end at UMass.
- Led UD with 18 points (16 in the final eight minutes) on Senior Night vs. La Salle
- Was limited to just four shots (made three) in seven-point, five-rebound effort vs. SLU.
- Three of his five double-digit rebounding efforts this season have come when he was limited to single-digit points.

2017-18

- Named a team co-captain for the second consecutive season.
- Scored the game-winning field goal with 0.1 seconds remaining to finish with 22 points and eight rebounds versus Ball State.
- Led all players with 20 points on 7 of 10 shooting and 16 rebounds against Akron.
- Scored 21 points on 9 of 9 shooting from the field and had eight rebounds against Penn.
- Recorded game highs of 29 points and 18 rebounds against Georgia State.
- Led all scorers with 20 points on 8 of 8 shooting from the field at Richmond.
- Had game highs of 32 points and 12 rebounds on 13 of 18 shooting versus Rhode Island.
- Tallied a double-double with team-highs of 27 points and 11 rebounds at UMass.
- Recorded 21 points and 11 rebounds against Duquesne.
- On March 6, he was named to the Atlantic 10 All-Conference Third Team.

2016-17

- Named a team co-captain for the 2016-17 season before playing a game for Dayton.
- In the home opener versus Austin Peay, he tallied 13 points and six rebounds.
- Scored 12 points (all in the second half) on 5 of 6 shooting from the field at Alabama before severely injuring his ankle after being fouled on a fastbreak dunk attempt.
- He returned to action at Rhode Island after missing 21 games. He played two minutes.
- Recorded 12 points on 4 of 5 field goals to go with four assists and two steals at Saint Louis.
- Tallied 10 points on 4 of 5 shooting from the field to go with four rebounds against VCU.

2015-16

- Sat out the season due to an NCAA transfer rules.

2014-15 AT BRADLEY

- Led team in rebounding (7.5) and averaged 7.9 points a game.
- Second-leading rebounder in the MVC, and named to league's All-Freshman Team.

HIGH SCHOOL

- Top-100 prospect (No. 98 on the ESPN Top 100).
- Averaged 21.6 points, 14.5 rebounds, and 2.9 assists as a senior in 2013-14.
- First-team all-state honors from AP and Illinois Basketball Coaches Association.

Career Statistics

Season	GP-GS	MIN/AVG	Total		3-Point		Free-Throws		Rebounds										Scoring	
			FG-FGA	PCT.	FG-FGA	PCT.	FT-FTA	PCT.	OFF	DEF	TOT	AVG	PF	FO	AST	TO	BLK	STL	PTS	AVG
2016-17	11-2	162/14.7	25-42	.595	0-0	.000	19-24	.792	13	19	32	2.9	24	0	7	12	1	3	69	6.3
2017-18	31-31	981/31.6	186-288	.646	8-34	.235	103-149	.691	79	182	261	8.4	96	3	54	71	13	16	493	15.6
2018-19	30-29	881/29.4	154-240	.642	6-14	.429	93-149	.624	53	137	190	6.3	70	0	46	60	3	18	407	13.6
TOTAL	721-62	2024/28.3	1365-570	.640	14-48	.292	215-322	.668	145	338	483	6.7	190	3	107	143	17	37	959	13.3



OBI TOPPIN

RS Freshman • F • 6-9 • 220 • Ossining, N.Y. / Mt. Zion Prep

1

2018-19 Season Highs

Points	26 Twice
Rebounds	12 Twice
Assists	7, Rhode Island (3/1/19)
Steals	4, Duquesne (2/2/19)
Blocks	3, Richmond (1/6/19)
FG's Made	11 Three times
FT's Made	5 Twice
3-PT FG Made	1, Eight times
Minutes	42, Rhode Island (3/1/19)

Career Highs

Points	26 Twice
Rebounds	12 Twice
Assists	7, Rhode Island (3/1/19)
Steals	4, Duquesne (2/2/19)
Blocks	3, Richmond (1/6/19)
FG's Made	11 Three times
FT's Made	5 Twice
3-PT FG Made	1, Eight times
Minutes	42, Rhode Island (3/1/19)

TRACKING OBI IN 2018-19

- Named A-10 Rookie of the Week in the first week of the season.
- Began career with double-double (18/10) vs. North Florida.
- Scored 19 (8-10) FG vs. Coppin State.
- Came off the bench for 13 points (6-7 FG) vs. No. 4 Virginia.
- Had 22 points (10-13 FG) and 11 rebounds vs. Detroit Mercy.
- Early fouls limited him to three first-half minutes at No. 8 Auburn, but he scored 10 points (4-4 FG) in the second half.
- Had 13 points (4-7 FG, 5-6 FT) in 19 minutes against Tulsa.
- Tied the UD record for single game FG% by going 11-for-11 (six dunks, 22 points) vs. WMU.
- A-10 Co-Rookie of the Week after 22 points (9-10 FG) against Georgia Southern.
- Tomahawked home his only miss on an offensive rebound vs. Georgia Southern
- Repeated as A-10 RoW when he had 16 points and 9 boards (12 & 8 2nd half) vs. Richmond.
- Scored just one bucket but had four assists and three steals in the UMass win.
- Had 10 points (5-5 FG) in SBU 2 OT win.
- Scored 11 points (5-5 FG) against George Mason
- Tallied 19 points and nine rebounds in 20 minutes in the win at Fordham.
- Scored 15 of his 25 points in the second half vs. SJU; Also had 12 rebounds.
- Rose up against Duquesne with 26 points (14 in the second half), with four steals, two blocks and a 4-for-4 day at the line.
- Had 11 points (7-8 FT), five rebounds and three assists at Saint Louis.
- Scored 19 points (8-10 FG, 1-1 3-pt., 2-2 FT) with four rebounds and three steals at Rhody
- 12 of his 15 points came during the 2nd half vs. VCU. Also was the game's top rebounder (8)
- Had his fourth double-double (18 & 12) in the Davidson win. Also had three assists.
- Went back-to-back on double-doubles (11 & 10) vs. Saint Louis, with four assists.
- Had 19 points (8-10 FG) and eight rebounds at UMass. Had six dunks in the win, including on four straight possessions in the first half.
- Flirted with a triple-double with 26 points, 11 rebounds and seven assists vs. Rhode Island. Scored 8 of UD's final 10 points in the overtime loss, with an assist on the other bucket
- Had 13 points (6-9 FG) and three assists in the La Salle win.
- Scored 19 points and added seven rebounds at Duquesne.
- Scored seven points and grabbed five rebounds against Saint Louis in A-10 tournament.
- Named A-10 Rookie of the Week seven times during the regular season.
- First-ever A-10 Rookie of the Year from Dayton.
- First freshman on A-10 First Team since Lamar Odom in 1998-99.

2017-18

- Sat out the year as an academic redshirt.

HIGH SCHOOL

- A late bloomer who really took advantage of a prep season
- Was 6-foot-2 as a high school junior, 6-foot-5 as a senior and is now 6-foot-9
- Played one season of varsity high school ball
- Selected to the Lower Hudson High School Basketball Coaches Association Conference 1 All-Section Team and All-League Team
- Led Ossining High School to a 17-5 record and its first conference title in 10 years
- Averaged 20.6 points, 8.1 rebounds, 3.0 assists and 3.0 steals as a senior
- At Mt. Zion Prep in Baltimore in 2016-17, averaged 17 points, eight rebounds and four assists

Career Statistics

Season	GP-GS	MIN/AVG	Total		3-Point		Free-Throws		Rebounds										Scoring	
			FG-FGA	PCT.	FG-FGA	PCT.	FT-FTA	PCT.	OFF	DEF	TOT	AVG	PF	FO	AST	TO	BLK	STL	PTS	AVG
2018-19	32-14	846/26.4	192-290	.662	9-18	.500	61-85	.718	49	131	180	5.6	67	1	59	60	27	20	454	14.2
TOTAL	32-14	846/26.4	192-290	.662	9-18	.500	61-85	.718	49	131	180	5.6	67	1	59	60	27	20	454	14.2



FRANKIE POLICELLI

Freshman • F • 6-7 • 215 • New Hartford, N.Y. / Long Island Lutheran

TRACKING FRANKIE IN 2018-19

- As a young player for his class, the original plan was to use 2018-19 as a developmental redshirt season for him, but injuries to a short roster forced a change.
- Made his college debut vs. No. 25 Mississippi State, and his first stat was an assist.
- Played 16 minutes with four more assists vs. Detroit Mercy.
- His first college basket was a dunk vs. the Titans.
- Hit his first three-pointer as a Flyer in the Richmond win.
- His three-pointer at GW began UD's comeback from a 22-point deficit.
- Scored eight points and grabbed three rebounds in the Fordham win.

2

2018-19 Season Highs

Points	8 at Fordham (1/26/19)
Rebounds	3 at Fordham (1/26/19)
Assists	4, Detroit Mercy (12/4/18)
Steals	1 Twice
Blocks	None yet
FG's Made	3 at Fordham (1/26/19)
FT's Made	None yet
3-PT FG Made	2 at Fordham (1/26/19)
Minutes	19 at Fordham (1/26/19)

HIGH SCHOOL

- Played high school basketball at Long Island Lutheran High School and New Hartford High School.
- Named Second Team All-New York by USA Today after senior year at Long Island Lutheran.
- Recorded 1000+ career points.
- Mr. NYS Basketball Finalist.
- Averaged 12.2 points and 6.0 rebounds as a senior, on 40.0 percent shooting from three point range and 86.0 percent on free throws.
- As a junior at New Hartford, averaged 28.1 points and 13.0 rebounds per game until a midseason injury cut his season short.
- He is a triplet. His brother plays football at SUNY Courtland and his sister attends Syracuse.

Career Highs

Points	8 at Fordham (1/26/19)
Rebounds	3 at Fordham (1/26/19)
Assists	4, Detroit Mercy (12/4/18)
Steals	1 Twice
Blocks	None yet
FG's Made	3 at Fordham (1/26/19)
FT's Made	None yet
3-PT FG Made	2 at Fordham (1/26/19)
Minutes	19 at Fordham (1/26/19)

Career Statistics

Season	GP-GS	MIN/AVG	Total		3-Point		Free-Throws		Rebounds										Scoring	
			FG-FGA	PCT.	FG-FGA	PCT.	FT-FTA	PCT.	OFF	DEF	TOT	AVG	PF	FO	AST	TO	BLK	STL	PTS	AVG
2018-19	20-0	96/4.8	7-21	.333	4-13	.308	0-3	.000	2	8	10	0.5	15	0	9	5	1	2	18	0.9
TOTAL	20-0	96/4.8	7-21	.333	4-13	.308	0-3	.000	2	8	10	0.5	15	0	9	5	1	2	18	0.9



TREY LANDERS

Junior • G • 6-5 • 224 • Dayton, Ohio / Wayne

3

2018-19 Season Highs

Points	15 Twice
Rebounds	14, Presbyterian (12/22/18)
Assists	5, Detroit Mercy (12/4/18)
Steals	4, Richmond (1/6/19)
Blocks	2, Mississippi State (11/30/18)
FG's Made	6 Twice
FT's Made	6, UMass (1/13/19)
3-PT FG Made	1 Seven times
Minutes	38 at SBU (1/19/19)

Career Highs

Points	26, Fordham (2/17/18)
Rebounds	14, Presbyterian (12/22/18)
Assists	9, Duquesne (2/7/18)
Steals	4, Richmond (1/6/19)
Blocks	4, St. Bonaventure (1/4/18)
FG's Made	11, at UMass (2/3/18)
FT's Made	10, Wagner (12/23/17)
3-PT FG Made	3, Fordham (2/17/18)
Minutes	43, at UMass (2/3/18)

TRACKING TREY IN 2018-19

- Voted a team captain.
- Opened the year with a double-double (15/10) vs. North Florida.
- Had 15 points (6-9 FG) against Purdue Fort Wayne.
- Scored 10 points and added seven rebounds in the win over Butler at the Battle4Atlantis.
- Had another double-double (12/10) in the final Battle4Atlantis game against Oklahoma.
- Grabbed 11 offensive boards in three games in the Bahamas.
- Had a game-high 11 rebounds (with eight points) at No. 8 Auburn.
- Tallied 13 points and seven rebounds vs. Tulsa.
- Had 11 points, six rebounds and three assists in the Western Michigan win.
- Came through with his third double-double (15/14) of the year vs. Presbyterian
- Had nine points and 10 rebounds vs. Georgia State. Two of his rebounds (one offensive, one defensive) came in the final minute with Dayton up by a basket
- Grabbed double-digit rebounds (10) for the third consecutive game vs. Richmond (w/9 pts).
- Scored 12 points (eight in the second half) in the George Washington win.
- Had 12 points (3-4 FG, 6-8 FT), 5 rebounds and 2 steals in the UMass win.
- Tallied 14 points and eight rebounds in the St. Bonaventure win.
- Grabbed nine rebounds at Fordham.
- Had three assists in 18 minutes, including Camron Greer's three-pointer.
- Missed the home VCU game with a shoulder injury suffered in practice, but returned to action at Davidson.
- Scored eight points with three rebounds in 17 minutes in the SLU win.
- Had 10 rebounds in 22 minutes at UMass.
- Had a remarkable +40 plus/minus rating in the La Salle win (as did Dwayne Cohill); Landers had seven points and six rebounds in 25 minutes.
- Scored 10 points (4-4 FG, 2-2 FT) with nine rebounds in 17 minutes at Duquesne.
- Had seven points, a team-high eight rebounds and three assists vs. Saint Louis.

2017-18

- Tallied eight points and seven rebounds against Ball State.
- Finished with nine points and five boards versus Hofstra.
- Had a rebound and played four minutes against Ohio before injuring his ankle.
- Missed the games against Old Dominion and Akron with an ankle injury.
- Broke out with 12 points, six rebounds, three assists and three steals versus Auburn.
- Added three rebounds, two assists, a block and a steal at Mississippi State.
- Tallied 14 points on 6 of 7 field goal shooting against Tennessee Tech.
- Recorded three points and three offensive rebounds versus Penn.
- Finished with 10 points and eight rebounds (four offensive) against Georgia State.
- Added seven points, one rebound and one assist at Saint Mary's.
- Scored 10 of his 14 points at the free throw line and added three steals versus Wagner.
- Recorded seven points, six rebounds, three assists and two steals at Duquesne.
- Contributed 17 points, five rebounds, four blocks and three steals versus St. Bonaventure.
- Added five rebounds and two assists versus UMass.
- Tallied 18 points and nine rebounds on 7 of 12 shooting from the floor at Richmond.
- Recorded 15 points, eight rebounds and four assists versus VCU.
- Had six rebounds and four assists at Saint Joseph's.
- Scored 11 points on 5 of 5 field goals against Rhode Island.
- Scored eight of his team-high 16 points in the final 10 minutes against Davidson.
- Tallied nine points and nine rebounds at Saint Louis.
- Shot 11 of 14 from the field to finish with 22 points and nine rebounds at UMass.
- Obtained 12 points, four rebounds and nine assists against Duquesne.
- Recorded his first career double-double with 16 points and 11 rebounds at VCU.
- Had six points, one rebound, one assist and one steal at George Mason.
- Led UD with 26 points on 9 of 13 shooting to go with four rebounds versus Fordham.
- Registered team highs of 13 points and eight rebounds against Saint Louis.
- Obtained a double-double with 10 points and 10 rebounds at No. 18 Rhode Island.
- Notched a double-double with 17 points and 10 rebounds at La Salle.
- Registered 17 points, four assists and three steals against George Washington.

2016-17

- Shot 2 of 2 from the floor to finish with four points against Austin Peay.
- Shot 2 of 3 from the field to finish with five points and a rebound against Saint Louis.
- Finished with four points, three rebounds and an assist against Duquesne

Career Statistics

			Total		3-Point		Free-Throws		Rebounds											Scoring	
Season	GP-GS	MIN/AVG	FG-FGA	PCT.	FG-FGA	PCT.	FT-FTA	PCT.	OFF	DEF	TOT	AVG	PF	FO	AST	TO	BLK	STL	PTS	AVG	
2016-17	9-0	52/5.8	11-17	.647	1-3	.333	4-10	.400	4	9	13	1.41	7	0	3	3	2	3	27	3.0	
2017-18	29-29	837/28.9	126-216	.583	19-54	.365	58-80	.725	65	97	162	5.6	77	2	52	57	11	31	310	11.1	
2018-19	31-22	855/27.5	99-208	.476	9-45	.200	50-72	.694	56	155	211	6.8	71	2	62	51	11	20	257	8.3	
TOTAL	69-51	1741/25.2	236-441	.535	29-102	.284	112-162	.691	125	261	386	5.6	165	4	117	111	24	54	613	8.9	



JORDAN DAVIS

Sophomore • G • 6-2 • 195 • Irmo, S.C. / Dutch Fork

4

2018-19 Season Highs

Points	25, at GW (1/9/19)
Rebounds	8 at SBU (1/19/19)
Assists	7, Detroit Mercy (12/4/18)
Steals	5 at SBU (1/19/19)
Blocks	3 vs. Butler (11/21/18)
FG's Made	9, at GW (1/9/19)
FT's Made	6, North Florida (11/7/18)
3-PT FG Made	7, at GW (1/9/19)
Minutes	41 at SBU (1/19/19)

Career Highs

Points	25, at GW (1/9/19)
Rebounds	8 at SBU (1/19/19)
Assists	7, Detroit Mercy (12/4/18)
Steals	5 at SBU (1/19/19)
Blocks	3 vs. Butler (11/21/18)
FG's Made	9, at GW (1/9/19)
FT's Made	6, North Florida (11/7/18)
3-PT FG Made	7, at GW (1/9/19)
Minutes	49, at UMass (2/3/18)

TRACKING JORDAN IN 2018-19

- Scored 16 points (2-2 3pt. 6-8 FT) in season opener vs. North Florida.
- Reached double figures in first 3 games of the year (13 vs. Coppin State, 10 vs. Purdue FW).
- Tallied 12 points and six rebounds vs. Oklahoma in the Battle4Atlantis.
- Scored 13 points and added seven assists in the Detroit Mercy win.
- Had the primary assignment vs. UDM's Antoine Davis, holding him to a then-season-low 18.
- Had 18 points (7-12 FG) against Presbyterian
- Scored 13 points, with four rebounds and four assists in the Georgia State win.
- Erupted for 25 points (20 in the second half) at GW. Also had three steals.
- Made 7 of 11 three-pointers at GW, after making 8 of 35 over his previous 8 games.
- Scored 21 points (6-8 3-pt.) in the UMass win.
- Was named A-10 Co-Player of the Week after GW & UMass.
- Led Dayton with 17 points at VCU.
- Scored seven of his 13 points in overtime periods at St. Bonaventure; Ran point after Crutcher fouled out in first OT period; Also had eight rebounds and five steals.
- Scored 10 points and had five assists in the Fordham win.
- Had 12 points and five rebounds in the win at Rhode Island.
- Tallied 15 points (4-7 3-pt.), four rebounds and two steals in the Davidson win.
- Scored 13 points and had three streals in the win at UMass.
- Tallied 12 points and four assists vs. Saint Louis in the A-10 tournament.
- Attempted 23 free throws in 31 games in 2017-18; Shot that many in first 8 games this year.

2017-18

- Had two points, one rebound and one assist against Ball State.
- Played five minutes versus Hofstra.
- Came off the bench to add 10 points and three steals versus Ohio.
- Shot 4 of 4 from the field to finish with 11 points against Old Dominion.
- Tallied 12 of his 14 points in the second half versus Akron.
- Sank two 3-pointers to finish with six points against Auburn.
- Had two rebounds and three steals at Mississippi State.
- Scored 14 points thanks to 4 of 6 shooting from 3-point range against Tennessee Tech.
- Shot 3 of 6 from three-point range to finish with nine points and three assists versus Penn.
- Added 12 points, five rebounds, two assists and two steals versus Georgia State.
- Tallied 11 points on 4 of 7 shooting from the field at Saint Mary's.
- Chipped in with nine points, five rebounds and two steals versus Wagner.
- Recorded eight points and three assists at Duquesne.
- Had five points, two assists and a steal versus St. Bonaventure.
- Scored 10 points on 4 of 6 shooting to go with a block versus UMass.
- Sank a three-pointer and had a rebound at Richmond.
- Recorded 21 points, three rebounds and three assists with zero turnovers against VCU.
- Added seven points, three rebounds and three assists at Saint Joseph's.
- Had two rebounds, two assists, a block and a steal against Rhode Island.
- Finished with three points, two rebounds, an assist and a steal against Davidson.
- Recorded 11 points on 5 of 11 shooting from the field at Saint Louis.
- Played 49 minutes and had three points and three assists at UMass.
- Tallied 18 points (7 of 8 field goals), five assists and four steals against Duquesne.
- Scored 19 points behind four 3-point field goals at VCU.
- Added two points, an assist, a steal and a block at George Mason.
- Finished with eight points, three assists and two steals against Fordham.
- Recorded seven points, two assists and a steal versus Saint Louis.
- Had seven points, three rebounds and three assists at No. 18 Rhode Island.
- Obtained one rebound, one assist and one steal at La Salle.
- Added 11 points, three assists and two steals against George Washington.

HIGH SCHOOL

- All-time leading scorer at Dutch Fork High School with 1,659 points.
- Averaged 22.3 points, 6.6 rebounds, 2.5 assists and 1.7 steals for his career.
- Three-time all-region, two-time All-South Carolina.
- South Carolina 4A Player of the Year as a junior.
- South Carolina 5A Player of the Year as a senior.
- First player in Dayton Basketball history from South Carolina.

Career Statistics

Season	GP-GS	MIN/AVG	Total		3-Point		Free-Throws		Rebounds											Scoring	
			FG-FGA	PCT.	FG-FGA	PCT.	FT-FTA	PCT.	OFF	DEF	TOT	AVG	PF	FO	AST	TO	BLK	STL	PTS	AVG	7
2017-18	31-22	891/28.7	88-208	.423	56-142	.394	17-23	.739	6	51	57	1.8	29	0	57	23	4	32	249	8.0	
2018-19	32-31	1025/32.0	106-265	.400	54-160	.338	45-64	.703	5	84	89	2.8	44	0	60	46	11	30	211	9.7	
9OTAL	63-53	1916/30.4	191-473	.410	110-302	.364	62-87	.713	11	135	146	2.3	73	0	117	69	15	62	560	8.9	



10

2018-19 Season Highs

Points	20 Twice
Rebounds	12, La Salle (3/6/19)
Assists	11, at GW (1/9/19)
Steals	2 Six times
Blocks	None yet
FG's Made	6 Four times
FT's Made	5 Twice
3-PT FG Made	4 Four times
Minutes	44, Rhode Island (3/1/19)

Career Highs

Points	23, at Saint Joseph's (1/17/18)
Rebounds	12, La Salle (3/6/19)
Assists	11, at GW (1/9/19)
Steals	4, La Salle (2/28/18)
Blocks	1, vs. Old Dominion (11/19/17); St. Bonaventure (1/3/18); at Saint Louis (1/27/18); Fordham (2/17/18)
FG's Made	8, at Saint Joseph's (1/17/18); at VCU (2/10/18)
FT's Made	6, Auburn (11/29/18)
3-PT FG Made	7, at Saint Joseph's (1/17/18)
Minutes	44 Twice

JALEN CRUTCHER

Sophomore • G • 6-1 • 161 • Memphis, Tenn. / Ridgeway

TRACKING JALEN IN 2018-19

- Scored nine points in each of the first two games of the year, then had 18 vs. Purdue FW.
- Had 20 points in the Butler win at the Battle4Atlantis, and followed that with 11 against No. 4 Virginia and 14 vs. Oklahoma.
- Averaged 15.0 points and 5.4 assists, while shooting .538 (14-26) FG in the Bahamas.
- Tallied 11 points with seven assists at home vs. No. 25 Mississippi State.
- Scored 16 in the Detroit Mercy win.
- Had 11 points, six rebounds and five assists, but with seven turnovers at No. 8 Auburn.
- Scored 14 points with three assists and three steals in the Tulsa game.
- Tallied 14 points (4-6 3-pt. FG) and 10 assists in the Western Michigan win.
- Had 19 points (14 in the first half) vs. Presbyterian. Also had five assists and six rebounds
- Scored 17 points with seven assists vs. Georgia State. Was 4-4 FT in the final 13 seconds.
- Reached double figures in 11 consecutive games from Purdue Fort Wayne to Ga. Southern
- Had eight points, eight rebounds and four assists in 32 minutes during the Richmond win.
- Tallied eight points, five rebounds and 11 assists in 39 minutes at George Washington.
- Changed his name to “Jalen Clutcher” in the last minute of the Richmond and George Washington wins, going four-for-four from line in both games protecting a slight lead.
- Scored 19 points (13 in the second half) vs. UMass, and was (say it with me) “Clutcher” again with a three-pointer that broke a 67-67 tie with 70 seconds to go in the game.
- Had 14 points and six assists at VCU.
- Tallied 15 points and six assists in SBU win.
- Had 10 points and six assists at Fordham.
- Scored 12 of his 16 points in the second half during the comeback from 11 points down against Duquesne. Scored the go-ahead bucket on a runner with 1:39 left in the game.
- Had 11 points at Saint Louis.
- Tallied 20 points, four assists and four rebounds at Rhode Island.
- Had 13 points (3-6 3-pt.), seven assists and two steals against VCU.
- Scored 17 (all in the final 20:02) in the Saint Louis win.
- Had 10 points (4-4 FT) and four assists at UMass.
- Came up with his first “traditional” double-double (and third overall) with 11 points and 12 rebounds in the La Salle win. Also had six assists.
- Had 16 points and nine assists in the win at Duquesne.
- Led UD with 18 points and five assists in the A-10 tournament against Saint Louis.

2017-18

- Added six points, five rebounds and two assists while playing 17 of his 26 minutes in the second half versus Ball State.
- Had three points, three rebounds and two assists against Hofstra.
- Recorded six points, four rebounds and three assists versus Ohio.
- Had a rebound and two assists versus Old Dominion.
- Registered three points, three steals and eight assists without a turnover against Akron.
- Finished with 15 points and six rebounds versus Auburn.
- In his first career start, scored a team-high 18 points at Mississippi State.
- Added two points and seven assists against Tennessee Tech.
- Connected on a three-pointer against Penn.
- Had two points and a rebound versus Georgia State.
- Added two points, four assists without a turnover and three steals at Saint Mary's.
- Finished with four points, five rebounds and four assists against Wagner.
- Tallied seven points, four assists and two steals at Duquesne.
- Contributed 12 points, six assists and a block against St. Bonaventure.
- Totaled 14 points, five rebounds and three assists against UMass.
- Recorded seven points and six assists at Richmond.
- Just shy of the first triple-double in Dayton basketball history with 12 points, 10 assists and eight rebounds against VCU.
- Led the Flyers with 23 points on 8 of 13 shooting from the floor at Saint Joseph's.
- Added seven points, four assists and two steals against Rhode Island.
- Scored all 12 points in the second half and had six assists against Davidson.
- Played all 40 minutes and scored 14 points at Saint Louis.
- Added 15 points and eight assists with only one turnover at UMass.
- Finished with eight points and nine assists without a turnover against Duquesne.
- Led Dayton with 21 points, seven rebounds and eight assists against VCU.

Career Statistics

			Total		3-Point		Free-Throws		Rebounds											Scoring	
Season	GP-GS	MIN/AVG	FG-FGA	PCT.	FG-FGA	PCT.	FT-FTA	PCT.	OFF	DEF	TOT	AVG	PF	FO	AST	TO	BLK	STL	PTS	AVG	
2017-18	31-22	967/31.2	100-243	.412	52-154	.338	32-47	.681	9	87	96	3.1	72	1	135	64	4	32	284	9.2	
2018-19	32-32	1168/36.5	147-353	.416	68-188	.362	58-82	.707	9	119	128	4.0	44	1	182	89	4	29	420	13.1	
TOTAL	63-54	2135/33.9	247-596	.414	120-342	.351	90-129	.698	18	206	224	3.6	116	2	317	153	8	61	704	11.2	



JACK WESTERFIELD

Senior • F • 6-1 • 180 • Cincinnati, Ohio / St. Xavier

TRACKING JACK IN 2018-19

- Played nine minutes vs. Coppin State with one rebound.
- Played two minutes in the Detroit Mercy win, and buried a three from deep.
- Closed out the scoring in the Richmond game with a baseline layup vs. Richmond.
- Played three minutes and had his first career assist at Fordham.
- Got in for a minute in the Rhode Island.
- Made his first career start on Senior Night vs. La Salle, and scored UD's last points on a three-pointer on an assist from Camron Greer

2017-18

- Played one minute and attempted a shot against Akron.
- Played two minutes versus VCU.
- Sank a 3-pointer, two free throws and had a steal at Saint Joseph's.
- Connected on a 3-pointer against Rhode Island.
- Had a rebound at George Mason.
- Played three minutes against Fordham.
- Played three minutes versus Saint Louis.
- Played two minutes at No. 18 Rhode Island.
- Recorded an offensive rebound and a steal at La Salle.
- Played one minute against George Washington.

2016-17

- Attempted a free throw against Austin Peay.
- Played one minute versus Saint Joseph's College.
- Played one minute versus VMI.

2015-16

- Played one minute against Southeast Missouri.

HIGH SCHOOL

- Shot 91 percent from the free-throw line
- Named Second Team All-GCL South.

23

2018-19 Season Highs

Points	3 Twice
Rebounds	1 Twice
Assists	1 at Fordham (1/26/19)
Steals	None Yet
Blocks	None Yet
FG's Made	1 Three times
FT's Made	None yet
3-PT FG Made	1 Twice
Minutes	9, Coppin State (11/10/18)

Career Highs

Points	5 at Saint Joseph's (1/17/18)
Rebounds	1 Three times
Assists	1 at Fordham (1/26/19)
Steals	1 Twice
Blocks	None yet
FG's Made	1 Five times
FT's Made	2, at Saint Joseph's (1/17/18)
3-PT FG Made	1 Four times
Minutes	9, Coppin State (11/10/18)

Career Statistics

Season	GP-GS	MIN/AVG	Total		3-Point		Free-Throws		Rebounds										Scoring	
			FG-FGA	PCT.	FG-FGA	PCT.	FT-FTA	PCT.	OFF	DEF	TOT	AVG	PF	FO	AST	TO	BLK	STL	PTS	AVG
2015-16	1-0	1/1.0	0-0	.000	0-0	.000	0-0	.000	0	0	0	0.	0	0	0	0	0	0	0	0.0
2016-17	3-0	3/1.0	0-1	.000	0-0	.000	0-0	.000	0	0	0	0.0	0	0	0	0	0	0	0	0.0
2017-18	10-0	46/4.6	2-9	.222	2-7	.286	2-2	1.000	1	1	2	0.2	2	0	0	0	0	2	8	0.8
2018-19	8-1	24/3.0	3-8	.375	2-5	.400	0-1	.000	0	2	2	0.3	1	0	1	1	0	0	8	1.0
TOTAL	22-1	74/3.4	5-18	.278	4-13	.308	2-4	.500	1	3	4	0.2	3	0	1	1	0	2	16	0.7



JHERY MATOS

Freshman • G • 6-5 • 192 • Santo Domingo, D.R. / Orlando West Oaks

TRACKING JHERY IN 2018-19

- Played in the first six games of the year before tearing ligaments in his right toe, an injury that was repaired by surgery on Dec. 27. His recovery peroid will take him out for the season.
- He is eligible for an injury redshirt and if granted he will have 2 years left in a UD uniform.
- Made his Division I debut in the North Florida win, playing 18 minutes and scoring 3 points.
- Played 24 minutes and was in at crunch time in the Butler win, scoring four points.
- Appears to have suffered the injury in the Oklahoma game, but played 14 minutes.

2016-18 (EASTERN FLORIDA STATE COLLEGE & MONROE COLLEGE)

- Started college career at Eastern Florida State, where he played his freshman year, averaging 5.3 points and 2.5 assists per game while shooting 41.7 percent from the field.
- Transferred to Monroe College in New York for sophomore year, where he broke out, averaging 17.7 points, 6.2 rebounds, and 3.0 assists per game.
- Shot 43 percent from the field as a sophomore.
- Had a career high 38 points, adding nine rebounds, in a game against his old school, Eastern Florida State College.
- Pulled down a career high 15 rebounds against Hostos Community College.
- Named to 2018 NJCAA Division I All-American Third Team.

PRIOR TO COLLEGE

- Attended West Oaks Academy and Calusa Prep in Florida.
- A native of Santo Domingo, Matos has played for the Dominican Republic's U19 team and has trained with the national team.

31

2018-19 Season Highs

Points	7, Purdue FW (11/16/18)
Rebounds	6, Purdue FW (11/16/18)
Assists	4, Purdue FW (11/16/18)
Steals	2, Purdue FW (11/16/18)
Blocks	None yet
FG's Made	3, Purdue FW (11/16/18)
FT's Made	3, North Florida (11/7/18)
3-PT FG Made	1, Purdue FW (11/16/18)
Minutes	28, Purdue FW (11/16/18)

Career Highs

Points	7, Purdue FW (11/16/18)
Rebounds	6, Purdue FW (11/16/18)
Assists	4, Purdue FW (11/16/18)
Steals	2, Purdue FW (11/16/18)
Blocks	None yet
FG's Made	3, Purdue FW (11/16/18)
FT's Made	3, North Florida (11/7/18)
3-PT FG Made	1, Purdue FW (11/16/18)
Minutes	28, Purdue FW (11/16/18)

Career Statistics

			Total		3-Point		Free-Throws		Rebounds											Scoring	
Season	GP-GS	MIN/AVG	FG-FGA	PCT.	FG-FGA	PCT.	FT-FTA	PCT.	OFF	DEF	TOT	AVG	PF	FO	AST	TO	BLK	STL	PTS	AVG	
2018-19	6-0	117/19.5	8-26	.308	1-8	.125	5-7	.714	4	15	19	3.2	14	0	7	4	0	4	22	3.7	
TOTAL	6-0	117/19.5	8-26	.308	1-9	.125	5-7	.714	4	15	19	3.2	14	0	7	4	0	4	22	3.7	



RYAN MIKESELL

RS Junior • F • 6-7 • 215 • St. Henry, Ohio / St. Henry

33

2018-19 Season Highs

Points	23, Rhode Island (3/1/19)
Rebounds	11, Rhode Island (3/1/19)
Assists	6, North Florida (11/7/18)
Steals	4 at UMass (2/26/19)
Blocks	3, George Mason (1/23/19)
FG's Made	9, VCU (2/16/19)
FT's Made	8 Twice
3-PT FG Made	3 Four times
Minutes	42, Rhode Island (3/1/19)

Career Highs

Points	23, Rhode Island (3/1/19)
Rebounds	11 Twice
Assists	6, North Florida (11/7/18)
Steals	4 at UMass (2/26/19)
Blocks	3 Twice
FG's Made	9, VCU (2/16/19)
FT's Made	8 Twice
3-PT FG Made	5, SEMO (11/13/15)
Minutes	42, Rhode Island (3/1/19)

TRACKING RYAN IN 2018-19

- Voted a team captain.
- Scored 12 points with six assists in his first game in over a year vs. North Florida.
- Had a double-double (18/10) in the Coppin State win.
- Tallied 10 points and five rebounds in just 13 minutes against Purdue Fort Wayne.
- Had just 13 points and nine rebounds at the Battle4Atlanta.
- Bounced back with 15 points and seven boards vs. No. 25 Mississippi State.
- Scored 10 points in the Detroit Mercy win.
- Had 15 points and eight rebounds (five offensive) at No. 8 Auburn.
- Tallied 11 points, eight rebounds, two assists and two blocked shots at VCU.
- Scored 21 points (8-8 FT) with 6 rebounds at SBU. Seven points came in overtimes.
- Had 10 points (4-5 FG) with five rebounds and three blocked shots vs. George Mason.
- Had five points (2-2 FG, 1-1 3-pt.), four rebounds, two assists and two steals at Fordham.
- Scored 21 points, with six rebounds and three assists in the win over Saint Joseph's.
- Had four points (2-4 FG), four assists and a team-high seven rebounds vs. Rhode Island.
- Scored 22 points (9-12 FG, 2-3 3-pt.), with four rebounds and two steals vs. VCU.
- Had 10 points, three assists and three rebounds at Davidson.
- Tallied seven points, five rebounds, four assists and four steals in the UMass win.
- Scored 23 points (7-10 FG, 8-9 FT) and added 11 rebounds against Rhode Island.
- Had 13 points and three assists in the La Salle win.
- Scored 17 points (7-11 FG, 3-4 3-pt.) with seven rebounds at Duquesne.
- Had five rebounds and four assists vs. Saint Louis at A-10 tourney, but was held scoreless.

2017-18

- Took a medical redshirt following double hip surgery.

2016-17

- In his first career start, he added six points and two blocks versus Austin Peay.
- Tallied 12 points and five rebounds at Alabama.
- Registered six points and six rebounds versus No. 17 Saint Mary's.
- Had nine points and five rebounds versus Nebraska.
- Added seven points and five rebounds against New Mexico.
- Recorded five points, two rebounds, an assist and a steal against Winthrop.
- Tallied six points, five rebounds and a block versus Northwestern.
- Registered his first career double-double with 12 points and 11 rebounds against Vanderbilt.
- Finished with 10 points and seven rebounds versus VMI.
- Had three points, one assist and one steal against La Salle.
- Registered 16 points on 6 of 9 shooting from the floor and three assists at St. Bonaventure.
- Recorded nine points and seven rebounds versus Rhode Island.
- Added five points, four rebounds and a steal at UMass.
- Obtained five points, eight rebounds and two steals at Duquesne.
- Recorded 11 points, seven rebounds and three steals versus Richmond.
- Added eight points, five rebounds and three blocks versus Duquesne.
- Obtained five points and seven rebounds against Saint Joseph's.
- Tallied seven points, four rebounds, an assist and a steal at Rhode Island.
- Finished with five points, four rebounds and two steals at Saint Louis.
- Secured five points, five rebounds and a block versus George Mason.
- Added five points and two steals at Davidson.
- Scored 12 points with five boards vs.Saint Louis.

2015-16

- Led the Flyers with 21 points, eight rebounds and four assists in the opener against Southeast Missouri.
- Named the Atlantic 10 Rookie of the Week on Nov. 16, 2015.
- Added five points, two rebounds, one assist, one block and one steal versus William & Mary.
- Scored five points against No. 23 Xavier.
- Recorded five points, four rebounds and an assist versus UMass.
- Scored eight points on 3-of-4 shooting from the field to go with two rebounds versus Davidson.

HIGH SCHOOL

- First Team All-Oho selection in 2014.
- District Player of the Year.
- Averaged 22.2 points, 11.2 rebounds, 3.6 assists, and 3.4 blocks.

Career Statistics

			Total		3-Point		Free-Throws		Rebounds											Scoring	
Season	GP-GS	MIN/AVG	FG-FGA	PCT.	FG-FGA	PCT.	FT-FTA	PCT.	OFF	DEF	TOT	AVG	PF	FO	AST	TO	BLK	STL	PTS	AVG	
2015-16	22-0	176/8.0	25-51	.490	11-33	.333	6-13	.462	10	22	32	1.5	22	0	17	10	5	4	67	3.0	
2016-17	32-24	665/20.8	65-143	.455	19-57	.333	34-50	.680	37	88	125	3.9	77	0	28	34	17	20	183	5.7	
2017-18	0-0	0/0																			
2018-19	32-31	954/29.8	113-233	.507	39-113	.345	56-70	.800	40	129	169	5.3	61	1	76	48	19	24	321	10.0	
TOTAL	86-55	1795/20.9	203-417	.487	69-203	.340	96-133	.722	87	239	326	3.8	160	1	121	92	42	48	571	6.6	



DWAYNE COHILL

Freshman • G • 6-2 • 176 • Cleveland, Ohio / Holy Name

35

2018-19 Season Highs

Points	8, Presbyterian (12/22/18)
Rebounds	3 Three times
Assists	3 at Auburn (12/8/18)
Steals	2 Three times
Blocks	None yet
FG's Made	3 Twice
FT's Made	3, North Florida (11/7/18)
3-PT FG Made	2, George Mason (1/23/19)
Minutes	29, La Salle (3/6/19)

TRACKING DWAYNE IN 2018-19

- Made his college debut with five points in the opener vs. North Florida.
- Played 21 minutes (six points) in the Coppin State win.
- Scored four points (2-2 FG) in 18 minutes against Detroit Mercy.
- Had five points and three assists at No. 8 Auburn.
- Scored eight points (3-4 FG, 2-2 FT) in the Presbyterian win
- Had seven important points in the first half of the GW win.
- Scored seven points with three rebounds in the George Mason game.
- Had two points, two rebounds and two blocks at Fordham.
- Scored seven points and had a strong defensive effort on SJU's Charlie Brown Jr.
- Scored six points, all during UD's second half comeback in the Duquesne win.
- Had seven points (3-3 FG) with two assists in 16 minutes at Saint Louis.
- Tallied four points (2-2 FG), three rebounds, two assists and a steal at Rhode Island.
- Matched Trey Landers with a +40 (yes, +40) plus/minus rating vs. La Salle. Cohill had six points, three rebounds and three assists.
- Scored four points and had two steals against Saint Louis at A-10 tournament.
- Has played in all 31 games, and scored in 27 of them.

HIGH SCHOOL


- Attended Holy Name High School, just outside of Cleveland, Ohio, where he scored 2,182 points over his varsity career which is good for 31st in Ohio high school basketball history.
- Averaged 21.9 points, 5.2 rebounds, and 3.3 assists as a senior at Holy Name, while shooting 35 percent from three.
- Named to First Team All-Ohio in Division II as a senior.
- Holds high school record for points.
- Two-time First Team All-Ohio.
- Consensus four star/top 100 prospect.
- As a junior, was the only one in his class named to the Cleveland.com All-Stars First Team.

Career Highs

Points	8, Presbyterian (12/22/18)
Rebounds	3 Three times
Assists	3 at Auburn (12/8/18)
Steals	2 Three times
Blocks	None yet
FG's Made	3 Twice
FT's Made	3, North Florida (11/7/18)
3-PT FG Made	2, George Mason (1/23/19)
Minutes	29, La Salle (3/6/19)

Career Statistics

			Total		3-Point		Free-Throws		Rebounds										Scoring	
Season	GP-GS	MIN/AVG	FG-FGA	PCT.	FG-FGA	PCT.	FT-FTA	PCT.	OFF	DEF	TOT	AVG	PF	FO	AST	TO	BLK	STL	PTS	AVG
2018-19	32-0	497/15.5	42-96	.438	7-31	.226	21-31	.677	4	29	33	1.0	55	2	26	25	3	12	112	3.5
TOTAL	32-0	497/15.5	42-96	.438	7-31	.226	21-31	.677	4	29	33	1.0	55	2	26	25	3	12	112	3.5



51

JABALI LEONARD

Freshman • G • 6-1 • 180 • Dayton, Ohio / Meadowdale

TRACKING JABALI IN 2018-19

- Played two minutes against Coppin State.

HIGH SCHOOL

- Three-year varsity member of high school basketball team
- Named to 1st team All-City, 3rd team All-State and 1st team All-Southwest Ohio
- One of the District 15 underclassmen

Career Statistics

Season	GP-GS	MIN/AVG	Total		3-Point		Free-Throws		Rebounds										Scoring	
			FG-FGA	PCT.	FG-FGA	PCT.	FT-FTA	PCT.	OFF	DEF	TOT	AVG	PF	FO	AST	TO	BLK	STL	PTS	AVG
2018-19	1-0	2/2.0	0-1	.000	0-1	.000	0-0	.000	0	0	0	0.0	0	0	0	0	0	0	0	0.0
TOTAL	1-0	2/2.0	0-1	.000	0-1	.000	0-0	.000	0	0	0	0.0	0	0	0	0	0	0	0	0.0



52

CAMRON GREER

Sophomore • G • 5-7" • 160 • Country Club Hills, Ill. / Rich Central

TRACKING CAMRON IN 2018-19

- Played two minutes against Coppin State with a rebound.
- Had another rebound in a minute vs. Detroit Mercy.
- Buried a three-pointer at the end of the Rhode Island win.
- Made the heads-up assist (the first assist of his career) in a scramble situation to get Jack Westerfield his three-pointer at the end of the game on Senior Night vs. La Salle.

HIGH SCHOOL

- Team captain on an Illinois Sweet Sixteen team as a 17-year-old senior
- Averaged 4.9 points, 3.0 assists and 2.2 steals in 2016-17
- Led team in assists
- Named Rich Central High School Scholar-Athlete of the Year

Career Statistics

Season	GP-GS	MIN/AVG	Total		3-Point		Free-Throws		Rebounds										Scoring	
			FG-FGA	PCT.	FG-FGA	PCT.	FT-FTA	PCT.	OFF	DEF	TOT	AVG	PF	FO	AST	TO	BLK	STL	PTS	AVG
2017-18	4-0	2/0.5	1-1	1.000	1-1	1.000	0-0	.000	1	0	1	0.3	0	0	0	0	0	1	3	0.8
2018-19	5-0	6/1.2	1-1	1.000	1-1	1.000	0-0	.000	1	1	2	1.0	1	0	1	0	0	0	3	0.6
TOTAL	9-0	9/0.9	2-2	1.000	2-2	1.000	0-0	.000	1	1	2	0.4	1	0	1	0	0	1	6	0.7



53

CHRISTIAN WILSON

Freshman • G • 6-1" • 160 • Dayton, OH / Northmont

TRACKING CHRISTIAN IN 2018-19

- Played two minutes against Coppin State.
- Was in for a minute vs. Detroit Mercy.

HIGH SCHOOL

- Four-year varsity member of high school basketball team
- Named team captain of high school team
- Placed 4th at state in high jump

Career Statistics

Season	GP-GS	MIN/AVG	Total		3-Point		Free-Throws		Rebounds										Scoring	
			FG-FGA	PCT.	FG-FGA	PCT.	FT-FTA	PCT.	OFF	DEF	TOT	AVG	PF	FO	AST	TO	BLK	STL	PTS	AVG
2018-19	2-0	3/1.5	0-2	.000	0-2	.000	0-0	.000	0	0	0	0	1	0	0	0	0	0	0	0.0
TOTAL	2-0	3/1.5	0-2	.000	0-2	.000	0-0	.000	0	0	0	0	1	0	0	0	0	0	0	0.0



RODNEY CHATMAN

RS Sophomore • G • 6-1" • 178 • Lithonia, Ga. / Lithonia

2018-19

Will be redshirted for the season.

2016-18 (FRESHMAN & SOPHOMORE SEASONS AT CHATTANOOGA)

- Started three games as a freshman, and started all 29 at point guard as a sophomore.
- Averaged 13.3 points, 4.5 assists, and 4.1 rebounds per game as a sophomore.
- Shot 45.3 percent from the field, 33.9 percent from 3-PT., and 78.2 percent on free throws.
- Ranked sixth in the Southern Conference in minutes per game at 32.3.

HIGH SCHOOL

- Averaged 13.3 points, 6.2 assists and 4.1 steals per contest as a senior at Lithonia HS.
- He led Lithonia to a 26-5 record as a senior, including 17-1 in league play.
- Georgia Class 4A All-State mention as both a junior and senior.
- His father, Rodney Chatman Jr., played at Southern Cal from 1989-1993 and averaged 12.0 points per game as a senior. He was a two-time captain and team MVP for the Trojans.



CHASE JOHNSON

RS Sophomore • F • 6-9" • 219 • Ripley, W. Va. / Huntington Prep

2019

Will be redshirted for the remainder of the season .

2017-19 (FRESHMAN & SOPHOMORE SEASONS AT FLORIDA)

- Played in six games over two seasons.
- Scored 23 points and had 12 rebounds in 53 total minutes played.
- Shot 7-12 (.583) from the floor.
- Seven of his 12 rebounds were offensive.

HIGH SCHOOL

- Johnson was a four-star performer out of high school, and ranked 85th in his class nationally.
- Played his senior season at Huntington Prep (W. Va), which has consistently been top ten in the country.
- Averaged 15 points and 12 rebounds at Huntington Prep
- Named All-West Virginia by USA Today
- Named second-team All-West Virginia as a junior at Ripley High School
- Averaged 17.1 points and 8.8 rebounds during that season.



JORDY TSHIMANGA

RS Sophomore • C • 6-11" • 275 • Montreal, Quebec / MacDuffie School

2018-19

Will be redshirted for the season .

2016-18 (FRESHMAN & SOPHOMORE SEASONS AT NEBRASKA)

- Played in 62 games with 27 starts in his two seasons at Nebraska.
- In 2017-18, he had 18 starts in his 31 games played and averaged 4.0 points, 4.6 rebounds and 13.6 minutes per game even though he played through a minor knee injury.
- Some of his best efforts came against the best teams on the schedule - 15 points, nine rebounds vs. Michigan State; 10 rebounds vs. No. 7 Wisconsin; and 10 points, eight rebounds at No. 3 Kansas.
- Was named the 2017 recipient of the Big Ten Sportsmanship Award.

HIGH SCHOOL

- Scored 1,123 points and grabbed 571 rebounds in three seasons at MacDuffie School.
- Averaged 18.3 points, 14.0 rebounds and 3.1 blocks per game during his senior season.
- Two-time NEPSAC Class AA honoree.
- Played football until age 15 when he began playing basketball.
- Dropped 60 pounds while at The MacDuffie School during the sport transition.
- Represented Canada in the 2014 NIKE Global Challenge.



IBI WATSON

RS Sophomore • G • 6-5" • 198 • Pickerington, Ohio / Pickerington Central

2018-19

Will be redshirted for the season .

2016-18 (FRESHMAN & SOPHOMORE SEASONS AT MICHIGAN)

- Played first two college years at Michigan.
- As a sophomore, played in 26 games as part of Michigan team that made a run to the NCAA Tournament Championship Game.
- Recorded a career best seven points against North Carolina during the ACC/Big 10 challenge.
- Shot 38.9 percent from the field as a sophomore along with 32.3 percent from the 3-pt. range.

HIGH SCHOOL

- Watson earned All-Ohio honors all four seasons and played on three conference champions.
- As a freshman and sophomore, he attended Athens High School and averaged 17.5 points a game in his two seasons. He was Third Team Division II All-Ohio as a sophomore.
- He moved to Pickerington and played at Pickerington Central as a junior and senior. Pickerington Central was 35-16 and he averaged 19.2 points a game in his two seasons.
- As a senior, he was First Team Division I All-Ohio.

2018-19 RADIO/TV ROSTER



0 JOSH CUNNINGHAM
RS SENIOR • FORWARD
6-8 • CHICAGO, ILL



1 OBI TOPPIN
RS FRESHMAN • FORWARD
6-9 • OSSINING, N.Y.



2 FRANKIE POLICELLI
FRESHMAN • FORWARD
6-7 • NEW HARTFORD, N.Y.




3 TREY LANDERS
JUNIOR • GUARD
6-5 • DAYTON, OHIO



4 JORDAN DAVIS
SOPHOMORE • GUARD
6-2 • IRMO, S.C.



10 JALEN CRUTCHER
SOPHOMORE • GUARD
6-1 • MEMPHIS, TENN.



23 JACK WESTERFIELD
SENIOR • GUARD
6-1 • CINCINNATI, OHIO




31 JHERY MATOS
JUNIOR • GUARD
6-5 • SANTO DOMINGO, D.R.



33 RYAN MIKESELL
RS JUNIOR • FORWARD
6-7 • ST. HENRY, OHIO



35 DWAYNE COHILL
FRESHMAN • GUARD
6-2 • CLEVELAND, OHIO



51 JABALI LEONARD
FRESHMAN • GUARD
6-1 • DAYTON, OHIO



52 CAMRON GREER
SOPHOMORE • GUARD
5-6 • COUNTRY CLUB HILLS,



53 CHRISTIAN WILSON
FRESHMAN • GUARD
6-1 • DAYTON, OHIO



ANTHONY GRANT
HEAD COACH
2ND SEASON